


TEM

On | Off and everything in between



2025

MODUL



MODUL
LINE

MODUL
SOFT

MODUL
PURE

MODUL
EDGE

44

LOGIQ



LOGIQ
FLAT

LOGIQ
BOLD

LOGIQ
PRIME

172

ekonomik



222

fontana



260



TEM

On | Off and everything in between



La nostra azienda produce interruttori e prese da mezzo secolo, garantendo ai propri utenti un'esperienza semplice e positiva grazie a una facile installazione e utilizzo di prodotti, oltre a una vasta gamma di colori e materiali. In questo modo riusciamo a soddisfare anche le richieste più esigenti di tutti gli utenti e di qualsiasi ambiente.

We are a manufacturer of switches and sockets offering a positive and easy user experience while satisfying the most demanding needs of every user and space with products that are easy to install and use, as well as a wide range of colours and materials.

TEM

Benvenuti nella famiglia **MODUL**

Welcome to the **MODUL** family

Donate all'ambiente un tocco personale ed esaltate il vostro stile con interruttori e prese della famiglia MODUL.

Give your ambience a personal touch and show off your style with switches and sockets from MODUL family.

scopriamo nuovi orizzonti

discovering new insights



MODUL
LINE



MODUL
SOFT



MODUL
PURE




MODUL
EDGE

1

2

MODUL
LINE



MODUL
SOFT



MODUL
PURE




Metallo

Legno

Vetro

MODUL
EDGE




Metallo

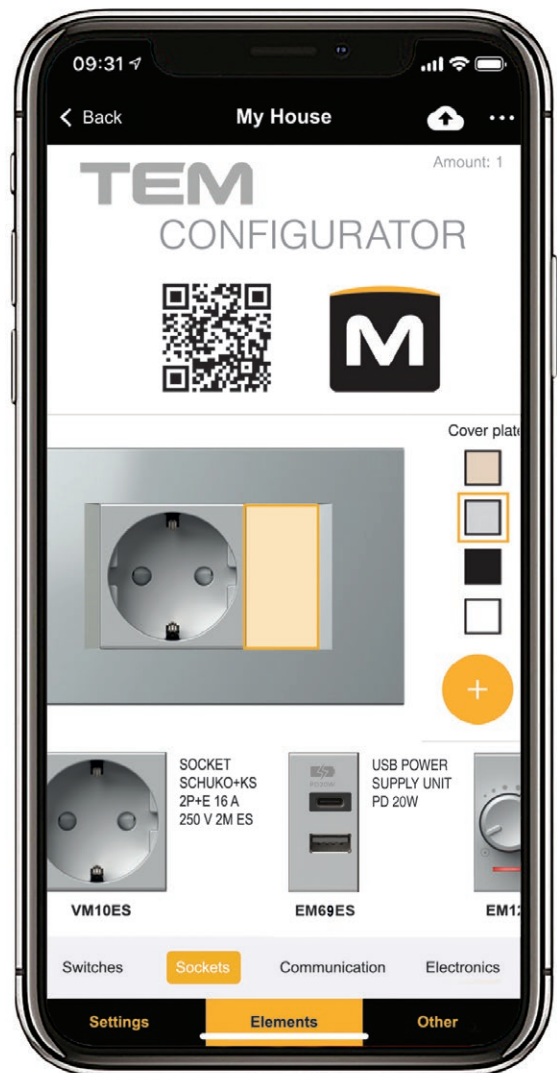
Metallo

Vetro

3




4



MODUL

LINE



Le linee dritte e pulite creano un design senza tempo.

Straight, smooth lines create a timeless design.







MODUL

LINE

PW



MW

IW

ES

AT

SB



bianco-lucido

bianco opaco

beige-lucido

argento-opaco

antracite

nero-opaco

polar white


matte white

ivory white


elox silver

anthracite


*soft touch
black*



PW bianco-lucido
polar white



MW bianco opaco
matte white




IW beige-lucido
ivory white



SW pietra bianca
stone white




ES argento-opaco
elox silver




SG oro-opaco
sand gold



TI titanio
titanium




IB blu-opaco
impulse blue



AT antracite
anthracite



NB nero-lucido
night black



SB nero-opaco
soft touch black

MODUL

SOFT



Le forme arrotondate e i soffici passaggi portano morbidezza
nella vostra casa.

*Rounded shapes and soft transitions bring softness into
your home.*





MODUL

SOFT

PW



MW

IW

ES

AT

SB



bianco-lucido

bianco opaco

beige-lucido

argento-opaco

antracite

nero-opaco

polar white

matte white

ivory white


elox silver

anthracite


*soft touch
black*

Scegli il tuo colore


Select your colour



PW bianco-lucido
polar white




MW bianco opaco
matte white




IW beige-lucido
ivory white




ES argento-opaco
elox silver



TI titanio
titanium



SG oro-opaco
sand gold



WW noce
walnut



WE wenge
wenge



AT antracite
anthracite



NB nero-lucido
night black



SB nero-opaco
soft touch black

MODUL

PURE



La perfezione dell'ambiente si nasconde nei dettagli.
Consentite alla natura di arricchire il vostro ambiente con
placche decorative in legno, vetro e metallo.

*The details represent the completeness of the entire
ambience. Let the nature enrich your space with decorative
cover plates made of wood, glass and metal.*





MODUL

PURE

PW



MW

IW

ES

AT

SB



bianco-lucido

bianco opaco

beige-lucido

argento-opaco

antracite

nero-opaco

polar white

matte white

ivory white

elox silver

anthracite

*soft touch
black*

vetro
glass



GL bianco
glass light

metallo
metal




MH acciaio battuto
hammered steel


legno
wood



WM acero
maple



GD nero
glass dark



MS argento satinato
satin silver



WB bambù
bamboo



MN nickel satinato
satin nickel



WW noce
walnut




ME ferro acidato
etched iron



WE wenge
wenge

MODUL

EDGE



La nuova linea prestigiosa che offre un'esperienza sensoriale e visiva speciale e senza precedenti.

The new prestigious product line offers a special sensory and visual experience like no other before. Are you bold enough?







MODUL

EDGE

PB



nero

black

PA



antracite

anthracite

PG



oro

gold


PC





Cromato

chrome



metallo
metal




MA argento
silver



MT antracite
anthracite




MZ oro
gold



vetro
glass



GL bianco
glass light



GD nero
glass dark



MODUL

EDGE



La purezza del vetro crea un magico gioco di luci e ombre che si manifesta sulle placche decorative EDGE. E i colori contrastanti soddisfano anche i gusti più raffinati.

The purity of the glass allows the light to playfully manifest in the new EDGE glass decorative cover plates. The two contrast colours satisfy even the most sophisticated taste.





vetro
glass



GL bianco
glass light



GD nero
glass dark

MODUL
EDGE



Grazie ad una lavorazione a regola d'arte, l'alluminio risplende di una luce meravigliosa – che si riflette sulle cornici decorative in metallo EDGE. In tre straordinarie esperienze cromatiche.

Thanks to the impressive treatment, the aluminium shines with a new light – EDGE metal decorative cover plates. The three colours are worthy of your attention.







metallo
metal




MA argento
silver




MT antracite
anthracite



MZ oro
gold




MODUL

-  LINE
-  SOFT
-  PURE
-  EDGE



+



+



2M



2 x 2M



3 x 2M




4 x 2M



5 x 2M



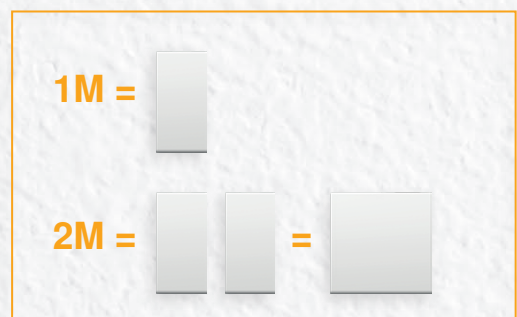


MODUL

- LINE
- SOFT
- PURE
- EDGE




2 x 7M



Gli elementi funzionali sono facili da inserire all'interno del supporto. Abbiamo sviluppato la soluzione "click-in, click-out" che riduce i tempi di installazione. I collegamenti sono facilmente accessibili dal lato frontale.

The function elements are easily fitted inside the mounting frame.

The "klik-in, klik-out" solution we have developed for you will reduce installation time. The connection contacts are easily accessible from the front.



Modul può essere installato in qualsiasi tipo di muro, che si tratti di una parete classica in mattoni, cava o di calcestruzzo. L'installazione è semplice e offre la possibilità di assemblare scatole rettangolari o tonde, sistemandole alle distanze adeguate. I materiali utilizzati sono conformi agli standard più elevati.

The Modul is suitable for all wall types and can be used in conventional, hollow wall or concrete constructions. It is easy to install and enables you to combine rectangular or round boxes at the proper distances. The materials used are compliant with high standards.



mattoni / brick




parete leggera / hollow wall



calcestruzzo / concrete

Modul offre numerose possibilità anche con le scatole rotonde. È possibile combinarle orizzontalmente o verticalmente, singolarmente o in gruppi. Il supporto di metallo garantisce un'eccellente stabilità anche in caso di forti sollecitazioni ed è adatto a tutte le placche decorative.

The Modul enables a many possibilities even with round boxes. You can combine them horizontally or vertically, individually or in groups. The metal mounting frame ensures excellent stability even with rough use and is suitable for any decorative cover plates.





PW
bianco-lucido
polar white



MW
bianco opaco
matte white



SB
nero-opaco
soft touch black




AT
antracite
anthracite



ES
argento-opaco
elox silver





IW
beige-lucido
ivory white



SYMBOLS



01	02	03	04	05	06	07	08	09	10	11	12	13	14	20	21
													1 0 2	+	-
22	23	24	25	26	27	28	29	30	31	32	33	34	35	36	37
					alarm	alarm	OFF	ON	+				AC		
38	39	40	41	42	43	44	45	46	47	48					



Connessione affidabile con i fili di diverso diametro.
Reliable connection even when different size of wires are used.



Tutte le prese hanno la protezione anti-contatto con elementi in tensione integrata.
All the sockets are equipped with a safety shutters assuring the protection to live contacts.



IEC
40.000
di commuta-
zioni

Lunga durata di vita di interruttori conformi agli standard moderni.
Long-life of switches and adequacy to the international standards.

16 AX
contatti

L'affidabilità dell'interruttore è garantita da contatti metallici in argento.
The switch is highly reliable via its silver rivets contacts.



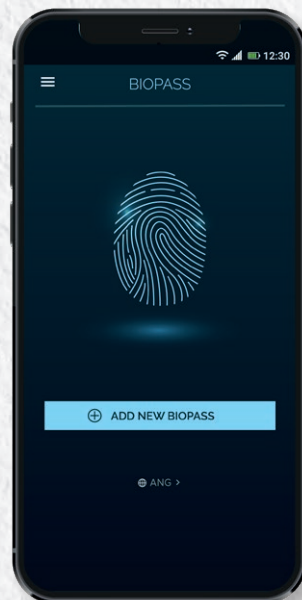


BIOPASS – interruttore a impronta digitale

BIOPASS - fingerprint switch

Serratura senza chiavi.

Keyless unlocking.



MULTIMEDIA

MULTIMEDIA

Il centro multimediale offre la possibilità di collegare diversi componenti in un unico luogo.

Multimedia center that allows you to connect a multiple number of components in one place.




DECORALO A TUO PIACIMENTO

MAKE IT UNIQUE

Scegliete il colore dell'illuminazione e aggiungete le grafiche desiderate che meglio si abbinano al vostro ambiente.

Choose a illumination colour and add desired graphic to suit the ambience of your room.



CREA IL TUO SPAZIO

CREATE YOUR OWN

Per ordini più grandi, realizziamo placche ed elementi funzionali in qualsiasi colore a vostro piacimento.

When ordering large quantities, cover plates and function elements can be made in the colour of your choice.





INTERRUTTORE A TEMPO MULTI-FUNZIONALE

MULTIPURPOSE TIMER SWITCH

4 in 1

- Timer
- Relè
- Pulsante
- Interruttore


4 in 1

- timer
- relay
- push button
- switch





15'
ON/OFF



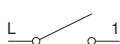
tipo type	denominazione description	descrizione tecnica technical data	dimensione size	colore colour	caratteristica opzionale 1 optional data 1	caratteristica opzionale 2 optional data 2
SM10	INTERRUTTORE UNIPOLARE SWITCH 1WAY	16AX 250V~	1M	<input type="checkbox"/> PW bianco-lucido polar white	<input type="checkbox"/> NT neutro neutral	01
SM11	PULSANTE UNIPOLARE PUSH BUTTON 1WAY	16A 250V~	1M	<input type="checkbox"/> MW bianco opaco matte white	<input type="checkbox"/> IN indicatore indicator	02
SM12	INTERRUTTORE UNIPOLARE SWITCH 1WAY	20A 250V~	1M	<input checked="" type="checkbox"/> SB nero-opaco soft touch black		03
⋮	⋮	⋮	⋮	<input type="checkbox"/> AT antracite anthracite		
⋮	⋮	⋮	⋮	<input type="checkbox"/> ES argento-opaco elox silver		
⋮	⋮	⋮	⋮	<input type="checkbox"/> IW beige-lucido ivory white		

INTERRUTTORE UNIPOLARE 16AX 250V~ 1M

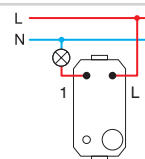


SM10

- interruttore senza tasto
- 16AX 250V~, tipo SM10
- conforme a EN 60669-1
- fissaggio dei conduttori con vite di serraggio 1.5-2.5mm²



SWITCH 1WAY 16AX 250V~ 1M
 - switch without replaceable button
 - 16AX 250V~, type SM10
 - in accordance with EN 60669-1
 - screw contacts 1.5-2.5mm²



PULSANTE UNIPOLARE 16A 250V~ 1M

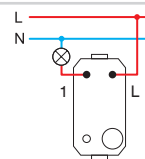


SM11

- pulsante senza tasto
- 16A 250V~, tipo SM11
- conforme a EN 60669-1
- fissaggio dei conduttori con vite di serraggio 1.5-2.5mm²



PUSH BUTTON 1WAY 16A 250V~ 1M
 - push button without replaceable button
 - 16A 250V~, type SM11
 - in accordance with EN 60669-1
 - screw contacts 1.5-2.5mm²

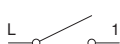


INTERRUTTORE UNIPOLARE 20A 250V~ 1M

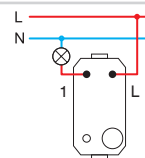


SM12

- interruttore senza tasto
- 20A 250V~, tipo SM12
- conforme a EN 60669-1
- fissaggio dei conduttori con vite di serraggio 1.5-2.5mm²



SWITCH 1WAY 20A 250V~ 1M
 - switch without replaceable button
 - 20A 250V~, type SM12
 - in accordance with EN 60669-1
 - screw contacts 1.5-2.5mm²

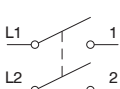


INTERRUTTORE BIPOLARE 16AX 250V~ 1M

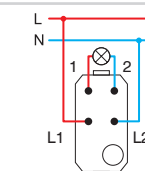


SM20

- interruttore senza tasto
- 16AX 250V~, tipo SM20
- conforme a EN 60669-1
- fissaggio dei conduttori con vite di serraggio 1.5-2.5mm²
- solo in combinazione con il tasto TM15



SWITCH 2POLE 16AX 250V~ 1M
 - switch without replaceable button
 - 16AX 250V~, type SM20
 - in accordance with EN 60669-1
 - screw contacts 1.5-2.5mm²
 - only in combination with button TM15

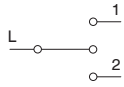


S W I T C H E S S M

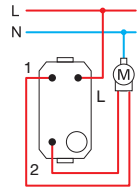
INTERRUTTORE PER SERRANDE 1-0-2 16AX 250V~ 1M



SM40



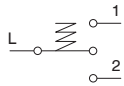
- interruttore senza tasto
 - 16AX 250V~, tipo SM40
 - conforme a EN 60669-1
 - fissaggio dei conduttori con vite di serraggio 1.5-2.5mm²
- SWITCH SHUTTERS 1-0-2 16AX 250V~ 1M*
- switch without replaceable button
 - 16AX 250V~, type SM40
 - in accordance with EN 60669-1
 - screw contacts 1.5-2.5mm²



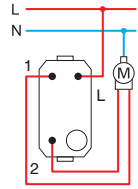
PULSANTE PER SERRANDE 1-0-2 16A 250V~ 1M



SM41



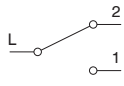
- pulsante senza tasto
 - 16A 250V~, tipo SM41
 - conforme a EN 60669-1
 - fissaggio dei conduttori con vite di serraggio 1.5-2.5mm²
- PUSH BUTTON SHUTTERS 1-0-2 16A 250V~ 1M*
- push button without replaceable button
 - 16A 250V~, type SM41
 - in accordance with EN 60669-1
 - screw contacts 1.5-2.5mm²



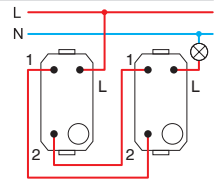
DEVIATORE 16AX 250V~ 1M



SM60



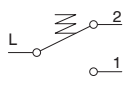
- interruttore senza tasto
 - 16AX 250V~, tipo SM60
 - conforme a EN 60669-1
 - fissaggio dei conduttori con vite di serraggio 1.5-2.5mm²
- SWITCH 2WAY 16AX 250V~ 1M*
- switch without replaceable button
 - 16AX 250V~, type SM60
 - in accordance with EN 60669-1
 - screw contacts 1.5-2.5mm²



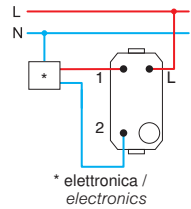
DEVIATORE A PULSANTE 16A 250V~ 1M



SM61



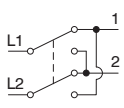
- pulsante senza tasto
 - 16A 250V~, tipo SM61
 - conforme a EN 60669-1
 - fissaggio dei conduttori con vite di serraggio 1.5-2.5mm²
- PUSH BUTTON 2WAY 16A 250V~ 1M*
- push button without replaceable button
 - 16A 250V~, type SM61
 - in accordance with EN 60669-1
 - screw contacts 1.5-2.5mm²



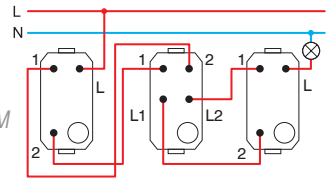
INVERTITORE 16AX 250V~ 1M



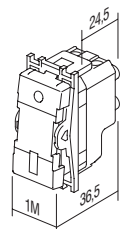
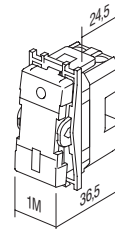
SM70



- interruttore senza tasto
 - 16AX 250V~, tipo SM70
 - conforme a EN 60669-1
 - fissaggio dei conduttori con vite di serraggio 1.5-2.5mm²
- SWITCH INTERMEDIATE 16AX 250V~ 1M*
- switch without replaceable button
 - 16AX 250V~, type SM70
 - in accordance with EN 60669-1
 - screw contacts 1.5-2.5mm²



1M = 22,5 x 45
2M = 45 x 45





PW bianco-lucido
polar white



SB nero-opaco
soft touch black



AT antracite
anthracite



ES argento-opaco
elox silver



IW beige-lucido
ivory white

MW bianco opaco
matte white

INTERRUTTORE UNIPOLARE 16AX 250V~ 1M



- SM10PW
- SM10MW
- SM10SB
- SM10AT
- SM10ES
- SM10IW

- 16AX 250V~, tipo SM10
- conforme a EN 60669-1
- fissaggio dei conduttori con vite di serraggio 1.5-2.5 mm²
- tasto intercambiabile

SWITCH 1WAY 16AX 250V~ 1M

- 16AX 250V~, type SM10
- in accordance with EN 60669-1
- screw contacts 1.5-2.5 mm²
- replaceable button



INTERRUTTORE UNIPOLARE 16AX 250V~ 1M __ IN



- SM10PWIN
- SM10MWIN
- SM10SBIN
- SM10ATIN
- SM10ESIN
- SM10IWIN

- IN indicatore
- 16AX 250V~, tipo SM10
- conforme a EN 60669-1
- fissaggio dei conduttori con vite di serraggio 1.5-2.5 mm²
- lampada neon non inclusa
- tasto intercambiabile

SWITCH 1WAY 16AX 250V~ 1M __ IN

- IN indicator
- 16AX 250V~, type SM10
- in accordance with EN 60669-1
- screw contacts 1.5-2.5 mm²
- lamp is not included
- replaceable button



PULSANTE UNIPOLARE 16A 250V~ 1M



- SM11PW
- SM11MW
- SM11SB
- SM11AT
- SM11ES
- SM11IW

- 16A 250V~, tipo SM11
- conforme a EN 60669-1
- fissaggio dei conduttori con vite di serraggio 1.5-2.5 mm²
- tasto intercambiabile

PUSH BUTTON 1WAY 16A 250V~ 1M

- 16A 250V~, type SM11
- in accordance with EN 60669-1
- screw contacts 1.5-2.5 mm²
- replaceable button



PULSANTE UNIPOLARE 16A 250V~ 1M __ IN 01



- SM11PWIN01
- SM11MWIN01
- SM11SBIN01
- SM11ATIN01
- SM11ESIN01
- SM11IWIN01

- IN 01 indicatore suoneria
- 16A 250V~, tipo SM11
- conforme a EN 60669-1
- fissaggio dei conduttori con vite di serraggio 1.5-2.5 mm²
- lampada neon non inclusa
- tasto intercambiabile

PUSH BUTTON 1WAY 16A 250V~ 1M __ IN 01

- IN 01 indicator bell
- 16A 250V~, type SM11
- in accordance with EN 60669-1
- screw contacts 1.5-2.5 mm²
- lamp is not included
- replaceable button



PULSANTE UNIPOLARE 16A 250V~ 1M __ IN 02



- SM11PWIN02 - IN 02 indicatore illuminazione
- SM11MWIN02 - 16A 250V~, tipo SM11
- SM11SBIN02 - conforme a EN 60669-1
- SM11ATIN02 - fissaggio dei conduttori con vite di serraggio 1.5-2.5 mm²
- SM11ESIN02 - lampada neon non inclusa
- SM11IWIN02 - tasto intercambiabile

PUSH BUTTON 1WAY 16A 250V~ 1M __ IN 02

- IN 02 indicator light
- 16A 250V~, type SM11
- in accordance with EN 60669-1
- screw contacts 1.5-2.5 mm²
- lamp is not included
- replaceable button



INTERRUTTORE BIPOLARE 16AX 250V~ 1M __ NT 03



- SM20PWNT03 - NT 03 neutro 0-1
- SM20MWNT03 - 16AX 250V~, tipo SM20
- SM20SBNT03 - conforme a EN 60669-1
- SM20ATNT03 - fissaggio dei conduttori con vite di serraggio 1.5-2.5 mm²
- SM20ESNT03 - tasto intercambiabile
- SM20IWNT03

SWITCH 2POLE 16AX 250V~ 1M __ NT 03

- NT 03 neutral 0-1
- 16AX 250V~, type SM20
- in accordance with EN 60669-1
- screw contacts 1.5-2.5 mm²
- replaceable button



INTERRUTTORE BIPOLARE 16AX 250V~ 1M __ IN




- SM20PWIN - indicatore IN
- SM20MWIN - 16AX 250V~, tipo SM20
- SM20SBIN - conforme a EN 60669-1
- SM20ATIN - fissaggio dei conduttori con vite di serraggio 1.5-2.5 mm²
- SM20ESIN - lampada neon non inclusa
- SM20IWIN - tasto intercambiabile

SWITCH 2POLE 16AX 250V~ 1M __ IN

- IN indicator
- 16AX 250V~, type SM20
- in accordance with EN 60669-1
- screw contacts 1.5-2.5 mm²
- lamp is not included
- replaceable button



INTERRUTTORE PER SERRANDE 1-0-2 16AX 250V~ 1M __ NT 10




- SM40PWNT10 - NT 10 neutro 1-0-2
- SM40MWNT10 - 16AX 250V~, tipo SM40
- SM40SBNT10 - conforme a EN 60669-1
- SM40ATNT10 - fissaggio dei conduttori con vite di serraggio 1.5-2.5mm²
- SM40ESNT10 - tasto intercambiabile
- SM40IWNT10

SWITCH SHUTTERS 1-0-2 16AX 250V~ 1M __ NT 10

- NT 10 neutral 1-0-2
- 16AX 250V~, type SM40
- in accordance with EN 60669-1
- screw contacts 1.5-2.5mm²
- replaceable button



PULSANTE PER SERRANDE 1-0-2 16A 250V~ 1M __ NT 10



- SM41PWNT10 - NT 10 neutro 1-0-2
- SM41MWNT10 - 16A 250V~, tipo SM41
- SM41SBNT10 - conforme a EN 60669-1
- SM41ATNT10 - fissaggio dei conduttori con vite di serraggio 1.5-2.5mm²
- SM41ESNT10 - tasto intercambiabile
- SM41IWNT10

PUSH BUTTON SHUTTERS 1-0-2 16A 250V~ 1M __ NT 10

- NT 10 neutral 1-0-2
- 16A 250V~, type SM41
- in accordance with EN 60669-1
- screw contacts 1.5-2.5mm²
- replaceable button



DEVIATORE 16AX 250V~ 1M




- SM60PW - 16AX 250V~, tipo SM60
- SM60MW - conforme a EN 60669-1
- SM60SB - fissaggio dei conduttori con vite di serraggio 1.5-2.5mm²
- SM60AT - tasto intercambiabile
- SM60ES
- SM60IW

SWITCH 2WAY 16AX 250V~ 1M

- 16AX 250V~, type SM60
- in accordance with EN 60669-1
- screw contacts 1.5-2.5 mm²
- replaceable button



DEVIATORE A PULSANTE 16A 250V~ 1M



- SM61PW
- SM61MW
- SM61SB
- SM61AT
- SM61ES
- SM61IW

- 16A 250V~, tipo SM61
 - conforme a EN 60669-1
 - fissaggio dei conduttori con vite di serraggio 1,5-2.5mm²
 - tasto intercambiabile

PUSH BUTTON 2WAY 16A 250V~ 1M

- 16A 250V~, type SM61
 - in accordance with EN 60669-1
 - screw contacts 1.5-2.5 mm²
 - replaceable button



DEVIATORE A PULSANTE CON CORDA DA TIRARE 16A 250V~ 1M __ CD



- SM62PWCD
- SM62MWCD
- SM62SBCD
- SM62ATCD
- SM62ESCD
- SM62IWCD

- indicatore CD+cordicella
 - lunghezza di cordicella 1.5m
 - 16A 250V~, tipo SM62
 - conforme a EN 60669-1
 - fissaggio dei conduttori con vite di serraggio 1.5-2.5 mm²

PUSH BUTTON 2WAY WITH CORD 16A 250V~ 1M __ CD

- CD indicator+cord
 - cord lenght 1.5m
 - 16A 250V~, type SM62
 - in accordance with EN 60669-1
 - screw contacts 1.5-2.5 mm²



INVERTITORE 16AX 250V~ 1M



- SM70PW
- SM70MW
- SM70SB
- SM70AT
- SM70ES
- SM70IW

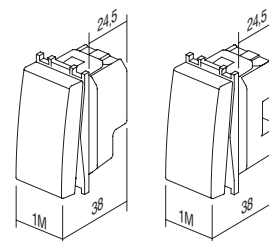
- 16AX 250V~, tipo SM70
 - conforme a EN 60669-1
 - fissaggio dei conduttori con vite di serraggio 1,5-2.5mm²
 - tasto intercambiabile

SWITCH INTERMEDIATE 16AX 250V~ 1M

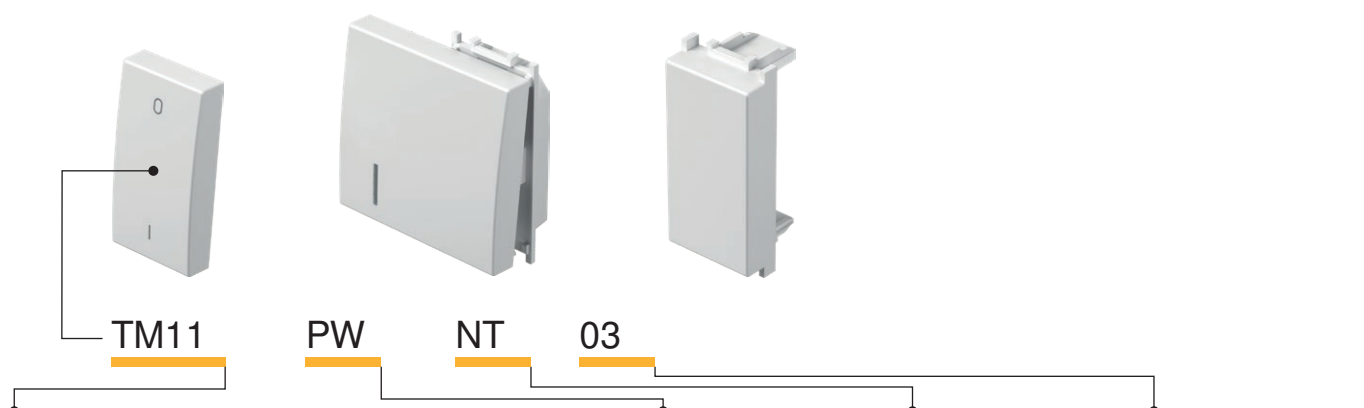
- 16AX 250V~, type SM70
 - in accordance with EN 60669-1
 - screw contacts 1.5-2.5 mm²
 - replaceable button



1M = 22,5 x 45
 2M = 45 x 45



B U T T O N S T M



tipo type	denominazione description	dimensione size	colore colour	caratteristica opzionale 1 optional data 1	caratteristica opzionale 2 optional data 2
TM11	TASTO BUTTON	1M	<input type="checkbox"/> PW bianco-lucido polar white	 NT neutro neutral	 01
TM12	TASTO BUTTON	2M	<input type="checkbox"/> MW bianco opaco matte white	 IN indicatore indicator	 02
TM21	COPRIFORO BLANK	1M	<input checked="" type="checkbox"/> SB nero-opaco soft touch black		 03
:	:	:	<input checked="" type="checkbox"/> AT antracite anthracite		 03
:	:	:	<input type="checkbox"/> ES argento-opaco elox silver		
			<input type="checkbox"/> IW beige-lucido ivory white		

TASTO 1M



- TM11PW
- TM11MW
- TM11SB
- TM11AT
- TM11ES
- TM11IW

- tasto intercambiabile dimensione 1M
- conforme a EN 60669-1

BUTTON 1M

- replaceable button 1M
- in accordance with EN 60669-1



TASTO 1M INDICATORE



- TM11PWIN
- TM11MWIN
- TM11SBIN
- TM11ATIN
- TM11ESIN
- TM11IWIN

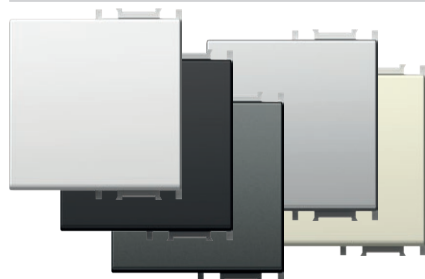
- tasto intercambiabile dimensione 1M
- conforme a EN 60669-1

BUTTON 1M INDICATOR

- replaceable button 1M
- in accordance with EN 60669-1



TASTO 2M



- TM12PW
- TM12MW
- TM12SB
- TM12AT
- TM12ES
- TM12IW

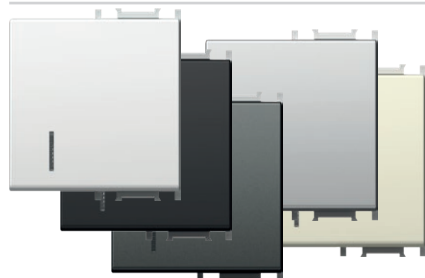
- tasto intercambiabile dimensione 2M con supporto
- utilizzata per trasformare interruttori e pulsanti di dim. 1M in dim. 2M
- conforme a EN 60669-1

BUTTON 2M

- replaceable button 2M with button carrier
- to upgrade switch or push button from size 1M to size 2M
- in accordance with EN 60669-1



TASTO 2M INDICATORE



- TM12PWIN
- TM12MWIN
- TM12SBIN
- TM12ATIN
- TM12ESIN
- TM12IWIN

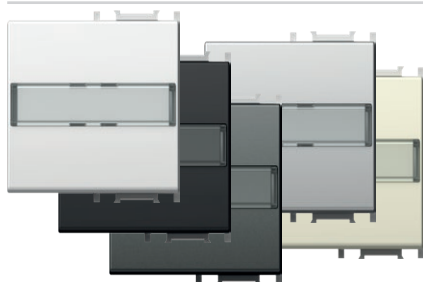
- tasto intercambiabile dimensione 2M con supporto
- utilizzata per trasformare interruttori e pulsanti di dim. 1M in dim. 2M
- conforme a EN 60669-1

BUTTON 2M INDICATOR

- replaceable button 2M with button carrier
- to upgrade switch or push button from size 1M to size 2M
- in accordance with EN 60669-1



TASTO 2M CON TARGHETTA PER LA SCRITTA




- TM13PWIL
- TM13MWIL
- TM13SBIL
- TM13ATIL
- TM13ESIL
- TM13IWIL

- tasto intercambiabile dimensione 2M con supporto
 - utilizzata per trasformare interruttori e pulsanti di dim. 1M in dim. 2M
 - conforme a EN 60669-1

BUTTON 2M WITH INSCRIPTION PLATE
 - replaceable button 2M with button carrier
 - to upgrade switch or push button from size 1M to size 2M
 - in accordance with EN 60669-1



TASTO 1M BIPOLARE




- TM15PW
- TM15MW
- TM15SB
- TM15AT
- TM15ES
- TM15IW

- tasto intercambiabile dimensione 1M
 - solo in combinazione con il meccanismo SM20
 - conforme a EN 60669-1

BUTTON 1M 2POLE
 - replaceable button 1M
 - only in combination with mechanism SM20
 - in accordance with EN 60669-1



COPRIFORO 1M



- TM21PW
- TM21MW
- TM21SB
- TM21AT
- TM21ES
- TM21IW

- per riempire gli spazi vuoti
 - conforme a EN 60669-1

BLANK 1M
 - blank modul to fill up empty spaces
 - in accordance with EN 60669-1



COPRIFORO 2M




- TM22PW
- TM22MW
- TM22SB
- TM22AT
- TM22ES
- TM22IW

- per riempire gli spazi vuoti
 - conforme a EN 60669-1

BLANK 2M
 - blank modul to fill up empty spaces
 - in accordance with EN 60669-1



PASSACAVO 1M



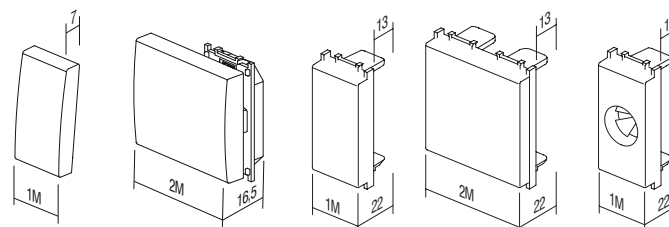
- TM31PW
- TM31MW
- TM31SB
- TM31AT
- TM31ES
- TM31IW

- uscita per cavi
 - conforme a EN 60669-1

CABLE OUTLET 1M
 - outlet for cable
 - in accordance with EN-60669-1



1M = 22,5 x 45
 2M = 45 x 45



TM11
 TM15


TM12
 TM13

TM21

TM22

TM31

BUTTONS T M



STAMPA LASER SUI TASTI

- stampa laser di qualunque grafica sui punti segnati
- simboli standard già disponibili, altri su richiesta

LASER PRINT ON BUTTONS

- laser print of any graphics on marked locations
- standard symbols from stock, other on request

1M

A
B
C

2M

A	D	G
B	E	H
C	F	I


GRAFICHE


SYMBOLS

01	02	03	04	05	06	07	08	09	10	11	12	13	14	20	21
													1	+	-
22	23	24	25	26	27	28	29	30	31	32	33	34	35	36	37
					alarm	alarm	OFF	ON	+				AC		
38	39	40	41	42	43	44	45	46	47	48					

GRAFICHE STANDARD


STANDARD SYMBOLS





tipo type	denominazione description	descrizione tecnica technical data	colore colour
IA10	NEON NEON LAMP	230V~ 0,34W	<input type="checkbox"/> WH bianco white
IA20	LED SEGNALETICA LED SIGNALLING UNIT	230V~ AC/DC 0,40W	<input checked="" type="checkbox"/> BL blu blue
IA21	LED SEGNALETICA LED SIGNALLING UNIT	24V AC/DC 0,20W	<input checked="" type="checkbox"/> RD rosso red
·	·	·	<input checked="" type="checkbox"/> GR verde green
·	·	·	<input checked="" type="checkbox"/> OR arancione orange

NEON 230V~ 0,34W




IA10OR

- per indicazioni, segnalazioni o per segnalazioni permanenti
- in combinazione con il tasto con l'indicatore

NEON LAMP 230V~ 0,34W

- for indication, signalling or permanent signalling
- in combination with a button featuring an indicator

LED SEGNALETICA 230V AC/DC 0,40W




- IA20WH
- IA20GR
- IA20RD
- IA20BL

- per indicazioni, segnalazioni o per segnalazioni permanenti
- in combinazione con il tasto con l'indicatore

LED SIGNALLING UNIT 230V AC/DC 0,40W

- for indication, signalling or permanent signalling
- in combination with a button featuring an indicator

LED SEGNALETICA 24V AC/DC 0,20W




- IA21WH
- IA21RD

- per indicazioni, segnalazioni o per segnalazioni permanenti
- in combinazione con il tasto con l'indicatore

LED SIGNALLING UNIT LAMP 24V AC/DC 0,20W

- for indication, signalling or permanent signalling
- in combination with a button featuring an indicator

LED SEGNALETICA 12V AC/DC 0,10W



- IA22WH
- IA22RD

- per indicazioni, segnalazioni o per segnalazioni permanenti
- in combinazione con il tasto con l'indicatore

LED SIGNALLING UNIT 12V AC/DC 0,10W

- for indication, signalling or permanent signalling
- in combination with a button featuring an indicator

CIRCUITO RC 250V~

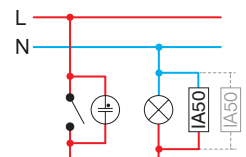


IA50

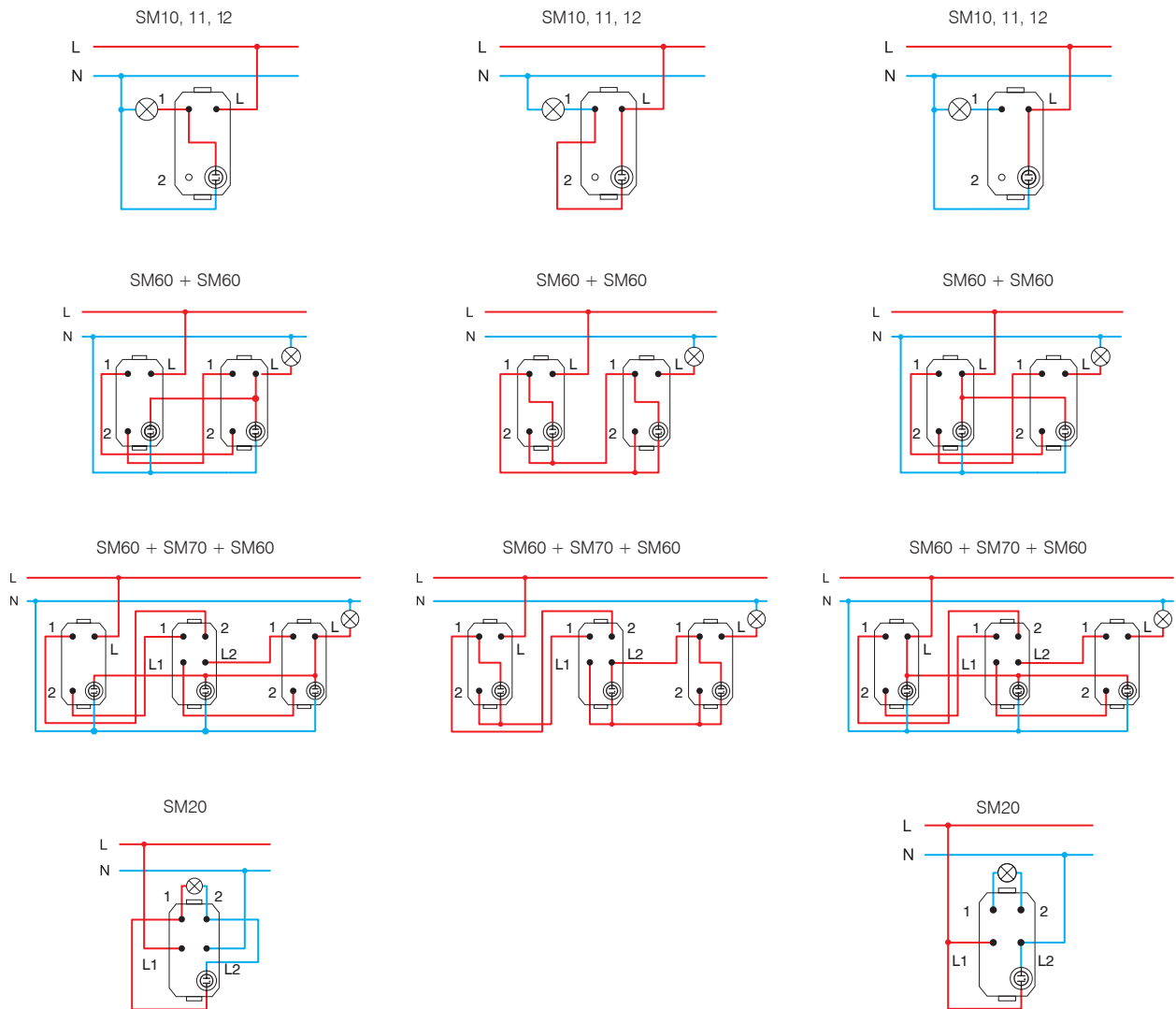
- circuito RC per eliminare le distorsioni nelle operazioni con le lampade LED
- sono possibili collegamenti paralleli di più circuiti RC con le lampade
- 0,1 µF, 100 Ω, 250V~

RC CIRCUIT 250V~

- RC circuit to eliminate disturbances in the operation of LED lamps
- parallel connections of more RC circuits with lamps are possible
- 0,1 µF, 100 Ω, 250V~

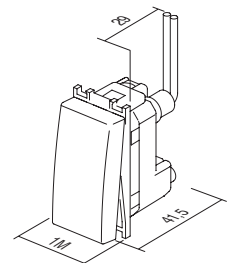



S I G N A L I Z A T I O N I A

Indicazione /
Indication* Segnaletica /
SignalizationSegnaletica permanente /
Permanent signalling

* le connessioni non sono adatte per le lampadine a risparmio energetico (CFL, LED) /
the connections are not suitable for energy-saving bulbs (CFL, LED)

1M = 22,5 x 45
2M = 45 x 45





SP10

PC

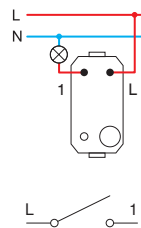
tipo type	denominazione description	descrizione tecnica technical data	dimensione size	colore dei pin pin colour
SP10	INTERRUTTORE UNIPOLARE SWITCH 1WAY	16AX 250V~	1M	■ PC cromato chrome
SP11	PULSANTE UNIPOLARE PUSH BUTTON 1WAY	16A 250V~	1M	■ PA antracite anthracite
SP12	INTERRUTTORE UNIPOLARE SWITCH 1WAY	20A 250V~	1M	■ PB nero black
⋮	⋮	⋮	⋮	■ PG oro gold

INTERRUTTORE UNIPOLARE 16 AX 250 V~ 1M



- SP10PC
- SP10PA
- SP10PB
- SP10PG

- interruttore
- 16 AX 250 V~, tipo SP10
- conforme a EN 60669-1
- fissaggio dei conduttori con vite di serraggio 1,5-2,5 mm²
SWITCH 1WAY 16AX 250V~ 1M
- switch
- 16AX 250V~, type SP10
- in accordance with EN 60669-1
- screw contacts 1.5-2.5mm²

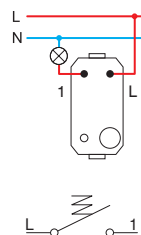


PULSANTE UNIPOLARE 16 A 250 V~ 1M



- SP11PC
- SP11PA
- SP11PB
- SP11PG

- pulsante
- 16 A 250 V~, tipo SP11
- conforme a EN 60669-1
- fissaggio dei conduttori con vite di serraggio 1,5-2,5 mm²
PUSH BUTTON 1WAY 16A 250V~ 1M
- push button
- 16A 250V~, type SP11
- in accordance with EN 60669-1
- screw contacts 1.5-2.5mm²

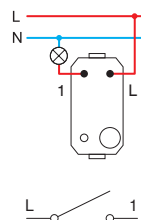


INTERRUTTORE UNIPOLARE 20 A 250 V~ 1M



- SP12PC
- SP12PA
- SP12PB
- SP12PG

- interruttore
- 20 A 250 V~, tipo SP12
- conforme a EN 60669-1
- fissaggio dei conduttori con vite di serraggio 1,5-2,5 mm²
SWITCH 1WAY 20A 250V~ 1M
- switch
- 20A 250V~, type SP12
- in accordance with EN 60669-1
- screw contacts 1.5-2.5mm²

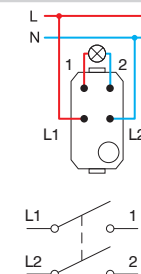


INTERRUTTORE BIPOLARE 16 AX 250 V~ 1M



- SP20PC
- SP20PA
- SP20PB
- SP20PG

- interruttore
- 16 AX 250 V~, tipo SP20
- conforme a EN 60669-1
- fissaggio dei conduttori con vite di serraggio 1,5-2,5 mm²
SWITCH 2POLE 16AX 250V~ 1M
- switch
- 16AX 250V~, type SP20
- in accordance with EN 60669-1
- screw contacts 1.5-2.5mm²





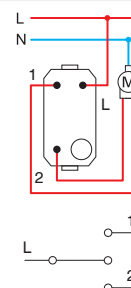
- SP40PC
- SP40PA
- SP40PB
- SP40PG

INTERRUTTORE PER SERRANDE 1-0-2 16 AX 250 V~ 1M

- interruttore
- 16 AX 250 V~, tipo SP40
- conforme a EN 60669-1
- fissaggio dei conduttori con vite di serraggio 1,5–2,5 mm²

SWITCH SHUTTERS 1-0-2 16AX 250V~ 1M

- switch
- 16AX 250V~, type SP40
- in accordance with EN 60669-1
- screw contacts 1.5-2.5mm²

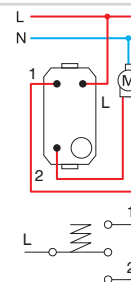


PULSANTE PER SERRANDE 1-0-2 16 A 250 V~ 1M

- pulsante
- 16 A 250 V~, tipo SP41
- conforme a EN 60669-1
- fissaggio dei conduttori con vite di serraggio 1,5–2,5 mm²

PUSH BUTTON SHUTTERS 1-0-2 16A 250V~ 1M

- push button
- 16A 250V~, type SP41
- in accordance with EN 60669-1
- screw contacts 1.5-2.5mm²



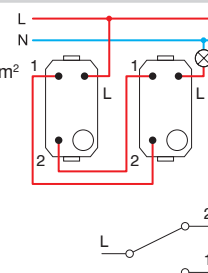
- SP41PC
- SP41PA
- SP41PB
- SP41PG

DEVIATORE 16 AX 250 V~ 1M

- interruttore
- 16 AX 250 V~, tipo SP60
- conforme a EN 60669-1
- fissaggio dei conduttori con vite di serraggio 1,5–2,5 mm²

SWITCH 2WAY 16AX 250V~ 1M

- switch
- 16AX 250V~, type SP60
- in accordance with EN 60669-1
- screw contacts 1.5-2.5mm²



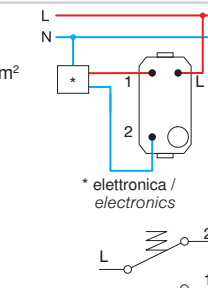
- SP60PC
- SP60PA
- SP60PB
- SP60PG

DEVIATORE A PULSANTE 16 A 250 V~ 1M

- pulsante
- 16 A 250 V~, tipo SP61
- conforme a EN 60669-1
- fissaggio dei conduttori con vite di serraggio 1,5–2,5 mm²

PUSH BUTTON 2WAY 16A 250V~ 1M

- push button
- 16A 250V~, type SP61
- in accordance with EN 60669-1
- screw contacts 1.5-2.5mm²



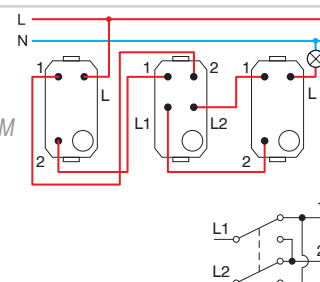
- SP61PC
- SP61PA
- SP61PB
- SP61PG

INVERTITORE 16 AX 250 V~ 1M

- interruttore
- 16 AX 250 V~, tipo SP70
- conforme a EN 60669-1
- fissaggio dei conduttori con vite di serraggio 1,5–2,5 mm²

SWITCH INTERMEDIATE 16AX 250V~ 1M

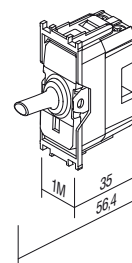
- switch
- 16AX 250V~, type SP70
- in accordance with EN 60669-1
- screw contacts 1.5-2.5mm²



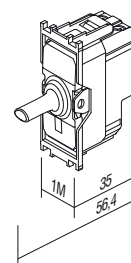
- SP70PC
- SP70PA
- SP70PB
- SP70PG


1M= 22,5 x 45

- SP10
- SP11
- SP12
- SP40
- SP41
- SP60
- SP61



- SP20
- SP70






VM11

PT

tipo type	denominazione description	descrizione tecnica technical data	dimensione size	colore colour																																										
VM10	PRESA SCHUKO+KS SOCKET SCHUKO+KS	2P+E 16A 250V~	2M	<table border="0"> <tr> <td><input type="checkbox"/> PW</td> <td>bianco-lucido polar white</td> <td><input checked="" type="checkbox"/> PT</td> <td>bianco+trasparente white+transparent</td> <td><input type="checkbox"/> PP</td> <td>bianco-bianco white+white</td> </tr> </table>	<input type="checkbox"/> PW	bianco-lucido polar white	<input checked="" type="checkbox"/> PT	bianco+trasparente white+transparent	<input type="checkbox"/> PP	bianco-bianco white+white																																				
<input type="checkbox"/> PW	bianco-lucido polar white	<input checked="" type="checkbox"/> PT	bianco+trasparente white+transparent	<input type="checkbox"/> PP	bianco-bianco white+white																																									
VM11	PRESA SCHUKO+KS+COPERCHIO SOCKET SCHUKO+KS+COVER	2P+E 16A 250V~	2M	<table border="0"> <tr> <td><input type="checkbox"/> MW</td> <td>bianco opaco matte white</td> <td><input checked="" type="checkbox"/> MT</td> <td>bianco+trasparente white+transparent</td> <td><input type="checkbox"/> MM</td> <td>bianco-bianco white+white</td> </tr> </table>	<input type="checkbox"/> MW	bianco opaco matte white	<input checked="" type="checkbox"/> MT	bianco+trasparente white+transparent	<input type="checkbox"/> MM	bianco-bianco white+white																																				
<input type="checkbox"/> MW	bianco opaco matte white	<input checked="" type="checkbox"/> MT	bianco+trasparente white+transparent	<input type="checkbox"/> MM	bianco-bianco white+white																																									
VM20	PRESA EURO+KS SOCKET EURO+KS	2P 10A 250V~	1M	<table border="0"> <tr> <td><input checked="" type="checkbox"/> SB</td> <td>nero-opaco soft touch black</td> <td><input checked="" type="checkbox"/> BT</td> <td>nero+trasparente soft touch black+transparent</td> <td><input checked="" type="checkbox"/> BB</td> <td>nero+nero soft touch black+black</td> </tr> <tr> <td><input checked="" type="checkbox"/> AT</td> <td>antracite anthracite</td> <td><input checked="" type="checkbox"/> AT</td> <td>antracite+trasparente anthracite+transparent</td> <td><input checked="" type="checkbox"/> AA</td> <td>antracite+antracite anthracite+anthracite</td> </tr> <tr> <td><input checked="" type="checkbox"/> ES</td> <td>argento-opaco elox silver</td> <td><input checked="" type="checkbox"/> ST</td> <td>argento+trasparente silver+transparent</td> <td><input checked="" type="checkbox"/> SS</td> <td>argento+argento silver+silver</td> </tr> <tr> <td><input checked="" type="checkbox"/> IW</td> <td>beige-lucido ivory white</td> <td><input checked="" type="checkbox"/> IT</td> <td>beige+trasparente ivory+transparent</td> <td><input checked="" type="checkbox"/> II</td> <td>beige+beige ivory+ivory</td> </tr> <tr> <td><input checked="" type="checkbox"/> RD</td> <td>rosso red</td> <td><input checked="" type="checkbox"/> RT</td> <td>rosso+trasparente red+transparent</td> <td><input checked="" type="checkbox"/> RR</td> <td>rosso+rosso red+red</td> </tr> <tr> <td><input checked="" type="checkbox"/> GR</td> <td>verde green</td> <td><input checked="" type="checkbox"/> GT</td> <td>verde+trasparente green+transparent</td> <td><input checked="" type="checkbox"/> GG</td> <td>verde+verde green+green</td> </tr> <tr> <td><input checked="" type="checkbox"/> OR</td> <td>arancione orange</td> <td><input checked="" type="checkbox"/> OT</td> <td>arancione+trasparente orange+transparent</td> <td><input checked="" type="checkbox"/> OO</td> <td>arancione+arancione orange+orange</td> </tr> </table>	<input checked="" type="checkbox"/> SB	nero-opaco soft touch black	<input checked="" type="checkbox"/> BT	nero+trasparente soft touch black+transparent	<input checked="" type="checkbox"/> BB	nero+nero soft touch black+black	<input checked="" type="checkbox"/> AT	antracite anthracite	<input checked="" type="checkbox"/> AT	antracite+trasparente anthracite+transparent	<input checked="" type="checkbox"/> AA	antracite+antracite anthracite+anthracite	<input checked="" type="checkbox"/> ES	argento-opaco elox silver	<input checked="" type="checkbox"/> ST	argento+trasparente silver+transparent	<input checked="" type="checkbox"/> SS	argento+argento silver+silver	<input checked="" type="checkbox"/> IW	beige-lucido ivory white	<input checked="" type="checkbox"/> IT	beige+trasparente ivory+transparent	<input checked="" type="checkbox"/> II	beige+beige ivory+ivory	<input checked="" type="checkbox"/> RD	rosso red	<input checked="" type="checkbox"/> RT	rosso+trasparente red+transparent	<input checked="" type="checkbox"/> RR	rosso+rosso red+red	<input checked="" type="checkbox"/> GR	verde green	<input checked="" type="checkbox"/> GT	verde+trasparente green+transparent	<input checked="" type="checkbox"/> GG	verde+verde green+green	<input checked="" type="checkbox"/> OR	arancione orange	<input checked="" type="checkbox"/> OT	arancione+trasparente orange+transparent	<input checked="" type="checkbox"/> OO	arancione+arancione orange+orange
<input checked="" type="checkbox"/> SB	nero-opaco soft touch black	<input checked="" type="checkbox"/> BT	nero+trasparente soft touch black+transparent	<input checked="" type="checkbox"/> BB	nero+nero soft touch black+black																																									
<input checked="" type="checkbox"/> AT	antracite anthracite	<input checked="" type="checkbox"/> AT	antracite+trasparente anthracite+transparent	<input checked="" type="checkbox"/> AA	antracite+antracite anthracite+anthracite																																									
<input checked="" type="checkbox"/> ES	argento-opaco elox silver	<input checked="" type="checkbox"/> ST	argento+trasparente silver+transparent	<input checked="" type="checkbox"/> SS	argento+argento silver+silver																																									
<input checked="" type="checkbox"/> IW	beige-lucido ivory white	<input checked="" type="checkbox"/> IT	beige+trasparente ivory+transparent	<input checked="" type="checkbox"/> II	beige+beige ivory+ivory																																									
<input checked="" type="checkbox"/> RD	rosso red	<input checked="" type="checkbox"/> RT	rosso+trasparente red+transparent	<input checked="" type="checkbox"/> RR	rosso+rosso red+red																																									
<input checked="" type="checkbox"/> GR	verde green	<input checked="" type="checkbox"/> GT	verde+trasparente green+transparent	<input checked="" type="checkbox"/> GG	verde+verde green+green																																									
<input checked="" type="checkbox"/> OR	arancione orange	<input checked="" type="checkbox"/> OT	arancione+trasparente orange+transparent	<input checked="" type="checkbox"/> OO	arancione+arancione orange+orange																																									



PRESA SCHUKO+KS 2P+E 16A 250V~ 2M



- VM10PW
- VM10MW
- VM10SB
- VM10AT
- VM10ES
- VM10IW

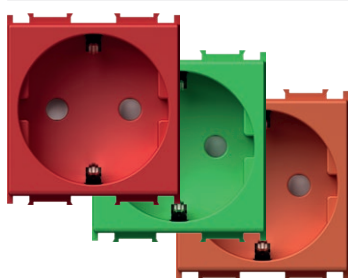
- 2P+E schuko
- 16A 250V~, tipo VM10
- conforme a IEC 60884-1, CEE7
- fissaggio dei conduttori con vite di serraggio 1.5-2.5 mm²
- integrata protezione anticontatto

SOCKET SCHUKO+KS 2P+E 16A 250V~ 2M

- 2P+E schuko
- 16A 250V~, type VM10
- in accordance with IEC 60884-1, CEE7
- screw contacts 1.5-2.5 mm²
- shuttered live contacts



PRESA SCHUKO+KS 2P+E 16A 250V~ 2M



- VM10RD
- VM10GR
- VM10OR


- 2P+E schuko
- 16A 250V~, tipo VM10
- conforme a IEC 60884-1, CEE7
- fissaggio dei conduttori con vite di serraggio 1.5-2.5 mm²
- integrata protezione anticontatto

SOCKET SCHUKO+KS 2P+E 16A 250V~ 2M

- 2P+E schuko
- 16A 250V~, type VM10
- in accordance with IEC 60884-1, CEE7
- screw contacts 1.5-2.5 mm²
- shuttered live contacts



PRESA SCHUKO+KS+COPERCHIO 2P+E 16A 250V~ 2M



- VM11PT
- VM11MT
- VM11BT
- VM11AT
- VM11ST
- VM11IT
- VM11PP


- 2P+E schuko+coperchio
- 16A 250V~, tipo VM11
- conforme a IEC 60884-1, CEE7
- fissaggio dei conduttori con vite di serraggio 1.5-2.5 mm²
- integrata protezione anticontatto

SOCKET SCHUKO+KS+COVER

- 2P+E 16A 250V~ 2M
- 2P+E schuko+cover
- 16A 250V~, type VM11
- in accordance with IEC 60884-1, CEE7
- screw contacts 1.5-2.5 mm²
- shuttered live contacts



S O C K E T S V M



- VM20PW
- VM20MW
- VM20SB
- VM20AT
- VM20ES
- VM20IW


PRESA EURO+KS 2P 10A 250V~ 1M

- 2P euro
- 10A 250V~, tipo VM20
- conforme a IEC 60884-1, CEE7
- fissaggio dei conduttori con vite di serraggio 1.5-2.5 mm²
- integrata protezione anticontatto



SOCKET EURO+KS 2P 10A 250V~ 1M

- 2P Euro
- 10A 250V~, type VM20
- in accordance with IEC 60884-1, CEE7
- screw contacts 1.5-2.5 mm²
- shuttered live contacts



- VM40PW
- VM40MW
- VM40SB
- VM40AT
- VM40ES
- VM40IW


PRESA FRANCESE+KS 2P+E 16A 250V~ 2M

- 2P+E francese
- 16A 250V~, tipo VM40
- conforme a IEC 60884-1, NF C 61-314, CEE7
- fissaggio dei conduttori con vite di serraggio 1.5-2.5 mm²
- integrata protezione anticontatto



SOCKET FRENCH+KS 2P+E 16A 250V~ 2M

- 2P+E French
- 16A 250V~, type VM40
- in accordance with IEC 60884-1, NF C 61-314, CEE7
- screw contacts 1.5-2.5 mm²
- shuttered live contacts



- VM40RD
- VM40GR
- VM40OR

PRESA FRANCESE+KS 2P+E 16A 250V~ 2M

- 2P+E francese
- 16A 250V~, tipo VM40
- conforme a IEC 60884-1, NF C 61-314, CEE7
- fissaggio dei conduttori con vite di serraggio 1.5-2.5 mm²
- integrata protezione anticontatto



SOCKET FRENCH+KS 2P+E 16A 250V~ 2M

- 2P+E French
- 16A 250V~, type VM40
- in accordance with IEC 60884-1, NF C 61-314, CEE7
- screw contacts 1.5-2.5 mm²
- shuttered live contacts



- VM41PT
- VM41MT
- VM41BT
- VM41AT
- VM41PP
- VM41ST
- VM41IT


PRESA FRANCESE+KS+COPERCHIO 2P+E 16A 250V~ 2M

- 2P+E francese+coperchio
- 16A 250V~, tipo VM41
- conforme a IEC 60884-1, NF C 61-314, CEE7
- fissaggio dei conduttori con vite di serraggio 1.5-2.5 mm²
- integrata protezione anticontatto



SOCKET FRENCH+KS+COVER 2P+E 16A 250V~ 2M

- 2P+E French+cover
- 16A 250V~, type VM41
- in accordance with IEC 60884-1, NF C 61-314, CEE7
- screw contacts 1.5-2.5 mm²
- shuttered live contacts



- VM30PW
- VM30MW
- VM30SB
- VM30AT
- VM30ES
- VM30IW


PRESA ITALIANA P17/11+KS 2P+E 16A 250V~ 1M

- 2P+E italiana P17/11
- 16A 250V~, tipo VM30
- conforme a IEC 60884-1, CEI 23-50
- fissaggio dei conduttori con vite di serraggio 1.5-2.5 mm²
- integrata protezione anticontatto



SOCKET ITALIAN P17/11+KS 2P+E 16A 250V~ 1M


- 2P+E Italian P17/11
- 16A 250V~, type VM30
- in accordance with IEC 60884-1, CEI 23-50
- screw contacts 1.5-2.5 mm²
- shuttered live contacts



- VM31PW
- VM31MW
- VM31SB
- VM31AT
- VM31ES
- VM31IW

PRESA SCHUKO/ITA P17/11+KS 2P+E 16A 250V~ 2M


- 2P+E schuko/italiana P17/11
- 16A 250V~, tipo VM31
- conforme a IEC 60884-1, CEI 23-50
- fissaggio dei conduttori con vite di serraggio 1.5-2.5 mm²
- integrata protezione anticontatto



SOCKET SCHUKO/ITA P17/11+KS 2P+E 16A 250V~ 2M

- 2P+E schuko/Italian P17/11
- 16A 250V~, type VM31
- in accordance with IEC 60884-1, CEI 23-50
- screw contacts 1.5-2.5 mm²
- shuttered live contacts

PRESA SCHUKO/ITA P30+KS 2P+E 16A 250V~ 2M



- VM32PW
- VM32MW
- VM32SB
- VM32AT
- VM32ES
- VM32IW


- 2P+E schuko/italiana P30
- 16A 250V~, tipo VM32
- conforme a IEC 60884-1, CEI 23-50
- fissaggio dei conduttori con vite di serraggio 1.5-2.5 mm²
- integrata protezione anticontatto

SOCKET SCHUKO/ITA P30+KS 2P+E 16A 250V~ 2M

- 2P+E schuko/Italian P30
- 16A 250V~, type VM32
- in accordance with IEC 60884-1, CEI 23-50
- screw contacts 1.5-2.5 mm²
- shuttered live contacts



PRESA ITALIANA P11+KS 2P+E 10A 250V~ 1M



- VM33PW
- VM33MW
- VM33SB
- VM33AT
- VM33ES
- VM33IW


- 2P+E italiana P11
- 10A 250V~, tipo VM33
- conforme a IEC 60884-1, CEI 23-50
- fissaggio dei conduttori con vite di serraggio 1.5-2.5 mm²
- integrata protezione anticontatto

SOCKET ITALIAN P11+KS 2P+E 10A 250V~ 1M

- 2P+E Italian P11
- 10A 250V~, type VM33
- in accordance with IEC 60884-1, CEI 23-50
- screw contacts 1.5-2.5 mm²
- shuttered live contacts



PRESA EURO/AMERICANA+KS 2P 16A 250V~ 1M



- VM21PW
- VM21MW
- VM21SB
- VM21AT
- VM21ES
- VM21IW


- 2P euro/americana
- 16A 250V~, tipo VM21
- fissaggio dei conduttori con vite di serraggio 1.5-2.5 mm²
- integrata protezione anticontatto
- solo per Paesi extracomunitari

SOCKET EURO/AMERICAN+KS 2P 16A 250V~ 1M

- 2P Euro/American
- 16A 250V~, type VM21
- screw contacts 1.5-2.5 mm²
- shuttered live contacts
- only for countries not members of EU



PRESA BRITANNICA BS 1363-2+KS 2P+E 13A 250V~ 2M




- VM52PW
- VM52MW
- VM52SB
- VM52AT
- VM52ES
- VM52IW


- 2P+E standard britannico BS 1363-2
- 13A/250V~, tipo VM52
- conforme a BS 1363-2
- fissaggio dei conduttori con vite di serraggio 1.5-4 mm²
- integrata protezione anticontatto

SOCKET BRITISH BS 1363-2+KS 2P+E 13A 250V~ 2M

- 2P+E British BS 1363-2
- 13A 250V~, type VM52
- in accordance with BS 1363-2
- screw contacts 1.5-4 mm²
- shuttered live contacts



PRESA MULTI-STANDARD+KS 2P+E 13A 250V~ 2M



- VM55PW
- VM55MW
- VM55SB
- VM55AT
- VM55ES
- VM55IW

- fissaggio senza viti dei conduttori da 1,5-2,5 mm²
- integrata protezione anticontatto

SOCKET MULTI-STANDARD+KS 2P+E 13A 250V~ 2M

- plug-in contacts 1.5-2.5 mm²
- shuttered live contacts



PROTEZIONE CONTRO SOVRATENSIONI MPE MINI 275V/50Hz

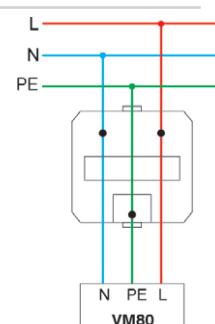


VM80

- collegamento in parallelo con la prima presa della serie
- classe di protezione III
- Uc=275V~, Uoc/Isc=6kV/3kA, Up<800V
- conforme a IEC 61643-1
- fili 1.5mm², IP20
- segnale acustico in caso di distruzione















SURGE PROTECTOR MPE MINI 275V/50Hz

- parallel connection with the first socket in the row
- protection class III
- Uc=275V~, Uoc/Isc=6kV/3kA, Up<800V
- in accordance with IEC 61643-1
- wires 1.5mm², IP20
- sound signal at breakdown





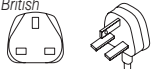


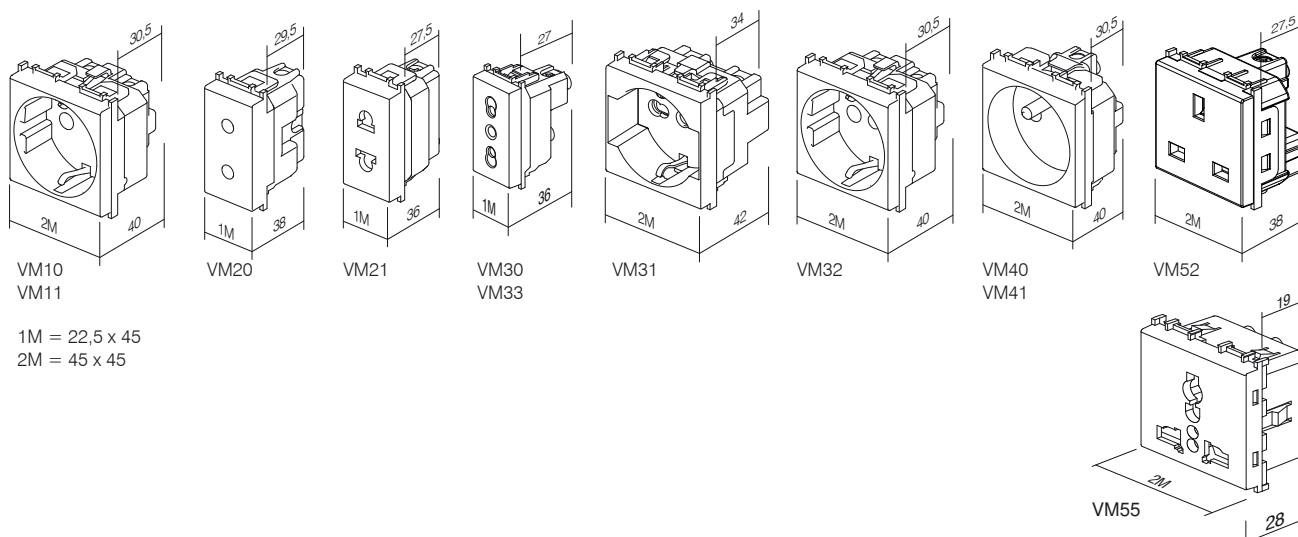
S O C K E T S V M

CORRISPONDENZA FRA PRESE E SPINE
SOCKETS AND PLUGS MATCHING

PRESA / SOCKET									
STILE DI SPINA / PLUG STYLE	VM10 VM11	VM20	VM30	VM33	VM31	VM32	VM40 VM41	VM21	VM55
tedesco / German 	•				•	•			•
francese / French 	•				•	•	•		•
italiano / Italian S11 			•	•	•	•			•
italiano / Italian S17 			•		•				•
euro 	•	•	•		•	•	•	•	•

CORRISPONDENZA FRA PRESE E SPINE
SOCKETS AND PLUGS MATCHING

PRESA / SOCKET			
STILE DI SPINA / PLUG STYLE	VM21	VM52	VM55
americano / American 	•		•
britannico / British BS 1363-2 		•	•





KM10

PW

tipo type	denominazione description	descrizione tecnica technical data	dimensione size	colore colour
KM10	PRESA TV BASE SOCKET TV BASIC	0dB	1M	<input type="checkbox"/> PW bianco-lucido polar white
KM11	PRESA TV TERMINALE SOCKET TV END-LINE	1dB	1M	<input type="checkbox"/> MW bianco opaco matte white
KM12	PRESA TV PASSANTE SOCKET TV TROUGHPASS	10dB	1M	<input checked="" type="checkbox"/> SB nero-opaco soft touch black
.	.	.	.	<input checked="" type="checkbox"/> AT antracite anthracite
.	.	.	.	<input type="checkbox"/> ES argento-opaco elox silver
.	.	.	.	<input type="checkbox"/> IW beige-lucido ivory white

PRESA TV BASE 0dB 1M




- KM10PW
- KM10MW
- KM10SB
- KM10AT
- KM10ES
- KM10IW

- TV base
 - attenuazione 0dB
 - connettore posteriore – standard F
- SOCKET TV BASIC 0dB 1M*
- TV basic
 - reduction 0dB
 - back connector – F standard



PRESA TV BASE 0dB 2M



- KM20PW
- KM20MW
- KM20SB
- KM20AT
- KM20ES
- KM20IW

- TV base
 - attenuazione 0dB
 - connettore posteriore – standard F
- SOCKET TV BASIC 0dB 2M*
- TV basic
 - reduction 0dB
 - back connector – F standard

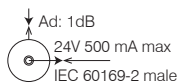


PRESA TV TERMINALE 1dB 1M



- KM11PW
- KM11MW
- KM11SB
- KM11AT
- KM11ES
- KM11IW

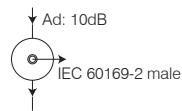
- TV terminale
 - banda di frequenza 5÷2400 MHz
 - attenuazione < 1 dB
 - conforme a EN 50083-1
 - morsetti a vite
- SOCKET TV END-LINE 1dB 1M*
- TV end-line
 - frequency range 5÷2400 MHz
 - reduction < 1 dB
 - in accordance with EN 50083-1
 - screw contacts



PRESA TV PASSANTE 10dB 1M



- KM12PW
- KM12MW
- KM12SB
- KM12AT
- KM12ES
- KM12IW



- TV passante
- banda di frequenza 5÷2400 MHz
- attenuazione < 10 dB
- conforme a EN 50083-1
- morsetti a vite

SOCKET TV TROUGHPASS 10dB 1M

- TV troughpass
- frequency range 5÷2400 MHz
- reduction < 10 dB
- in accordance with EN 50083-1
- screw contacts



PRESA SAT BASE 0dB 1M



- KM15PW
- KM15MW
- KM15SB
- KM15AT
- KM15ES
- KM15IW


- SAT base
- attenuazione 0dB
- connettore posteriore – standard F

SOCKET SAT BASIC 0dB 1M

- SAT basic
- reduction 0dB
- back connector – F standard



PRESA SAT BASE 0dB 2M



- KM24PW
- KM24MW
- KM24SB
- KM24AT
- KM24ES
- KM24IW

- SAT base
- attenuazione 0dB
- connettore posteriore – standard F

SOCKET SAT BASIC 0dB 2M

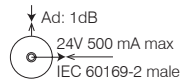
- SAT basic
- reduction 0dB
- back connector – F standard



PRESA SAT TERMINALE 1dB 1M



- KM16PW
- KM16MW
- KM16SB
- KM16AT
- KM16ES
- KM16IW



- SAT terminale
- banda di frequenza 5÷2400 MHz
- attenuazione < 1dB
- conforme a EN 50083-1
- morsetti a vite

SOCKET SAT END-LINE 1dB 1M

- SAT end-line
- frequency range 5÷2400 MHz
- reduction < 1dB
- in accordance with EN 50083-1
- screw contacts



PRESA R BASE 0dB 1M




- KM19PW
- KM19MW
- KM19SB
- KM19AT
- KM19ES
- KM19IW

- R base
 - attenuazione 0dB
 - connettore posteriore – standard F
- SOCKET R BASIC 0dB 1M*
- R basic
 - reduction 0dB
 - back connector – F standard



PRESA R BASE 0dB 2M



- KM29PW
- KM29MW
- KM29SB
- KM29AT
- KM29ES
- KM29IW

- R base
 - attenuazione 0dB
 - connettore posteriore – standard F
- SOCKET R BASIC 0dB 2M*
- R basic
 - reduction 0dB
 - back connector – F standard



PRESA SAT-TV TERMINALE 1dB 1M

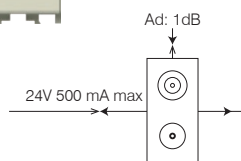


- KM17PW
- KM17MW
- KM17SB
- KM17AT
- KM17ES
- KM17IW

- SAT-TV terminale
- banda di frequenza 5÷2400 MHz
- attenuazione < 1dB
- conforme a EN 50083-1
- morsetti a vite

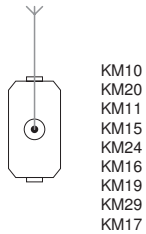
SOCKET SAT-TV END-LINE 1dB 1M

- SAT-TV end-line
- frequency range 5÷2400 MHz
- reduction < 1dB
- in accordance with EN 50083-1
- screw contacts

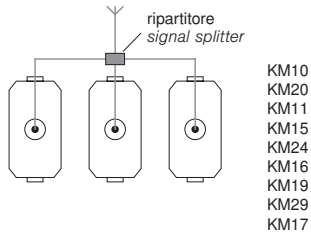


SCHEMI DI COLLEGAMENTO BASE
BASIC CONNECTION SAMPLES

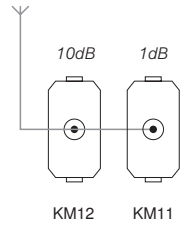
collegamento indipendente
stand alone connection



collegamento a stella
star connection



collegamento passante
throughpass connection



- KM22PW
- KM22MW
- KM22SB
- KM22AT
- KM22ES
- KM22IW

PRESA AUDIO 2xRCA 1M

- audio 2x RCA
- saldatura del collegamento del cavo sul lato posteriore

SOCKET AUDIO 2xRCA 1M

- audio 2x RCA
- soldering connection of cable at the back side



- KM23PW
- KM23MW
- KM23SB
- KM23AT
- KM23ES
- KM23IW

PRESA CASSE AUDIO 1M

- audio 2x Ø4mm
- per il collegamento dei conduttori altoparlante, spina di Ø4 mm o connettore a forcella - capicorda
- fissaggio dei conduttori sul lato posteriore tramite saldatura

SOCKET AUDIO LOUDSPEAKERS 1M

- audio 2x Ø4mm
- to accommodate speaker wire, banana plug Ø4mm or spades
- soldering connection of cable at the back side



- KM26PW
- KM26MW
- KM26SB
- KM26AT
- KM26ES
- KM26IW

PRESA CASSE AUDIO 2M

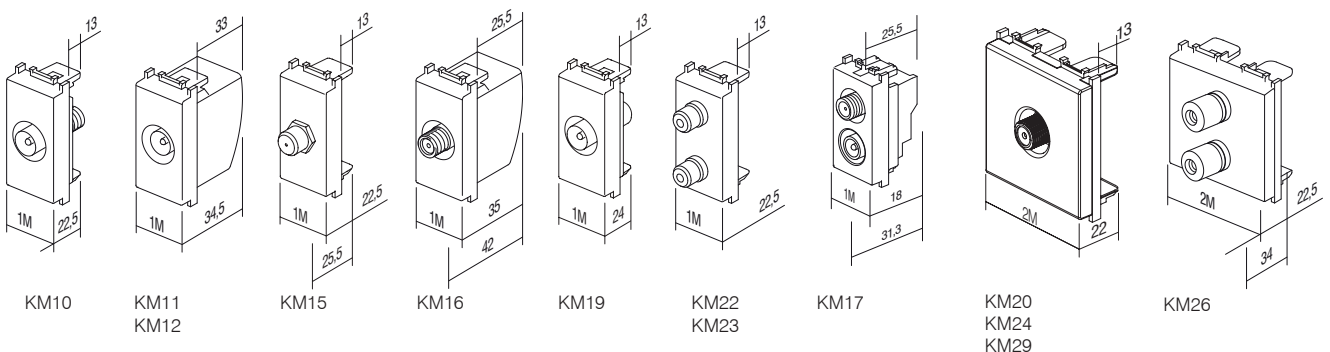
- audio 2x Ø4mm
- per il collegamento dei conduttori altoparlante, spina di Ø4 mm o connettore a forcella - capicorda
- fissaggio dei conduttori sul lato posteriore tramite saldatura

SOCKET AUDIO LOUDSPEAKERS 2M

- audio 2x Ø4mm
- to accommodate speaker wire, banana plug Ø4mm or spades
- soldering connection of cable at the back side



1M = 22,5 x 45
2M = 45 x 45



PRESA TEL LT RJ11 6/4 1M



- KM30PW
- KM30MW
- KM30SB
- KM30AT
- KM30ES
- KM30IW


- TEL LT vite
- RJ11 6/4
- conforme a IEC 60603-7
- fissaggio dei conduttori con vite

SOCKET TEL LT RJ11 6/4 1M

- TEL LT screw
- RJ11 6/4
- in accordance with IEC 60603-7
- screw contacts



PRESA TEL BT SEC 6/6 1M



- KM31PW
- KM31MW
- KM31SB
- KM31AT
- KM31ES
- KM31IW


- TEL BT standard britannico
- SEC secondaria 6/6
- conforme a BS 6312
- fissaggio dei conduttori con vite

SOCKET TEL BT SEC 6/6 1M

- TEL BT British standard
- SEC secondary 6/6
- in accordance with BS 6312
- screw contacts



PRESA TEL KS RJ11 6/4 1M




- KM36PW
- KM36MW
- KM36SB
- KM36AT
- KM36ES
- KM36IW


- standard di fissaggio KS keystone
- RJ11 6/4
- conforme a IEC 60603-7

SOCKET TEL KS RJ11 6/4 1M

- KS keystone fixing standard
- RJ11 6/4
- in accordance with IEC 60603-7



PRESA CAT5e KS RJ45 8/8 1M




- KM37PW
- KM37MW
- KM37SB
- KM37AT
- KM37ES
- KM37IW


- standard di fissaggio KS keystone
- CAT5e, RJ45 8/8
- conforme a IEC 60603-7

SOCKET CAT5e KS RJ45 8/8 1M

- KS keystone fixing standard
- CAT5e, RJ45 8/8
- in accordance with IEC 60603-7



ADATTATORE KS 1M



- KM35PW
- KM35MW
- KM35SB
- KM35AT
- KM35ES
- KM35IW


- standard di fissaggio KS keystone
- AMP, Avaya, Brandrex, FMT, Mfico, Tyco, ...
- modulo di comunicazione non incorporato

ADAPTER KS 1M

- KS keystone fixing standard
- AMP, Avaya, Brandrex, FMT, Mfico, Tyco, ...
- communication module not included



ADATTATORE KS CON PROTEZIONE ANTIPOLVERE 1M




- KM38PW
- KM38MW
- KM38SB
- KM38AT
- KM38ES
- KM38IW

- standard di collegamento KS keystone con coperchio antipolvere
- AMP, Avaya, Brandrex, FMT, Mfico, Tyco, ...
- modulo di comunicazione non incorporato

ADAPTER KS WITH DUST PROTECTION 1M

- KS keystone fixing standard with dust protection
- AMP, Avaya, Brandrex, FMT, Mfico, Tyco, ...
- communication module not included







- KM39PW
- KM39MW
- KM39SB
- KM39AT
- KM39ES
- KM39IW

PRESA KS CAT6 SCH RJ45 8/8 1M

- standard di fissaggio KS keystone
- CAT6 UTP toolless, RJ45 8/8
- conforme a ISO/IEC 11801

SOCKET CAT6 SCH KS RJ45 8/8 1M

- KS keystone fixing standard
- CAT6 UTP toolless, RJ45 8/8
- in accordance with ISO/IEC 11801



- KM50PW
- KM50MW
- KM50SB
- KM50AT
- KM50ES
- KM50IW

ADATTATORE KS UNIVERSALE 1M

- standard di fissaggio KS keystone
- adatto a HDMI, USB
- modulo di comunicazione non incorporato

ADAPTER KS UNIVERSAL 1M

- KS keystone fixing standard
- suitable for HDMI, USB
- communication module not included



- KM40PW
- KM40MW
- KM40SB
- KM40AT
- KM40ES
- KM40IW

ADATTATORE PD 1M

- standard di fissaggio PD Panduit Mini-COM
- modulo di comunicazione non incorporato

ADAPTER PD 1M

- PD Panduit Mini-COM fixing standard
- communication module not included



- KM43PW
- KM43MW
- KM43SB
- KM43AT
- KM43ES
- KM43IW

ADATTATORE KS CON PROTEZIONE ANTIPOLVERE 1M


- standard di fissaggio PD Panduit Mini-COM con coperchio antipolvere
- modulo di comunicazione non incorporato

ADAPTER PD WITH DUST PROTECTION 1M

- PD Panduit Mini-COM fixing standard with dust protection
- communication module not included



ADATTATORE R&M 1M



- KM46PW
- KM46MW
- KM46SB
- KM46AT
- KM46ES
- KM46IW


- standard di fissaggio R&M
- modulo di comunicazione non incorporato

ADAPTER R&M 1M

- R&M fixing standard
- communication module not included



ADATTATORE R&M CAT6A 1M



- KM52PW
- KM52MW
- KM52SB
- KM52AT
- KM52ES
- KM52IW

- fissaggio R&M per CAT6A
- modulo di comunicazione non incorporato

ADAPTER R&M CAT6A 1M

- R&M fixing for CAT6A
- communication module not included



ADATTATORE KS CON PROTEZIONE ANTIPOLVERE 1M



- KM47PW
- KM47MW
- KM47SB
- KM47AT
- KM47ES
- KM47IW

- standard di fissaggio R&M con coperchio antipolvere
- modulo di comunicazione non incorporato

ADAPTER R&M WITH DUST PROTECTION 1M

- R&M fixing standard with dust protection
- communication module not included



ADATTATORE R&M CAT6A CON PROTEZIONE ANTIPOLVERE 1M



- KM53PW
- KM53MW
- KM53SB
- KM53AT
- KM53ES
- KM53IW

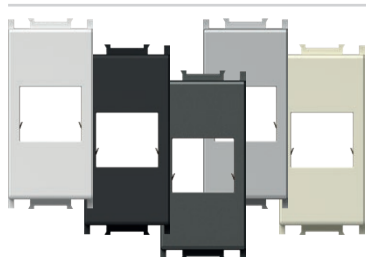
- fissaggio R&M per CAT6A con coperchio antipolvere
- modulo di comunicazione non incorporato

ADAPTER R&M CAT6A WITH DUST PROTECTION 1M

- R&M fixing for CAT6A with dust protection
- communication module not included



ADATTATORE LK 1M



- KM45PW
- KM45MW
- KM45SB
- KM45AT
- KM45ES
- KM45IW


- standard di fissaggio LK LeoniKerpen eLine / BKS NewLine
- modulo di comunicazione non incorporato

ADAPTER LK 1M

- LK LeoniKerpen eLine / BKS NewLine fixing standard
- communication module not included



ADATTATORE NEXANS/SCHRACK 2M

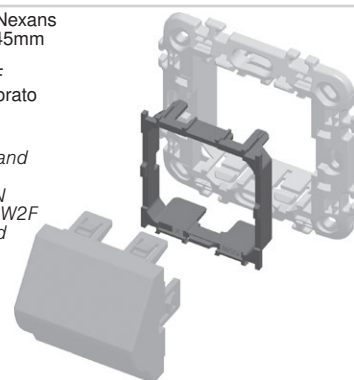


KA26


- adattatore per il fissaggio dei moduli Nexans LANmark e Schrack dimensione 45x45mm
- adatto al Nexans tipo N423.540N
- adatto al Schrack tipo HSEMD02W2F
- modulo di comunicazione non incorporato

ADAPTER NEXANS/SCHRACK 2M

- fixing adapter for Nexans LANmark and Schrack module 45x45mm
- suitable for Nexans type N423.540N
- suitable for Schrack type HSEMD02W2F
- communication module not included



ADATTATORE AT&T SYSTIMAX CON PROTEZIONE ANTIPOLVERE 1M



- KM48PW
- KM48MW
- KM48SB
- KM48AT
- KM48ES
- KM48IW

- standard di fissaggio AT&T Systimax con coperchio antipolvere
- modulo di comunicazione non incorporato

ADAPTER AT&T SYSTIMAX WITH DUST PROTECTION 1M

- AT&T Systimax fixing standard with dust protection
- communication module not included



PRESA USB TIPO A 1M



- KM51PW
- KM51MW
- KM51SB
- KM51AT
- KM51ES
- KM51IW

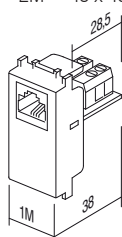
- USB 2.0 presa tipo A
- fissaggio dei conduttori a vite, rastro 5 mm, 1,5 mm², 1x2P + 1x3P
- cablaggio:
 - PIN 1 – VCC (+5V, filo rosso)
 - PIN 2 – segnale - (filo bianco)
 - PIN 3 – segnale + (filo verde)
 - PIN 4 – GND - massa (filo nero)
- S – corpo
- conforme alla Direttiva 2011/95/EU (RoHS2)

SOCKET USB TYPE A 1M

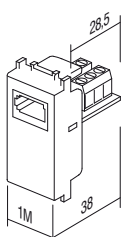
- USB 2.0 socket type A
- screw contacts, raster 5 mm, 1,5 mm², 1x2P + 1x3P
- wiring:
 - PIN 1 – VCC (+5V, red wire)
 - PIN 2 – Data - (white wire)
 - PIN 3 – Data + (green wire)
 - PIN 4 – GND - ground (black wire)
- S – shield
- in accordance with directive 2011/95/EU (RoHS2)



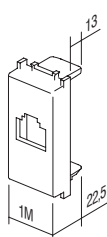
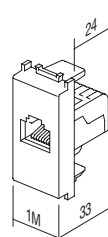
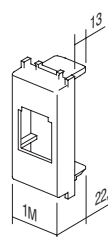
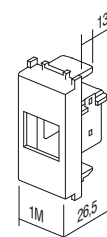
1M = 22,5 x 45
2M = 45 x 45



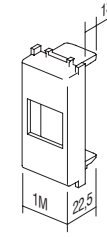
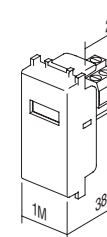
KM30




KM31

KM35
KM38
KM48KM36
KM37
KM39KM40
KM43

KM45

KM46
KM47
KM50
KM52
KM53

KM51



KA10

tipo <i>type</i>	denominazione <i>description</i>	descrizione tecnica <i>technical data</i>
KA10	CONNETTORE KS CAT3 <i>CONNECTOR KS CAT3</i>	RJ11 6/4
KA11	CONNETTORE KS CAT5e <i>CONNECTOR KS CAT5e</i>	RJ45 8/8
KA12	CONNETTORE KS CAT5eS <i>CONNECTOR KS CAT5eS</i>	RJ45 8/8
⋮	⋮	⋮



CONNETTORE KS CAT3 RJ11 6/4

KA10

- standard di fissaggio KS keystone
- CAT3, RJ11 6/4
- conforme a IEC 60603-7

CONNECTOR KS CAT3 RJ11 6/4

- KS keystone fixing standard
- CAT3, RJ11 6/4
- in accordance with IEC 60603-7



CONNETTORE KS CAT5e RJ45 8/8

KA11

- standard di fissaggio KS keystone
- CAT5e, RJ45 8/8
- conforme a IEC 60603-7

CONNECTOR KS CAT5e RJ45 8/8

- KS keystone fixing standard
- CAT5e, RJ45 8/8
- in accordance with IEC 60603-7



CONNETTORE KS CAT5eS RJ45 8/8

KA12

- standard di fissaggio KS keystone
- CAT5eS, RJ45 8/8
- conforme a IEC 60603-7

CONNECTOR KS CAT5eS RJ45 8/8

- KS keystone fixing standard
- CAT5eS, RJ45 8/8
- in accordance with IEC 60603-7



KA15

CONNETTORE KS CAT6 SCH RJ45 8/8

- standard di fissaggio KS keystone
- CAT6 UTP toolless, RJ45 8/8
- conforme a ISO/IEC 11801

CONNECTOR KS CAT6 SCH RJ45 8/8

- KS keystone fixing standard
- CAT6 UTP toolless, RJ45 8/8
- in accordance with ISO/IEC 11801



KA16

CONNETTORE KS CAT6S SCH RJ45 8/8

- standard di fissaggio KS keystone
- CAT6S STP toolless, RJ45 8/8
- conforme a ISO/IEC 11801

CONNECTOR KS CAT6S SCH RJ45 8/8

- KS keystone fixing standard
- CAT6S STP toolless, RJ45 8/8
- in accordance with ISO/IEC 11801



KA17

CONNETTORE KS CAT6a SCH RJ45 8/8

- standard di fissaggio KS keystone
- CAT6a STP toolless-senza utensili, RJ45 8/8
- conforme a ISO/IEC 11801

CONNECTOR KS CAT6a SCH RJ45 8/8

- KS keystone fixing standard
- CAT6a STP toolless, RJ45 8/8
- in accordance with ISO/IEC 11801




KA18

CONNETTORE SLIM KS CAT6S SCH RJ45 8/8

- standard di fissaggio KS keystone
- versione slim
- CAT6S STP senza utensili, RJ45 8/8
- conforme alle norme ISO/IEC 11801
- adatto ad adattatore doppio KE46

CONNECTOR SLIM KS CAT6S SCH RJ45 8/8

- KS keystone fixing standard
- slim style
- CAT6S STP toolless, RJ45 8/8
- in accordance with ISO/IEC 11801
- suitable also for KE46 double adapter



□ KA27PW
 ■ KA27BK

CONNETTORE KS HDMI

- standard di fissaggio KS keystone
- solo in combinazione con l'adattatore KM50
- HDMI/HDMI

CONNECTOR KS HDMI

- KS keystone fixing standard
- only in combination with adapter KM50
- HDMI/HDMI



KA28

CAVO KS HDMI

- standard di fissaggio KS keystone
- solo in combinazione con l'adattatore KM50
- HDMI/HDMI

CABLE KS HDMI

- KS keystone fixing standard
- only in combination with adapter KM50
- HDMI/HDMI



EM33



PW



tipo type	denominazione description	descrizione tecnica technical data	dimensione size	colore colour			
EM12	DIMMER A MANOPOLA CON DEVIATORE DIMMER ROTATIVE 2WAY	RL 300W	1M	<input type="checkbox"/> PW	bianco-lucido polar white	<input type="checkbox"/> BL	blu blue
EM23	DIMMER DA INCASSO DIMMER INBOX	R (250 W), (RC,RL 200VA)	/	<input type="checkbox"/> MW	bianco opaco matte white	<input type="checkbox"/> RD	rosso red
.	.	.	.	<input type="checkbox"/> SB	nero-opaco soft touch black	<input type="checkbox"/> GR	verde green
.	.	.	.	<input type="checkbox"/> AT	antracite anthracite	<input type="checkbox"/> OR	arancione orange
.	.	.	.	<input type="checkbox"/> ES	argento-opaco elox silver	<input type="checkbox"/> RG	rosso/verde red/green
.	.	.	.	<input type="checkbox"/> IW	beige-lucido ivory white		



- EM12PW
- EM12MW
- EM12SB
- EM12AT
- EM12ES
- EM12IW

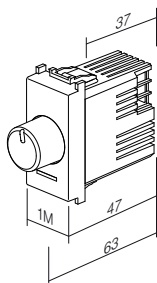
DIMMER A MANOPOLA CON DEVIATORE RL 300W 1M

- controllo a manopola con deviatore
- carico RL, 40W - 300W
- alimentazione 230V~ 50Hz
- idoneo al collegamento di un deviatore
- è consentito il montaggio a più dispositivi in scatola unica solo se il totale del carico massimo non supera la potenza massima di un unico dimmer
- è permesso l'utilizzo di un unico dimmer nello stesso circuito elettrico
- fusibile non incluso, collegare fusibile esterno
- conforme alle norme EN 60669-1
- vite 1,5 ÷ 2,5 mm²
- indicatore LED del livello dimmer integrato



DIMMER ROTATIVE/2WAY RL 300W 1M

- rotation control with 2-way switch
- load RL, 40W - 300W
- supply voltage 230V~ 50Hz
- 2-way switch combination is possible
- installing several devices together in one box is only permitted if their total maximum load does not exceed the maximum power of a single dimmer
- one circuit allows the use of only one dimmer
- no built-in fuse – external fuse must be used
- in accordance with EN 60669-1
- screw contacts - 1.5-2.5mm²
- integrated LED indication of dimming level

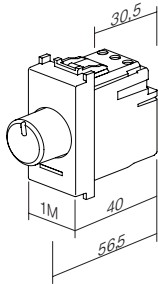


DIMMER A MANOPOLA CON DEVIATORE LED 60W 1M



- EM13PW
- EM13MW
- EM13SB
- EM13AT
- EM13ES
- EM13IW

- controllo a manopola con deviatore
- carichi:
 - LED, 0 – 60W (max. 6 LED dimmer)
 - GLS, 0 – 60W
- alimentazione 230V~ 50Hz
- idoneo al collegamento di un deviatore
- è consentito il montaggio a più dispositivi in scatola unica solo se il totale del carico massimo non supera la potenza massima di un unico dimmer
- è permesso l'utilizzo di un unico dimmer nello stesso circuito elettrico
- fusibile non incluso, collegare fusibile esterno
- conforme alle norme IEC60669-2-1
- vite 1,5 ÷ 2,5 mm²



DIMMER ROTATIVE/2WAY LED 60W 1M

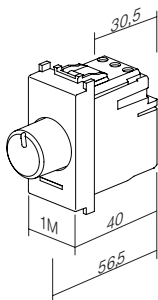

- rotation control with 2-way switch
- loads: LED, 0 – 60W (max. 6 dimmable LED lamps)
- GLS, 0 – 60W
- supply voltage 230V~ 50Hz
- 2-way switch combination is possible
- installing several devices together in one box is only permitted if their total maximum load does not exceed the maximum power of a single dimmer
- one circuit allows the use of only one dimmer
- no built-in fuse – external fuse must be used
- in accordance with IEC60669-2-1
- screw contacts - 1.5-2.5mm²

DIMMER A MANOPOLA CON DEVIATORE LED 180W 1M



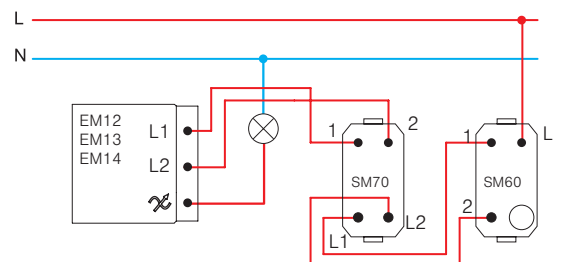
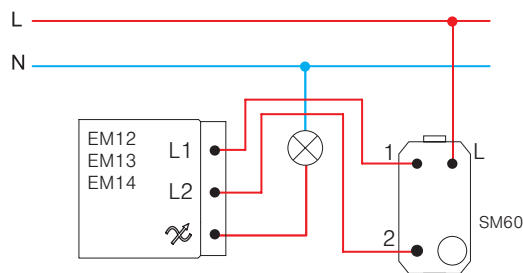
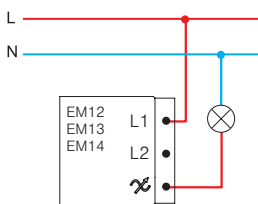
- EM14PW
- EM14MW
- EM14SB
- EM14AT
- EM14ES
- EM14IW

- controllo a manopola con deviatore
- carichi:
 - LED, 0 – 180W (max. 20 LED dimmer)
 - GLS, 0 – 180W
- alimentazione 230V~ 50Hz
- idoneo al collegamento di un deviatore
- è consentito il montaggio a più dispositivi in scatola unica solo se il totale del carico massimo non supera la potenza massima di un unico dimmer
- è permesso l'utilizzo di un unico dimmer nello stesso circuito elettrico
- fusibile non incluso, collegare fusibile esterno
- conforme alle norme IEC60669-2-1
- vite 1,5 ÷ 2,5 mm²



DIMMER ROTATIVE/2WAY LED 180W 1M

- rotation control with 2-way switch
- loads:
 - LED, 0 – 180W (max. 20 dimmable LED lamps)
 - GLS, 0 – 180W
- supply voltage 230V~ 50Hz
- 2-way switch combination is possible
- installing several devices together in one box is only permitted if their total maximum load does not exceed the maximum power of a single dimmer
- one circuit allows the use of only one dimmer
- no built-in fuse – external fuse must be used
- in accordance with IEC60669-2-1
- screw contacts - 1.5-2.5mm²





- EM15PW
- EM15MW
- EM15SB
- EM15AT
- EM15ES
- EM15IW

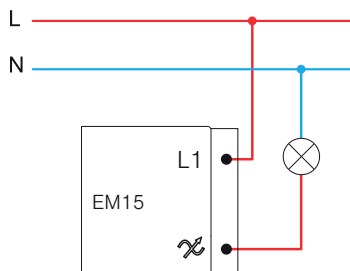
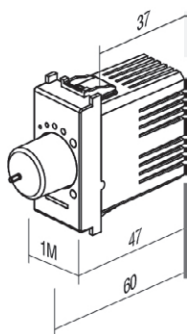
DIMMER A MANOPOLA R 250W 1M

- controllo a manopola senza interruttore
- carico R, 40W - 250W
- alimentazione 230V~ 50Hz
- non idoneo al collegamento di un deviatore
- collegamento di più dimmer non consentito
- conforme a EN 60669-1
- fissaggio dei conduttori con vite di serraggio 1.5-2.5 mm²
- indicazione LED



DIMMER ROTATIVE R 250W 1M

- rotation control without switch
- load R, 40W - 250W
- supply voltage 230V~ 50Hz
- 2-way switch combination is not possible
- more dimmers combination is not allowed
- in accordance with EN 60669-1
- screw contacts 1.5-2.5mm²
- LED indication



DIMMER DA INCASSO R (250 W), (RC,RL 200VA)



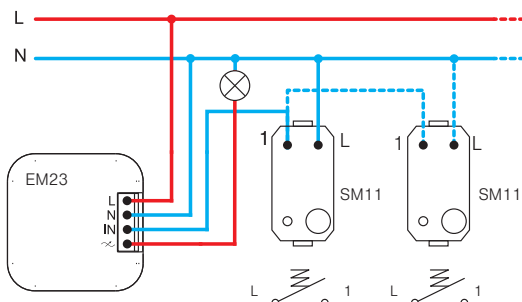
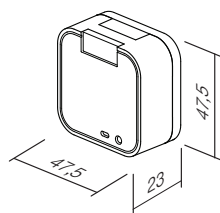
EM23



- da incasso, per collegamento con pulsante
- carico RLC 15-250W o 15-200 VA
- alimentazione 230 V~ 50Hz
- possibile collegamento di più pulsanti
- non è permesso il collegamento di più dimmer
- funzione memory incorporata
- funzione on/off soft
- »leading edge«
- conforme alle norme EN60669, EN60950, EN 61000, ETSI EN 300 220-1, ETSI EN 300 220-2
- morsetti a vite fino alla sezione di 2,5mm²

DIMMER INBOX R (250 W), (RC, RL 200 VA)

- inbox, controlled by external push button
- load RLC 15-250W or 15-200 VA
- supply voltage 230V~ 50Hz
- several push-buttons combinations are possible
- more dimmers combination is not allowed
- light intensity memory
- soft start/stop function
- »leading edge«
- in accordance with EN60669, EN60950, EN 61000, ETSI EN 300 220-1, ETSI EN 300 220-2
- screw contacts to wires 2,5 mm²



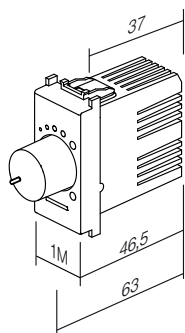


- EM16PW
- EM16MW
- EM16SB
- EM16AT
- EM16ES
- EM16IW



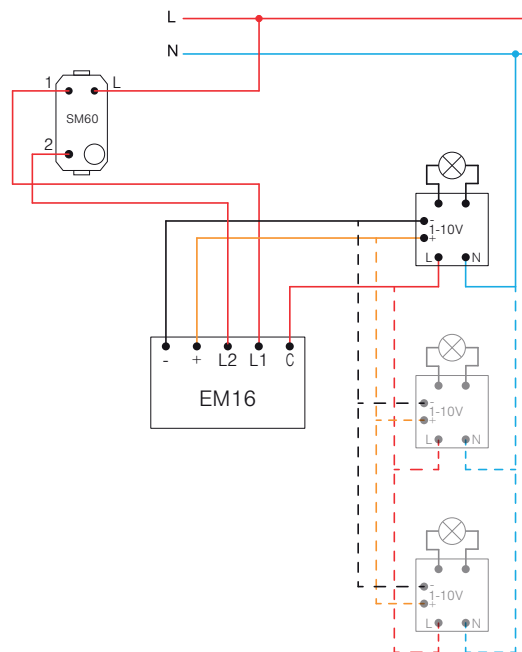
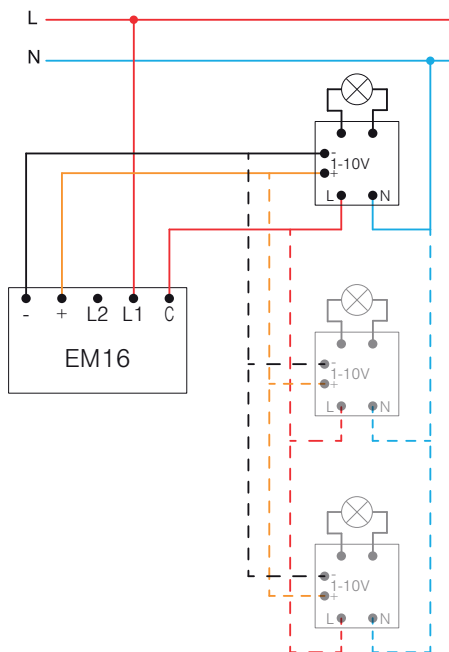
1-10 V DIMMER A MANOPOLA CON DEVIATORE

- tensione nominale di esercizio: 10 V DC
- tensione di esercizio minima: 0,7 V DC
- area di dimmerazione: 0,7% - 100% (a seconda dell'alimentatore e dei carichi)
- corrente minima di assorbimento: 0,1 mA
- corrente massima di assorbimento: 120 mA
- consumo massimo: 0,35 W
- protezione contro sovratensioni: 15,8 V DC fino a 250 mA (insostituibile)
- corrente di impulso massima: 3 A DC
- tipo di carichi: 0-10 V, 1-10 V e PWM
- tipo di interruttore: meccanico: pulsante on/off
- conduttore nullo: non necessario
- tensione di esercizio nominale: 100-240 V~, 50-60 Hz
- flusso di corrente massimo: 10 A
- corrente massima di esercizio: 8 A
- carico massimo (a 230 V~): 1800 VA (1800 x pf = max. W)
- resistenza di isolamento: > 100MΩ pri 250 V~
- protezione contro sovratensioni e cortocircuiti: 10 A, 350 V~ (insostituibile)
- angolo di rotazione: 270° ± 5°
- temperatura di esercizio: da -5 °C a 40 °C
- temperatura di conservazione: da -30 °C a 80 °C
- temperatura massima dell'alloggiamento: 65 °C
- umidità massima: 90% (senza condensa)
- EMC e immunità: CISPR 15(2008), IEC 61547
- LVD: IEC 60669-1:2017, IEC 60669-2-1:2015



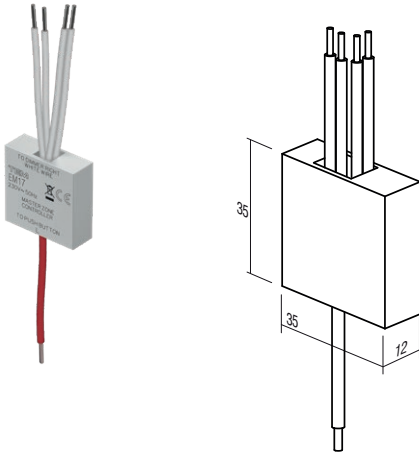
1-10 V DIMMER ROTARY TOGGLE

- nominal operating voltage: 10 VDC
- minimum operating voltage: 0.7 VDC
- dimming range: 0.7% - 100% (depending on power supply and loads)
- minimum sink current: 0.1 mA
- maximum sink current: 120 mA
- maximum consumption: 0.35 W
- surge protection: 15.8 VDC up to 250 mA (not replaceable)
- maximum pulse current: 3 ADC
- load types: 0-10 V, 1-10 V and PWM
- switch type: mechanical: push on/off
- zero cable: not required
- nominal operating voltage: 100-240 V~, 50-60 Hz
- maximum instantaneous current: 10 A
- maximum operating current: 8 A
- maximum load (at 230 V~): 1800 VA (1800 x pf = max. W)
- isolation resistance: > 100 MΩ at 250 V~
- surge protection and Short-circuit protection: 10 A, 350 V~ (not replaceable)
- rotation angle: 270° ± 5°
- operating temperature: -5 to 40°C
- storing temperature: -30 to 80°C
- maximum housing temperature: 65°C
- maximum humidity: 90% (no condensation)
- EMC & immunity: CISPR 15(2008), IEC 61547
- LVD: IEC 60669-1:2017, IEC 60669-2-1:2015



Modulo di CONTROLLO MZC per EM18

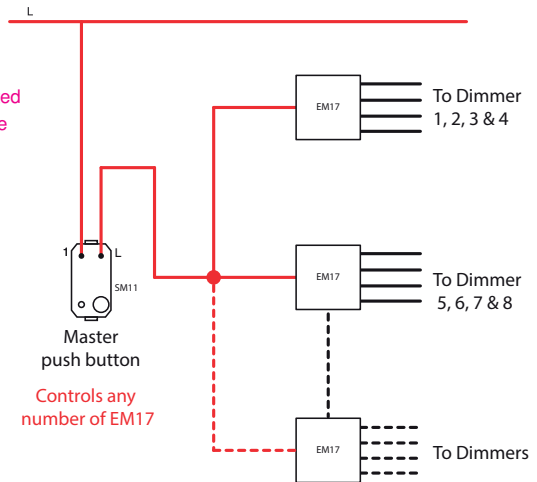

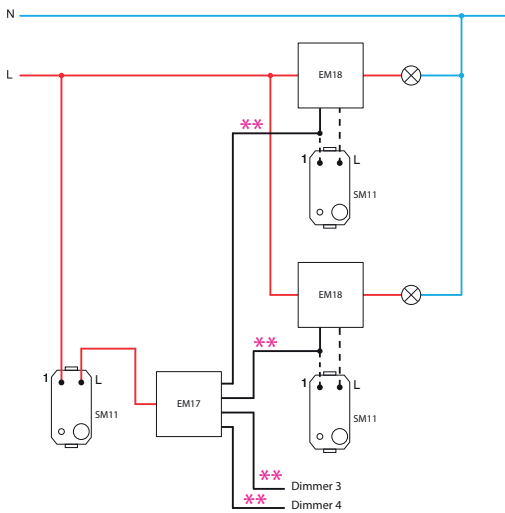
EM17



- Collegare l'MZC secondo il diagramma di cablaggio.
- E' possibile cablarlo con più pulsanti.
- Installazione di un solo dispositivo per scatola di montaggio.
- Solo per uso interno.
- Alimentazione elettrica: 230 V~ 50 Hz
- Resistenza max. del cavo: 50k
- Corrente max. per unità MZC: 10mA
- Numero di dimmer su MZC: 1-4
- Numero max. di cablaggio MZC: limitato al fusibile sul circuito
- Temperatura di funzionamento: da -5 °C a 45 °C
- Temperatura di conservazione: da -30 °C a 80 °C
- Umidità max.: 90% (no condensa)
- Dimensioni involucro: 36 x 36 x 12 mm

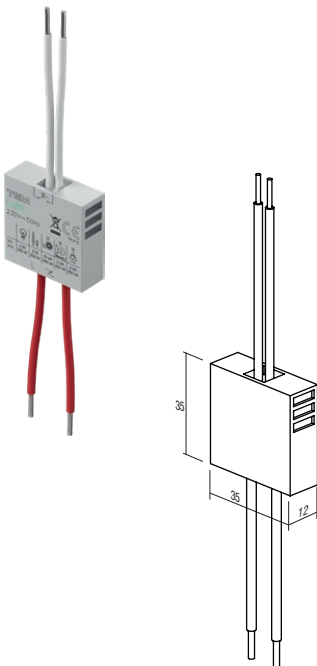
MZC CONTROL Module for EM18

- Connect the MZC according to the wiring diagram.
- Possible wiring with several push buttons.
- Only one device installation per mounting box.
- For indoor use only.
- Power supply: 230V~ 50Hz
- Max. cable resistance: 50kΩ
- Max. current per MZC unit: 10mA
- Number of dimmers on MZC: 1-4
- Max. number of MZC in the wiring: limited to the fuse in the circuit
- Operating temperature: -5°C to 45°C
- Storage temperature: -30°C to 80°C
- Max. humidity: 90% (no condensation)
- Casing dimensions: 36x36x12 mm



DIMMER INTERNO LED 250 W

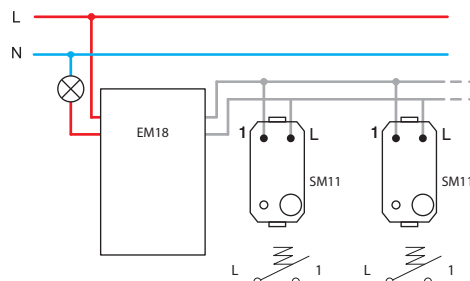
EM18



- interno, controllato da un pulsante esterno
- bordo anteriore o posteriore
- voltaggio di alimentazione 230 V~ 50 Hz
- diverse combinazioni di pulsanti possibili
- funzione di memorizzazione dell'ultima impostazione, tranne in caso di interruzione di energia elettrica
- funzione avvio / stop delicato
- controllo intensità minima
- solo un dimmer per scatola a muro
- solo per uso interno
- conforme EN 60669-1 e EN 60669-2-1

DIMMER INBOX LED 250W

- inbox, controlled by external push button
- for leading or trailing edge
- supply voltage 230V~ 50Hz
- several push-buttons combinations is possible
- memory function of the last setting, except in the case of a power failure
- soft start / stop function
- minimum intensity control
- only one dimmer per wall box
- only for indoor usage
- in accordance with EN 60669-1 and EN 60669-2-1



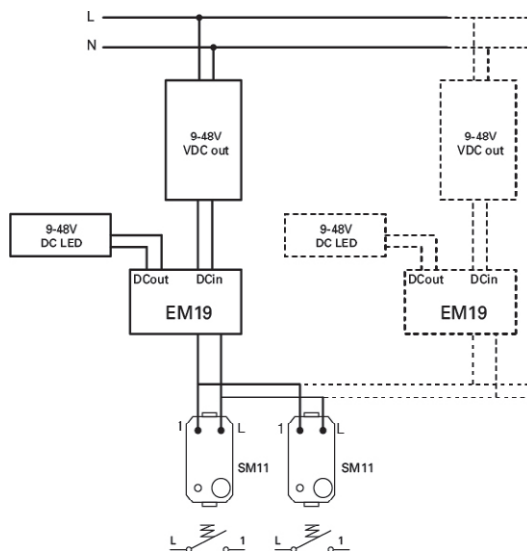
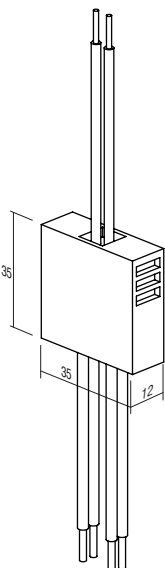
DIMMER INTERNO LED 96 W

EM19

- interno, controllato da un pulsante esterno
- per uso con driver LED a voltaggio costante e alcuni driver LED a corrente costante, 9-48 V CC, max 96 W
- non per uso con carichi induttivi
- sono possibili diverse combinazioni di pulsanti e di dimmer
- funzione di memorizzazione dell'ultima impostazione, tranne in caso di interruzione di energia elettrica
- funzione avvio / stop delicato
- solo un dimmer per scatola a muro
- solo per uso interno

DIMMER INBOX DC LED 96W

- inbox, controlled by external push button
- for use with constant voltage LED drivers and some constant current LED drivers, 9-48V DC, max 96W (also for LED strips)
- not for use with inductive loads
- several push-buttons combinations and several dimmers is possible
- memory function of the last setting, except in the case of a power failure
- soft start / stop function
- only one dimmer per wall box
- only for indoor usage




ATTENZIONE!

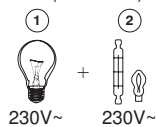
Nel caso in cui vengano installati più dimmer nella stessa scatola, la potenza massima totale di ciascun dimmer si riduce del 10%.

ATTENTION!

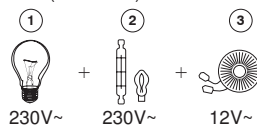
If more dimmers are connected in one box reduce maximum common power for 10% for each dimmer.



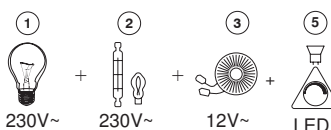
EM15 (40÷250W)



EM12 (40÷300W)



EM13 (0÷60W), EM14 (0÷180W), EM23 (15÷250W, 15÷200VA)



1 - lampada ad incandescenza / incandescent lamp

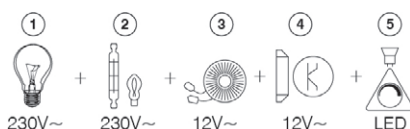
2 - lampada alogena / halogen lamp

3 - trasformatore classico / classical transformer

4 - trasformatore elettronico dimmerabile / dimmable electronic transformer

5 - lampadina LED dimmerabile / dimmable LED lamp

EM18 (2÷250VA)



INTERRUTTORE / DIMMER UNIVERSALE RLC 0-300W 2M



- EM25PW
- EM25MW
- EM25SB
- EM25AT
- EM25ES
- EM25IW



TOUCH EM25 è un dimmer elettronico controllato dal microprocessore. Serve per accendere, spegnere e regolare tutte le lampade dimmerabili e alcune lampade non dimmerabili. Il microprocessore incorporato rileva automaticamente il tipo di lampada e regola la modalità di funzionamento. Allo spegnimento memorizza l'ultima impostazione grazie alla funzione di memoria incorporata. La funzione di accensione soft prolunga la durata delle lampade. Nel tasto è stata integrata un'elegante indicazione LED, con la possibilità di selezionare il colore e impostare l'intensità. Al EM25 possiamo collegare con fino a 5 tasti di controllo aggiuntivi EM26 (">slave<")

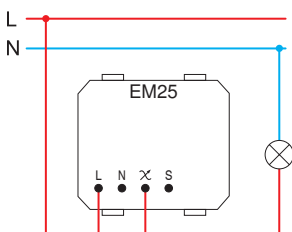
TOUCH EM25 is microprocessor controlled electronic light dimmer. It serves as switch and dimmer for dimmable and some of non-dimmable lamps. Integrated microprocessor automatically identifies the type of lamp and adjusts the operating mode. It remembers the level of dimming after switching off due to integrated memory function. Soft-start function extends the lamp service life. An elegant LED indication is integrated into the button and the option of choosing a colour and intensity level is provided. Optionally one can connect up to 5 additional control tasters EM26 (">slave<").

- dimmer elettronico universale per accensione, spegnimento e regolazione dell'intensità luminosa di tutte le lampade dimmerabili (classiche, alogene, LED, CFL,...) e di alcune lampade non dimmerabili
- rilevamento automatico del tipo di lampada e regolazione della modalità di funzionamento
- con la dimmerazione si riduce il consumo energetico
- la funzione di accensione soft prolunga la durata delle lampadine
- controllo tramite micro-interruttori incorporati
- funzione di memoria incorporata - allo spegnimento memorizza il livello di luminosità
- idoneo al collegamento di un massimo di cinque (5) pulsanti di controllo aggiuntivi EM26
- non idoneo al collegamento di un deviatore
- protezione integrata contro il corto circuito, il surriscaldamento e il sovraccarico
- alimentazione 230V~ 50Hz
- integrazione dell'elegante indicazione LED, con possibilità di impostare colore e intensità
- la sostituzione dell'interruttore classico è possibile mediante collegamento a due fili⁽¹⁾
- con il collegamento a tre fili si ottiene la piena funzionalità del dimmer⁽²⁾
- conforme a EN 60669-1 e EN 60669-2-1
- fissaggio dei conduttori con vite di serraggio 1,5 mm² (max. forza di serraggio delle viti 0,4 Nm)

SWITCH / DIMMER UNIVERSAL RLC 0-300W 2M

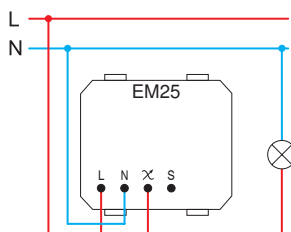
- universal electronic dimmer for ON/OFF switching and dimming of all dimmable lamps (classical, halogen, LED, CFL, ...) and some non-dimmable lamps
- automatic detection of lamp type and adjustment of operating mode
- reduction of energy consumption
- soft start function extends life of lamps
- controlled by build-in micro switches
- memory function included - memorizes brightness on turn-off
- up to five (5) additional control units EM26 can be connected
- connection with 2-way switch is not possible
- build-in short-circuit, overheating and overload protection
- supply voltage 230V~ 50Hz
- an elegant integrated LED indication with the option of setting colour and intensity.
- replacement of classical switch is possible at two-wire connection⁽¹⁾
- full functionality is achieved at three-wire connection⁽²⁾
- in accordance with EN 60669-1 and EN 60669-2-1
- screw contacts 1.5mm² (max. tightening torque 0.4Nm)

⁽¹⁾collegamento a due fili
two-wire connection



- collegamento a due fili consente di regolare le lampade dimmerabili
- two-wire connection allows dimming of dimmable lamps

⁽²⁾collegamento a tre fili
three-wire connection



- il collegamento a tre fili consente di regolare le lampade dimmerabili e alcuni tipi di LED e di lampade a basso consumo CFL non dimmerabili
- three-wire connection allows dimming of dimmable lamps and some of non-dimmable LED and CFL lamps

	1	2	5	6	7
Min.	40 W	40 W	40 VA	40 VA	40 VA
Max.	300 W	300 W	300 VA	100 VA	100 VA
	(F)	(F)	(F)		

- 1 - lampada ad incandescenza / incandescent lamp
- 2 - lampada alogena / halogen lamp
- 4 - trasformatore elettronico dimmerabile / dimmable electronic transformer
- 5 - trasformatore classico / classical transformer

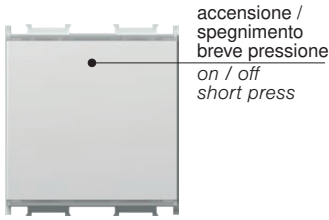
	1	2	4	6	7	8	9
Min.	0 W	0 W	0 VA	0 VA	0 VA	0 VA	0 VA
Max.	300 W	300 W	120 VA	120 VA	120 VA	120 VA	120 VA
	(F)	(F)	(F)			(F)	(F)

- 6 - lampada dimmerabile CFL a basso consumo / dimmable energy saving CFL lamp
- 7 - lampada dimmerabile LED / dimmable LED lamp
- 8 - lampada non dimmerabile CFL a basso consumo / non-dimmable energy saving CFL lamp
- 9 - lampada non dimmerabile LED / non-dimmable LED lamp

annotazioni / remarks

- (F) filtro EM27
- si raccomanda l'uso del filtro EM27 / it is recommended to use filter EM27
- tutte le lampade telecomandate devono essere uguali / all controlled lamps must be the same
- la tabella dei carichi è valida per le lampade con fattore PF>0.5 / table of loads is valid for lamps with power factor PF>0.5

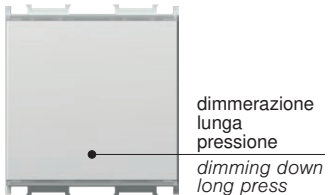
accensione e spegnimento e dimmerazione della luce /
on / off switching and dimming of lamp



accensione /
spegnimento
breve pressione
on / off
short press

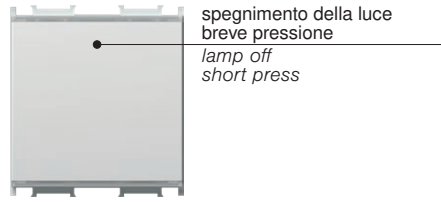


illuminazione
lunga
pressione
dimming up
long press

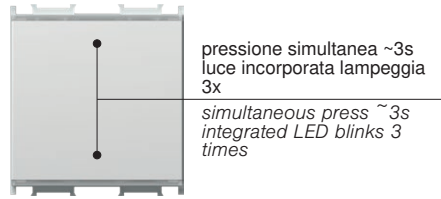


dimmerazione
lunga
pressione
dimming down
long press

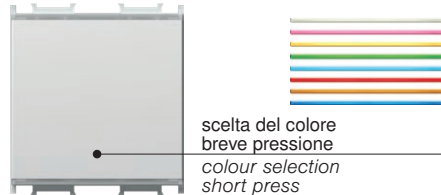
selezione del colore e impostazione dell'intensità dell'unità LED /
LED unit colour and intensity level selection



spegnimento della luce
breve pressione
lamp off
short press



pressione simultanea ~3s
luce incorporata lampeggia
3x
simultaneous press ~3s
integrated LED blinks 3
times



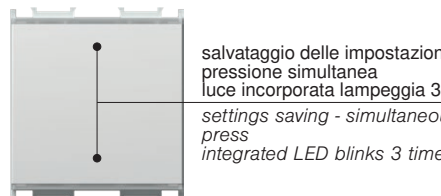
scelta del colore
breve pressione
colour selection
short press



illuminazione a LED integrata
pressione più lunga
integrated LED dimming up
long press

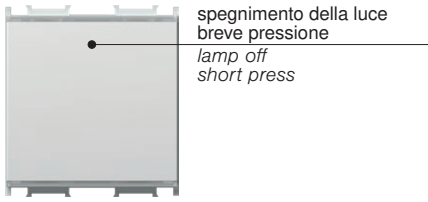


gradazioni dell'intensità dell'unità
LED integrata
pressione più lunga
intensity escalation of the
integrated LED unit
long press

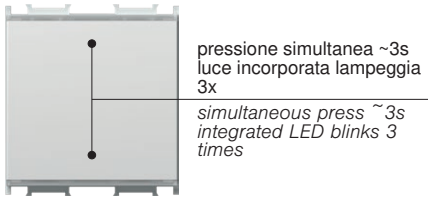


salvataggio delle impostazioni - breve
pressione simultanea
luce incorporata lampeggia 3x
settings saving - simultaneous short
press
integrated LED blinks 3 times

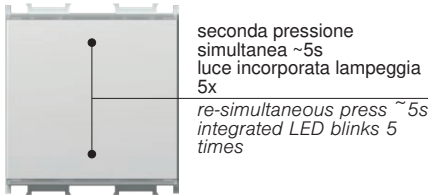
* funzione "RESET" /
"RESET" function



spegnimento della luce
breve pressione
lamp off
short press



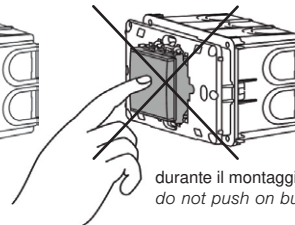
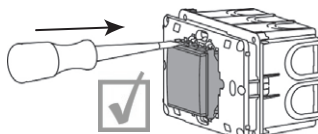
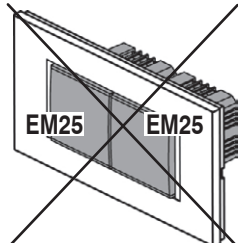
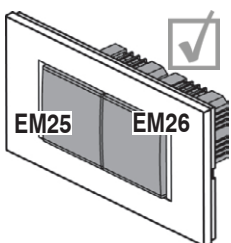
pressione simultanea ~3s
luce incorporata lampeggia
3x
simultaneous press ~3s
integrated LED blinks 3
times



seconda pressione
simultanea ~5s
luce incorporata lampeggia
5x
re-simultaneous press ~5s
integrated LED blinks 5
times


- * - consigliato quando si installa il dimmer e quando si sostituiscono le lampade
- obbligatorio quando si utilizzano lampadine non dimmerabili
- la funzione "RESET" non funziona quando si utilizzano collegamenti a due fili
- possibile solo con EM25
- it is recommended at dimmer installation and lamp replacement
- mandatory when using non-dimmable lamps
- "RESET" function is not possible when using two-wire connection
- only possible on EM25

avvertenze per l'installazione /
installation precautions



durante il montaggio non premere il pulsante /
do not push on button during mounting

UNITA' DI CONTROLLO DEL PULSANTE 2M



- EM26PW
- EM26MW
- EM26SB
- EM26AT
- EM26ES
- EM26IW

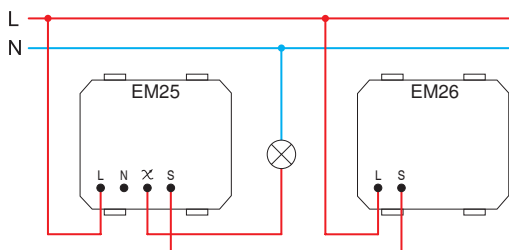
- se collegata con il dimmer universale EM25 consente di gestire le lampade con la stessa funzionalità di EM25
- alimentazione 230V~ 50Hz
- conforme a EN 60669-1 e EN 60669-2-1
- fissaggio dei conduttori con vite di serraggio 1,5 mm² (max. forza di serraggio delle viti 0,4 Nm)



PUSH-BUTTON CONTROL UNIT 2M

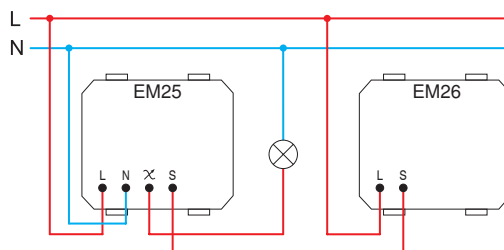
- connected to universal dimmer EM25 allows controlling of lamps with same functionality as EM25
- supply voltage 230V~ 50Hz
- in accordance with EN 60669-1 and EN 60669-2-1
- screw contacts 1.5mm² (max. tightening torque 0.4Nm)

(1)collegamento a due fili
two-wire connection




- collegamento a due fili consente di regolare le lampade dimmerabili
- in un collegamento a due fili ogni pulsante di controllo aggiuntivo aumenta la potenza minima di carico di 25W
- two-wire connection allows dimming of dimmable lamps
- in a two-wire connection each additional control unit increases the minimum load by 25W

(2)collegamento a tre fili
three-wire connection



- il collegamento a tre fili consente di regolare le lampade dimmerabili e alcuni tipi di LED e di lampade a basso consumo CFL non dimmerabili
- three-wire connection allows dimming of dimmable lamps and some of non-dimmable LED and CFL lamps

SET INTERRUTTORE / DIMMER UNIVERSALE RLC 0-300W 2M PP OL20



- EM25PPOL20

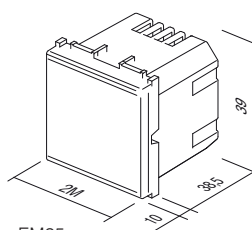
- il set comprende un dimmer EM25, un supporto 2M e una placca LINE 2M PW
- per descrizione tecnica vedi EM25

SET SWITCH / DIMMER UNIVERSAL RLC 0-300W 2M PP OL20

- set includes dimmer EM25, mounting frame 2M and cover plate LINE 2M PW
- for technical details see EM25



2M = 45 x 45



EM25
EM26



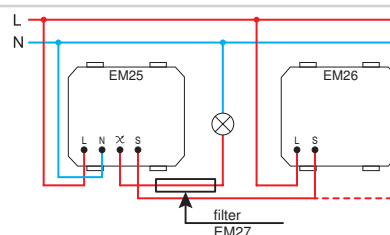
EM27

FILTRO ANTIDISTURBO DELLA RETE

- filtro antidisturbi di frequenza per EM25
- l'immagine è simbolica


FREQUENCY FILTER

- frequency filter for EM25
- image is symbolic



ALLOGGIAMENTO FUSIBILE 230 V~, 50 Hz 1M

- Tensione di alimentazione: 230 V~, 50 Hz
- Fusibile: MAX 10 A / 230 V~, 50Hz
- Sezione del filo: 0,75 - 2,5 mm²
- Temperatura di funzionamento: Da 0 a +40° C
- Temperatura di conservazione: Da -5 a +60° C
- Numero di connettori: 2; 1x L, 1x Uscita (L')
- Corrisponde allo standard: EN 60669-2-1:2004 + A1:2009 + A12:2010 EN 60669-1:2018



- EM28PW
- EM28MW
- EM28SB
- EM28AT
- EM28ES
- EM28IW

MELT FUSE HOUSING 230 V~, 50 Hz 1M

- Supply voltage: 230 V~, 50 Hz (fuse not included)
- Fuse: MAX 10 A / 230 V~, 50Hz
- Wire cross-section: 0.75 - 2.5mm²
- Operating temperature: 0 to +40°C
- Storage temperature: -5 to +60°C
- Number of connectors: 2; 1x L, 1x Output (L')
- Corresponds to the standard: EN 60669-2-1:2004 + A1:2009 + A12:2010 EN 60669-1:2018

FUSIBILE

EM29

- T5AH 250V, 5x20mm
- in confezioni da 10 pezzi



FUSE T5AH

- T5AH 250V, 5x20mm
- packed in packs of 10 pcs

INTERRUTTORE IR 5A 230V~ 1M



- EM31PW
- EM31MW
- EM31SB
- EM31AT
- EM31ES
- EM31IW


- IR interruttore a infrarossi
- alimentazione: 230V~ ±10 % 50Hz
- relé: 5A / 250V~ (zero crossing)
- livello di sicurezza IP40
- sezione dei fili al morsetto: 0,75 - 2,5 mm²
- angolo di rilevamento: fino a 110° a 20°C
- campo di rilevamento: circa 8 m a 20°C
- regolazione della durata: da circa 5 s a 12 min
- regolazione della luminosità: da circa 5 a 200 LUX
- temperatura di esercizio: da 0°C a +40°C
- non adatto all'installazione in scatole della profondità di 5 mm e in scatole CUBO IP20
- solo per uso interno



IR SWITCH 5A 230V~ 1M

- IR infrared switch
- supply voltage: 230V~, ±10 % 50Hz
- relay: 5A / 250V~, (zero crossing)
- protection rating: IP40
- cross-section of wires at the contact terminal: 0.75 - 2.5 mm²
- detection angle: up to 110° at 20°C
- detection area: approx. 8 m at 20°C
- adjustability of duration: from approx. 5 s to 12 min
- adjustability of brightness: from approx. 5 to 200 LUX
- operating temperature: from 0°C to +40°C
- not suitable for installation in 45 mm deep boxes and surface mount box CUBO IP20
- only for indoor usage

INTERRUTTORE IR 5A 230V~ 2M



- EM32PW
- EM32MW
- EM32SB
- EM32AT
- EM32ES
- EM32IW



- IR interruttore a infrarossi
- alimentazione: 230V~ ±10 % 50Hz
- relé: 5A / 250V~ (zero crossing)
- livello di sicurezza: IP40
- sezione dei fili al morsetto: 0,75 - 2,5 mm²
- angolo di rilevamento: fino a 110° a 20°C
- campo di rilevamento: circa 8 m a 20°C
- regolazione della durata: da circa 5 s a 12 min
- regolazione della luminosità: da circa 5 a 200 LUX
- temperatura di esercizio: da 0°C a +40°C
- non adatto all'installazione in scatole della profondità d 45 mm e in scatole CUBO IP20
- solo per uso interno



IR SWITCH 5A 230V~ 2M

- IR infrared switch
- supply voltage: 230V~, ±10 % 50Hz
- relay: 5A / 250V~, (zero crossing)
- protection rating: IP40
- cross-section of wires at the contact terminal: 0.75 - 2.5 mm²
- detection angle: up to 110° at 20°C
- detection area: approx. 8 m at 20°C
- adjustability of duration: from approx. 5 s to 12 min
- adjustability of brightness: from approx. 5 to 200 LUX
- operating temperature: from 0°C to +40°C
- not suitable for installation in 45 mm deep boxes and surface mount box CUBO IP20
- only for indoor usage



INTERRUTTORE A SENSORE 5A 230V~ 1M



- EM33PW
- EM33MW
- EM33SB
- EM33AT
- EM33ES
- EM33IW

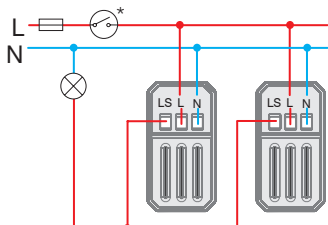


- Tensione di alimentazione: 230 V~, 50Hz
- Uscita: Relè 5 A / 230 V~, 50 Hz
- Sezione del filo: 0.75 - 2.5 mm²
- Temperatura di funzionamento: Da 0 a + 40 °C
- Temperatura di conservazione: Da -5 a + 60 °C
- Funzioni: Interruttore notturno, interruttore di rilevamento del movimento, interruttore di rilevamento della presenza
- Indicazione del programma: Marchio sulla protezione frontale
- Numero di tasti/controlli: 3
- Funzionamento Tipo di chiave/comando: Rotazione
- Regolazione del tempo di attivazione dell'uscita: Da circa 10 secondi a 12 minuti
- Area di rilevamento: Circa 8 m
- Angolo di rilevamento: Fino a 110°
- Regolazione dell'illuminazione: Da ~5 to ~200 lux
- Numero di connettori: 4; 1x N, 1x L, 1x Uscita (L'), 1x Ingresso controllato (S)
- Opzione ingresso controllato: Sì. Collegamento del segnale di tensione principale (230 V~) al morsetto S.
- Facoltativo: »Zero Crossing« (commutazione dell'interruttore quando la tensione passa per 0 V)
- Consumo di energia nello stato OFF/ON Corrisponde allo standard: 0,3 W / 0,6 W EN 60669-2-1:2004 + A1:2009 + A12:2010 EN 60669-1:2018

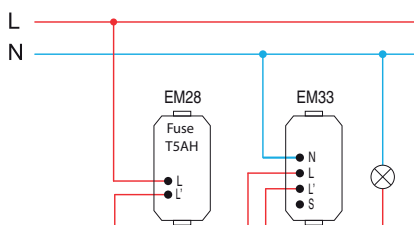


SENSOR SWITCH 5A 230V~ 1M

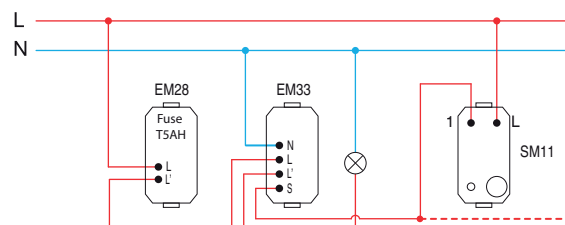
- Supply voltage: 230 V~, 50Hz
- Output: Relay 5 A / 230 V~, 50 Hz
- Wire cross section: 0.75 - 2.5 mm²
- Operating temperature: 0 to + 40 °C
- Storage temperature: -5 to + 60 °C
- Functions: Night switch, Motion detection switch, Presence Detection Switch
- Programme indication: Mark on front cover
- Number of keys/controls: 3
- Operation Type of Key/Control: Rotation
- Adjusting the output activation time: From approx. 10 sec to 12 minutes
- Detection Area: Approximately 8 m
- Detection angle: Up to 110°
- Illumination adjustment: From ~5 to ~200 lux
- Number of connectors: 4; 1x N, 1x L, 1x Output (L'), 1x Controlled input (S)
- Controlled input option: Yes. Connection of the main voltage signal (230 V~) to terminal S.
- Optional: "Zero Crossing" (switching the switch when the voltage passes through 0 V)
- Power consumption in the OFF/ON state Corresponds to the standard: 0.3 W / 0.6 W EN 60669-2-1:2004 + A1:2009 + A12:2010 EN 60669-1:2018



EM31 / EM32

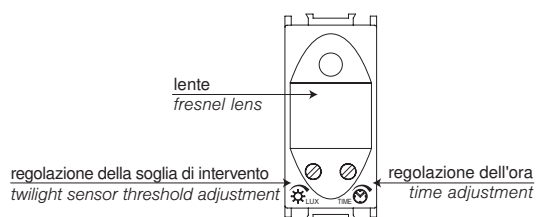


EM33

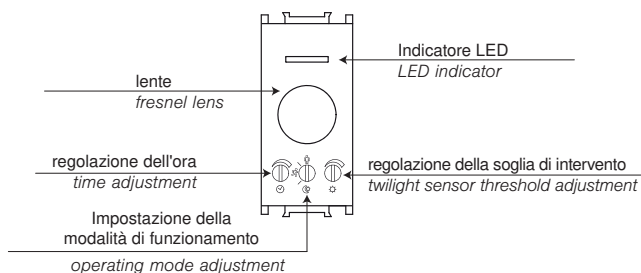


EM33 + SM11

EM31 / EM32



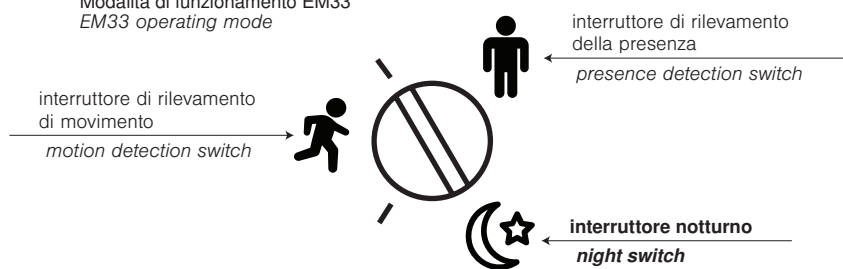
EM33



regolazione di rilevamento e del tempo di illuminazione /
time and twilight adjustment

	EM31 / EM32	EM33	EM31 / EM32	EM33
	~ 5 LUX	~ 5 LUX	~ 200 LUX	~ 200 LUX
	~ 5 s	~ 10 s	~ 12 min	~ 12 min

Modalità di funzionamento EM33
EM33 operating mode



tipo di carichi
types of load

		1	2	3	4	5	6	7	8	9	10
							cos fi=0.6				
EM31 EM32 EM33	min.	1 W	1 W	—	1 VA	—	—	1 W	1 W	1 VA	1 VA
EM31 EM32	max.	800 W	800 W	5 A	6x20 VA	—	—	6x36 W	4x36 W	6x23 VA	6x20 VA
EM33	max.	1000 W	1000 W	5 A	650 VA	650 VA	2 A	—	—	100 VA	100 VA

1 - lampada ad incandescenza /
incandescent lamp

3 - elemento riscaldante resistivo /
resistive heating element

5 - trasformatore classico /
classical transformer

7 - tubo fluorescente (versione 1) /
fluorescent tube (version 1)

2 - lampada alogena 220V /
halogen lamp

4 - trasformatore elettronico /
electronic transformer

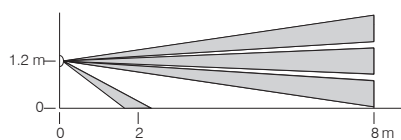
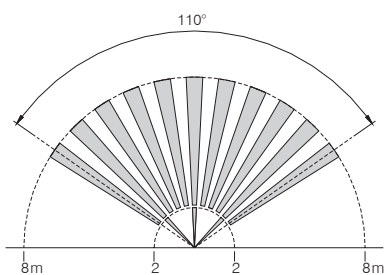
6 - motore /
motor

8 - tubo fluorescente (versione 2) /
fluorescent tube (version 2)

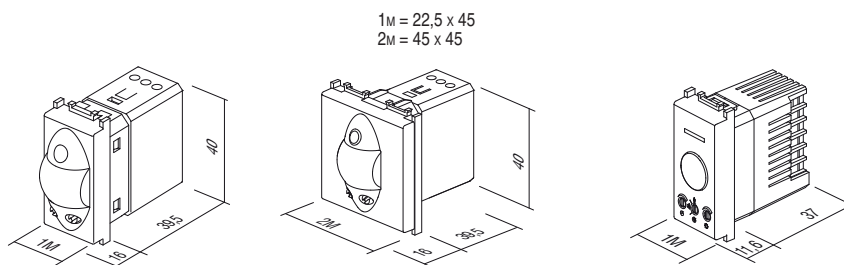
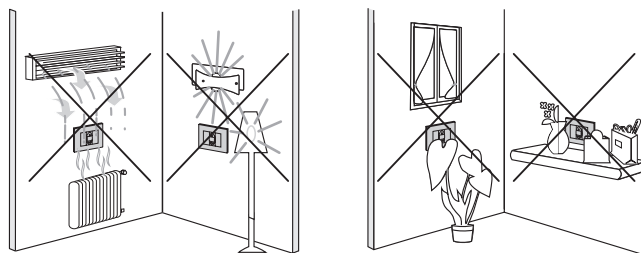
9 - lampada CFL a basso consumo /
energy saving CFL lamp


10 - lampada LED /
LED lamp

zone di rilevamento /
detection range



avvertenze /
attention





- EM38PW
- EM38MW
- EM38SB
- EM38AT
- EM38ES
- EM38IW

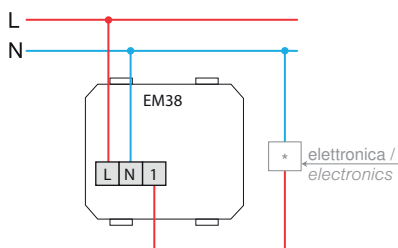
TERMOSTATO PER RISCALDAMENTO 5(2) A 230 V~ 2M

- modalità di funzionamento: riscaldamento
- alimentazione: 230 VAC, 50 Hz
- tensione di impulso: 4 kV
- consumo energetico: < 0.5 W
- uscita: 2 A (max. 5 A); 230 VAC, 50 Hz
- uscita di commutazione: NO (max. 10 attuatori)
- campo di regolazione: +5°C a +30°C
- protezione antigelo: +5°C
- isteresi: 0.5 K
- protezione: IP30
- tipo di sensore: bimetallico
- tipo di connessione elettrica: connettori caricati a molla
- tipo di conduttori: 0.75 - 1.5 mm² (anima flessibile); 1.0 - 2.5 mm² (anima solida)
- rispetta la direttiva DIN EN 60730



HEATING THERMOSTAT 5(2)A 230V~ 2M

- operation mode: heating
- power supply: 230 V~, 50 Hz
- voltage pulse: 4 kV
- energy consumption: < 0.5 W
- output: 2 A (max. 5 A); 230 V~, 50 Hz
- switching output: NO (max. 10 actuators)
- regulation range: +5°C to +30°C
- frost protection: +5°C
- hysteresis: 0.5 K
- protection: IP30
- sensor type: Bimetal
- type of electrical connection: Spring-loaded contacts
- type of conductors: 0.75 - 1.5 mm² (flexible-stranded core); 1.0 - 2.5 mm² (solid core)
- in compliance with Directive DIN EN 60730



TERMOSTATO RISCALDAMENTO/RAFFREDDAMENTO 3(1,5) A 230 V~ 2M



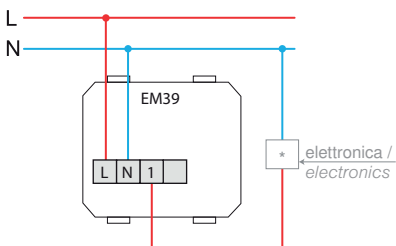
- EM39PW
- EM39MW
- EM39SB
- EM39AT
- EM39ES
- EM39IW

- modalità di funzionamento: raffreddamento/riscaldamento
- alimentazione: 230 VAC, 50 Hz
- tensione di impulso: 4 kV
- consumo energetico: < 0.5 W
- uscita: 1.5 A (max. 3 A); 230 VAC, 50 Hz
- uscita di commutazione: interruttore per selezionare la modalità (max. 5 attuatori)
- campo di regolazione: +5°C a +30°C
- protezione antigelo: +5°C
- isteresi: 0.5 K
- protezione: IP30
- tipo di sensore: bimetallico
- tipo di connessione elettrica: connettori caricati a molla
- tipo di conduttori: 0.75 - 1.5 mm² (anima flessibile); 1.0 - 2.5 mm² (anima solida)
- rispetta la direttiva DIN EN 60730

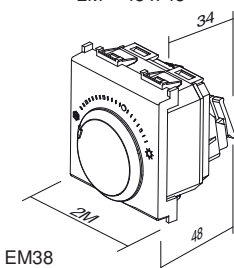


HEATING/COOLING THERMOSTAT 3(1.5)A 230V~ 2M

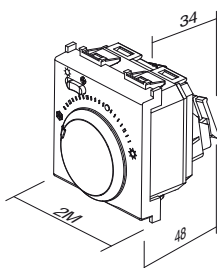
- operation mode: cooling/heating
- power supply: 230 V~, 50 Hz
- voltage pulse: 4 kV
- energy consumption: < 0.5 W
- output: 1 A (max. 3 A); 230 V~, 50 Hz
- switching output: mode selector switch (max. 5 actuators)
- regulation range: +5°C to +30°C
- frost protection: +5°C
- hysteresis: 0.5 K
- protection: IP30
- sensor type: Bimetal
- type of electrical connection: Spring-loaded contacts
- type of conductors: 0.75 - 1.5mm² (flexible-stranded core); 1.0 - 2.5 mm² (solid core)
- in compliance with the Directive DIN EN 60730



2M = 45 x 45




EM38




EM39

SUPPORTO CON VITI PER TERMOSTATI FANTINI COSMI 3M



NM39

- supporto con viti per termostati Fantini Cosmi 3M
- adatto all'uso con termostati giornalieri Fantini Cosmi per modelli CH121 e CH123
- adatto all'uso con termostati settimanali Fantini Cosmi per modelli CH141A e CH143A
- installazione in scatole rettangolari di dimensione 3M
- adatto all'utilizzo con placche PURE, Line, Soft



MOUNTING FRAME WITH SCREWS FOR FANTINI COSMI THERMOSTATS 3M

- mounting frame with screws for Fantini Cosmi thermostats 3M
- suitable for use with Fantini Cosmi daily thermostats models CH121 and CH123
- suitable for use with Fantini Cosmi weekly thermostats models CH141A and CH143A
- for mounting in rectangular boxes 3M
- suitable for assembling with cover plates PURE, Line, Soft

INTERRUTTORE A SCHEDA 16 A / 230 V~, 50 Hz 3M

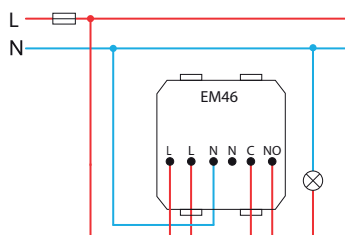
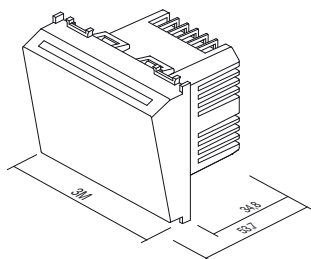


- EM46PW
- EM46MW
- EM46SB
- EM46AT
- EM46ES
- EM46IW



CARD SWITCH 16 A / 230 V~, 50 Hz 3M

- Tensione di alimentazione: 230 V~, 50 Hz
- Uscita: Relè 16 A / 230 V~, 50 Hz
- Sezione utile dei cavi: 0,75 – 4,0 mm²
- Temperatura di funzionamento: da 0°C a +40°C
- Temperatura di conservazione: da -5°C a +60°C
- Funzione: Interruttore a scheda con spegnimento ritardato
- Ritardo di spegnimento: ~ 23 s
- Numero di connessioni: 6; 2 N, 2 L e 2 uscite (C e NO)
- Consumo nello stato OFF/ON: 0,5 W/1,2 W



INTERRUTTORE A SCHEDA PER RISPARMIO ENERGETICO RF HF 13,56MHz 3M



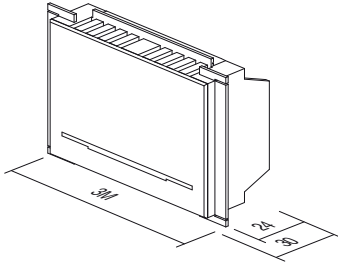
■ EM44BK

- interruttore elettronico a scheda per scheda RFID ISO
- alimentazione dall'unità relè EM49 attraverso il cavo con connettori RJ12
- uscita per collegamento con unità relè EM49
- ritardo di spegnimento "main power" all'estrazione della scheda 15-20 s
- ritardo di spegnimento "HVAC" all'estrazione della scheda con la porta del balcone o finestra aperta - 1 min
- conforme a EN 61000-6-1
- scheda non inclusa
- non idoneo al controllo dell'accesso



ENERGY SAVER CARD SWITCH RF HF 13,56MHz 3M

- electronic card switch for RFID ISO card
- supply from relay unit EM49 through cable connectors RJ12
- output to be connected to relay output unit EM49
- 15-20s "main power" switch off delay with card withdrawal
- 1 min "HVAC" switch off delay with card withdrawal when balcony doors or windows opened
- in accordance with EN 61000-6-1
- card is not included
- not for access control




SCHEDA ISO

EM47


- scheda ISO
- per l'utilizzo con interruttore a scheda EM46
- dimensione 85x54 mm

CARD ISO

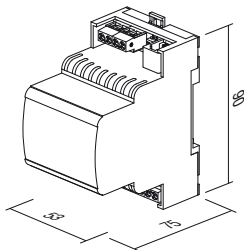
- ISO card
- for combination with card switch EM46
- size: 85x54 mm



UNITÀ RELÈ PER INTERRUTTORE A SCHEDA 2X16A 250V~



EM49



- unità relè per interruttori a scheda EM44
- alimentazione 230V~ 50 Hz
- conforme a EN 61000-6-1
- montaggio su guide DIN 35 mm, 3MU
- entrate e uscite relativamente all'installazione: in una o in due camere

ENERGY SAVER CONTROL UNIT 2x16A 250V~

- relay unit for card switches EM44
- supply voltage 230V~ 50Hz
- in accordance with EN 61000-6-1
- mounting on DIN rail 35mm, 3MU
- input and output depending on implementation: single or double room



PARTITORE SPL-1



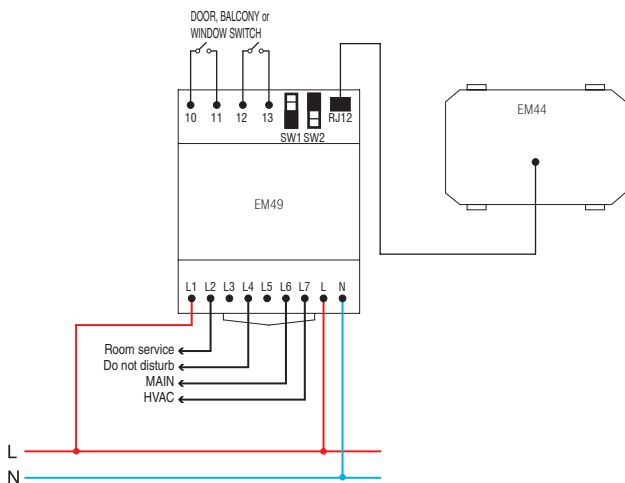
EM45

- per collegamento di due interruttori a scheda EM444 con unità relè EM49
- connettore di comunicazione RJ12
- dimensione 37 x 30 x 27 mm

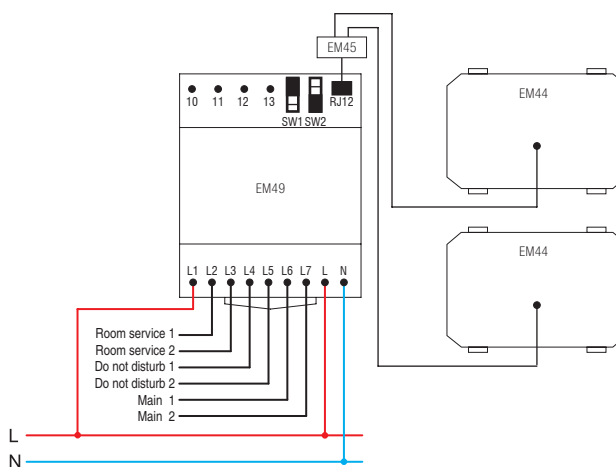
SPLITTER SPL-1

- used to connect two peripheral modules EM44 to relay unit EM49
- communication connector RJ12
- size: 37 x 30 x 27 mm

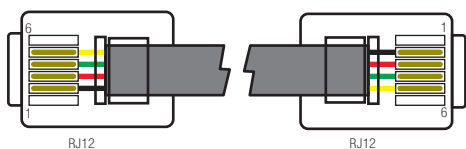
schema di collegamento per funzionamento in una camera / wiring diagram for single room implementation




schema di collegamento per funzionamento in due camere / wiring diagram for double room implementation



cavo di collegamento RJ12 tra EM44 e EM49 / connection cable RJ12 between EM44 and EM49



PRESA PER RASOIO 230V~/120V~ 3M



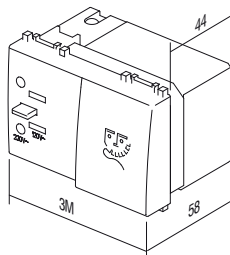
- EM60PW
- EM60MW
- EM60SB
- EM60AT
- EM60ES
- EM60IW

- presa per rasoio con trasformatore di separazione 20VA
- entrata: 230V~ 50-60Hz
- uscita:
- 230V~ per spina EURO 2P 2.5A o
- 120V~ per spina americana 2P 15A
- classe di protezione III
- conforme a EN 61558-2-5

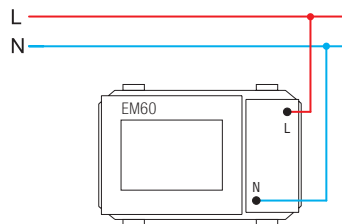


SOCKET SHAVER 230V~/120V~ 3M

- shaver supply unit with isolating transformer 20VA
- supply: 230V~ 50-60Hz
- output:
- 230V~ for 2P 2.5A Europlug or
- 120V~ for 2P 15A American plug
- Class II
- in accordance with EN 61558-2-5




3M = 67,5 x 45



EM57

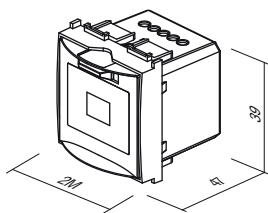
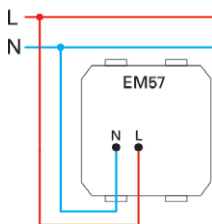
LAMPADA DI EMERGENZA A LED 230V~ 50Hz 0,5W, NiMH 2h 2M

- lampada LED di emergenza
- Possibilità di utilizzare EM57 come lampada a mano (meccanismo di estrazione)
- alimentazione: 230V ~ 50Hz 1xLED 0.5W,
- batteria NiMH 3,6V 140 mAh sostituibile
- autonomia 2h, carica 36h
- classe di protezione III
- conforme a EN60598-1, EN60598-2-2, EN62471, EN55015:2006, EN61547



LED EMERGENCY LIGHT 230V~50Hz, 0.5W, NiMH 2h 2M

- emergency LED lamp
- option to use it as a hand lamp (pull-out mechanism)
- supply voltage 230V~50Hz, 1xLED 0.5W
- NiMH accumulator 3,6V 140mAh, replaceable
- autonomy 2h, charging 36h
- class device II
- in accordance EN60598-1, EN60598-2-2, EN62471, EN55015:2006, EN61547





□ EM55

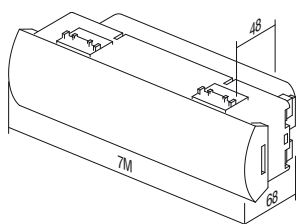
LAMPADA DI EMERGENZA A LED 250V~ 0,9W, NiCd 3h 7M

- lampada LED di emergenza
- alimentazione: 250V ~ 50Hz 3xLED 0.3W, 10000mcd, 6500K
- batteria NiCd 4,8V 400 mAh sostituibile
- autonomia 3h, carica 24h
- classe di protezione III
- conforme a EN 60598-1, EN 60598-2-2, EN 60598-2-22




LED EMERGENCY LIGHT 250V~ 0.90W, NiCd 3h 7M

- emergency LED lamp
- supply voltage 250V~ 50Hz 3x LED 0,3W, 10000mcd, 6500K
- NiCd accumulator 4,8V 400 mAh, replaceable
- autonomy 3h, charging 24h
- Class II
- in accordance with EN 60598-1, EN 60598-2-2, EN 60598-2-22

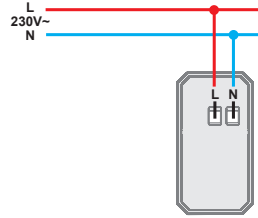
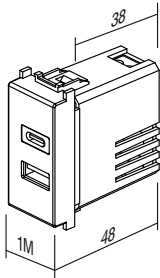


7M = 157 X 45





- EM69PW
- EM69MW
- EM69SB
- EM69AT
- EM69ES
- EM69IW



CARICATORE USB PD 20 W

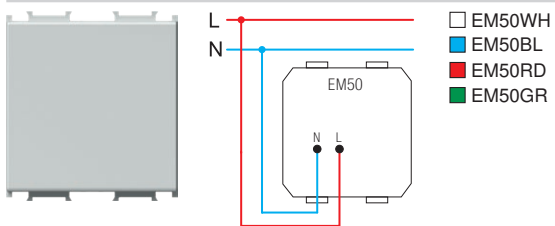
- Alimentatore USB con alimentazione fino a 20 W.
 - per la ricarica di dispositivi elettronici tramite una porta USB standard (compatibile anche con i dispositivi Apple)
 - alimentazione: 100-230 V~ 50/60 Hz
 - consumo durante il funzionamento: 420 mA a 100 V AC/220 mA a 230 V AC
 - consumo di energia in modo veglia: <100 mW a 230 V~
 - potenza in uscita: 20 W max
- Uscita:
- USB Tipo-C: 5,0 V DC 3,0A; 9,0 V DC 2,2 A; 12,0 VDC 1,67 A (PD 20W)
 - USB tipo A: 5,0 V DC 3,0 A; 9,0 VDC 2,0 A; 12,0 V DC 1,5 A (QC 18 W)
 - USB A+C: 5 V DC 3 A
 - tipo di connettore: 1 x USB A; 1 x USB C
 - efficienza media in modalità attiva: 86%
 - efficienza al carico minimo (10%): 81%
 - temperatura di funzionamento: 0° C/+ 45° C (uso interno)
 - classe di protezione IP: IP20, solo per uso interno
 - apparecchio di classe II
 - protezione contro la sovratensione (EN 60364-4-44): classe III
 - fissaggio dei conduttori con vite max. 2,5 mm2
 - dispositivo di sezionamento: distanza fra i contatti di almeno 3mm
 - non adatto all'installazione in scatole della profondità di 45 mm e custodie CUBO IP20
- Conforme a:
- Directive: BT, EMC, RoHS, ErP
 Standard: EN IEC 62368-1, EN 55032, EN55035, EN IEC 61000-3-2, EN 61000-3-3, EN 50563, EN IEC 63000
 Regolamenti aggiuntivi: (UE) n. 2019/1782 REACH, n. 1907/2006 – Art. 33. Il prodotto può contenere tracce di piombo.



USB POWER SUPPLY UNIT PD 20W

- 20 W USB power delivery power supply unit
 - for charging of electronic devices via a standard USB port (also compatible with Apple devices)
 - power supply: 100-230V~ 50/60Hz
 - power consumption: 420mA at 100V~/220mA at 230V~
 - standby power consumption: <100mW at 230V~
 - Output power: 20 W Max
 - Output:
 - USB tip C: 5.0 VDC 3.0A; 9.0 VDC 2.2 A; 12.0 VDC 1.67 A (PD 20W)
 - USB tip A: 5.0 VDC 3.0A; 9.0 VDC 2.0 A; 12.0 VDC 1.5 A (QC 18W)
 - USB A+C: 5 VDC 3A
 - connector type: 1x USB A; 1x USB C
 - average efficiency in active mode: 86%
 - efficiency with low load (10%): 81%
 - operating temperature: 0°C/+45°C (indoor use)
 - IP protection class: IP20, indoor use only
 - class device II
 - overvoltage category (EN 60364-4-44): Class III
 - screw contacts: max. 2.5 mm²
 - device with a contact gap of at least 3mm
- Conformity:
- Directive: BT, EMC, RoHS, ErP
 Standards: EN IEC 62368-1, EN 55032, EN55035, EN IEC 61000-3-2, EN 61000-3-3, EN 50563, EN IEC 63000
 External power supplies regulation: (EU) n. 2019/1782 REACH, n. 1907/2006 – art.33. The product may contain traces of lead.

UNITÀ AMBIENTALE A LED MONOCOLORE 250V~ 0,8W 2M



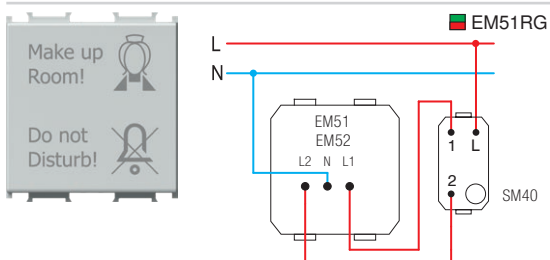
- lampada LED per l'illuminazione di scale o corridoi
- alimentazione: 230V~ 50Hz 0,8W, 6500K
- classe di protezione III
- conforme a EN 60598-1
- utilizzabile anche come luce d'orientamento o di segnalazione con possibilità di stampa laser di grafica a piacimento

LED AMBIENT UNIT MONOCOLOUR 250V~ 0,8W 2M

- step marker LED unit
- supply voltage 230V~ 50Hz 0,8W, 6500K
- Class II
- in accordance with EN 60598-1
- optional usage for directional signalization with customized laser printing on diffuser



LAMPADA A LED BICOLORE 250V~ 2x0,4W 2M



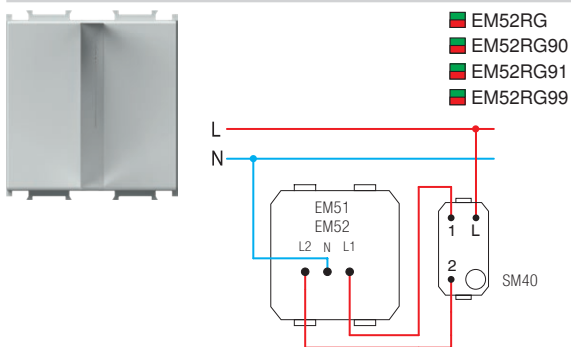
- lampada LED di segnalazione bicolore (rosso/verde)
- alimentazione: 230V ~ 50Hz 2x0,4W, 6500K
- classe di protezione III
- conforme a EN 60598-1
- contiene la stampa grafica come nella foto
- possibilità di stampa laser di qualsiasi grafica desiderata

LED LAMP DUAL COLOR 250V~ 2x0,4W 2M

- signaling dual color (red/green) LED lamp
- supply voltage 230V~ 50Hz 2x0,4W, 6500K
- Class II
- in accordance with EN 60598-1
- diffuser includes graphics as shown
- possible customized laser printing on diffuser



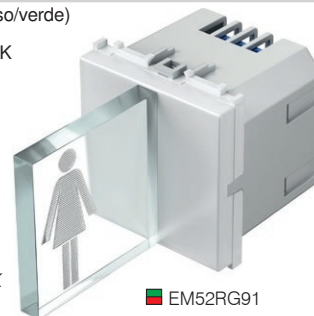
LAMPADA A LED 3D BICOLORE 250V~ 2x0,4W 2M



- lampada LED di segnalazione bicolore (rosso/verde) con simbolo 3D
- alimentazione: 230V ~ 50Hz 2x0,4W, 6500K
- classe di protezione III
- conforme a EN 60598-1
- possibilità di stampa di qualsiasi grafica su ordinazione
- 90 simbolo maschile, 91 simbolo femminile, 99 simbolo su ordinazione

LED LAMP 3D DUAL COLOR 250V~ 2x0,4W 2M

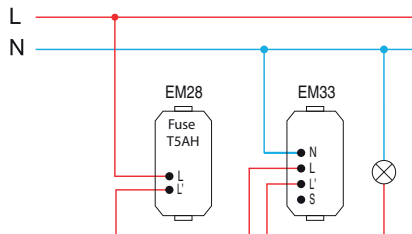
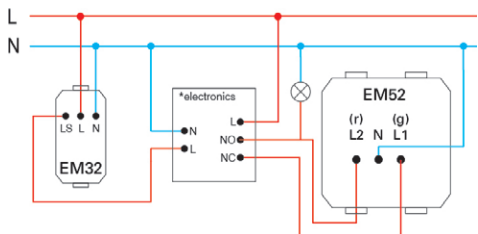
- signalling LED lamp, dual color (red/green) with 3D symbol
- supply voltage 230V~ 50Hz 2x0,4W, 6500K
- class II
- in accordance with EN 60598-1
- possible customized graphics on request
- 90 male symbol, 91 female symbol, 99 symbol on request



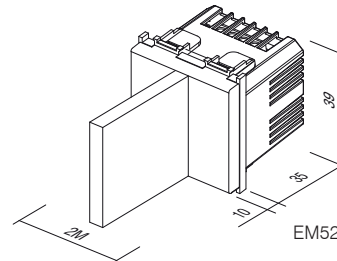
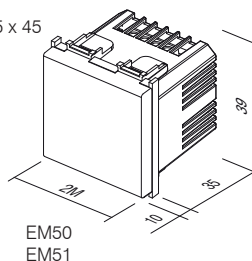
EM52RG91




EM52RG90



2M = 45 x 45





- EM71PW
- EM71MW
- EM71SB
- EM71AT
- EM71ES
- EM71IW

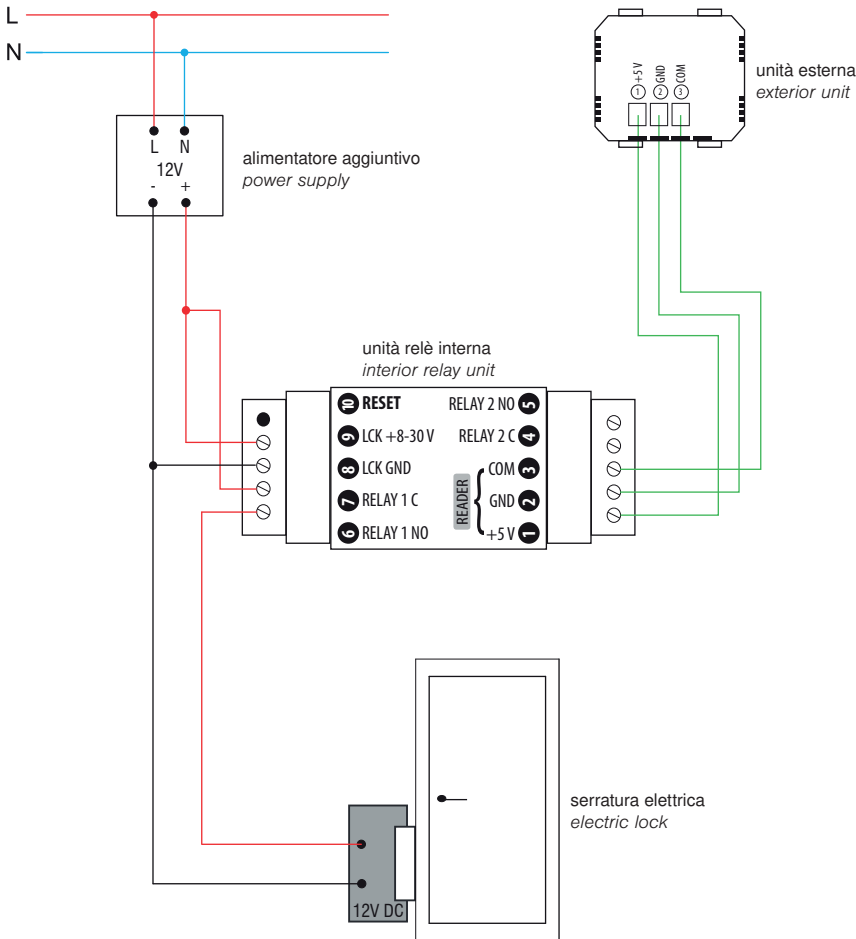
INTERRUTTORE A IMPRONTA DIGITALE BIOPASS 2M

- Interruttore a impronta digitale con unità relè interna e alimentatore in dotazione
- Capacità: 500 impronte digitali
- Gestione semplice tramite l'app mobile X-Manager
- Tensione di alimentazione: 8-30 V - DC o AC (alimentatore incluso)
- Sensore capacitivo
- 2 relè di uscita
- Massima tensione/corrente sul relè: 40 V/3 A 40 V/3 A
- Tempo di attivazione del relè: 1-10 sec
- Massima corrente: 3,6 W
- Collegamento criptato a 256 bit tra l'interruttore e l'unità relè interna
- Il set include il supporto NM24 e la placca decorativa OS20.




FINGERPRINT SWITCH BIOPASS 2M

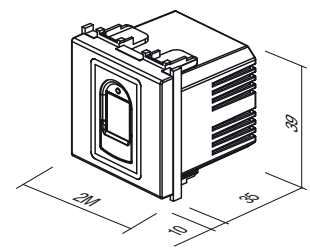
- fingerprint switch with included internal relay unit and power supply
- capacity: 500 fingerprints
- easy management via X-Manager mobile app
- power supply voltage: 8-30V - DC or AC (power supply included)
- capacitive sensor
- 2 output relays
- maximum voltage/current on relay: 40V/3A
- relay triggering time: 1-10 sec
- maximum power: 3.6W
- 256-bit encrypted link between switch and internal relay unit
- Set also includes NM24 mounting frame and OS20 decorative cover plate.



X-Manager app



unità esterna
exterior unit






- EM82PW
- EM82MW
- EM82SB
- EM82AT
- EM82ES
- EM82IW




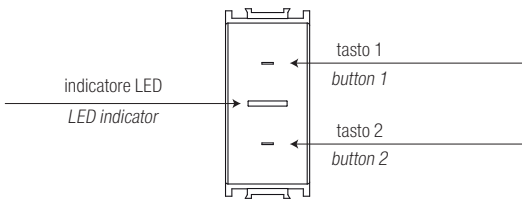
INTERRUTTORE A TEMPO MULTI-FUNZIONALE EM82

- Tensione di alimentazione: 230 V~, 50Hz
- Uscita: Relè 16 A / 250 V~, 50Hz
- Sezione utile dei cavi: 0,75 – 4.0 mm²
- Temperatura di esercizio: 0 a+40 °C
- Temperatura di conservazione: -5 a +60 °C
- Funzioni: **Timer, Relè (interruttore controllato), Interruttore, Pulsante**
- Indicazioni di programma / stato: RGB LED
- Numero di tasti: 2
- Tipo di funzionamento del tasto: Capacitivo
- Numero di connessioni: 6 - 2x N, 2x L, 1x Uscita (L'), 1x Entrata controllata (S)
- Opzione di entrata controllata: Sì. Collegamento del segnale della tensione di rete (230 V~) al morsetto S.
- Funzionamento «zero crossing» implementato (commutazione dell'interruttore al passaggio della tensione attraverso 0 V)
- Consumo energetico in stato OFF/ON: 0.3 W / 1.0 W
- L'interruttore EM82 NON È ADATTO all'installazione in scatole a incasso con profondità di 45 mm e custodie CUBO IP20.
- L'interruttore è destinato all'uso in ambienti interni protetti dall'umidità.

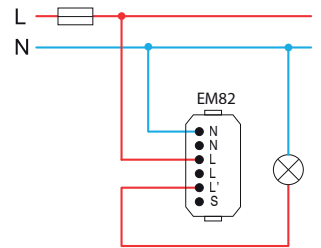


MULTIPURPOSE TIMER SWITCH EM82

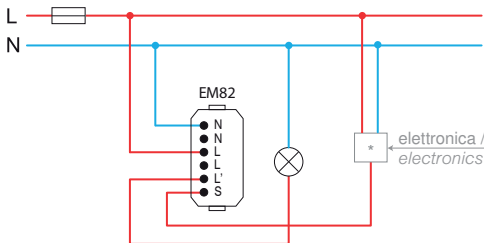
- Supply voltage: 230 V~, 50Hz
- Output: Relè 16 A / 250 V~, 50Hz
- Wire cross section: 0,75 – 4.0 mm²
- Operating temperature: 0 to + 40 °C
- Storage temperature: -5 to + 60 °C
- Functions: **Timer, Relay (controlled switch), Switch, Push button**
- Program/status indication: RGB LED
- Number of buttons: 2
- Push button operation type: Capacitive
- Number of ports: 6 - 2x N, 2x L, 1x Output (L'), 1x Controlled input (S)
- Controlled input option: Yes. Connection of the main voltage signal (230 V~) to terminal S.
- Implemented "zero crossing" operation (switching the switch when the voltage passes through 0 V)
- Power consumption in the OFF / ON state: 0.3 W / 1.0 W
- The EM82 switch is NOT SUITABLE for installation in concealed boxes with a depth of 45 mm and CUBO IP20 housing.
- The switch is intended for indoor use, protected from moisture.



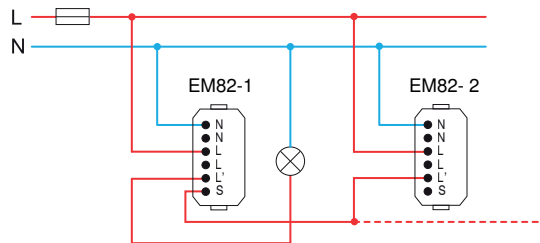
- N Conduttore neutro
- L Conduttore di fase
- L' Uscita (fase controllata)
- S Segnale di controllo in ingresso (230 V~)



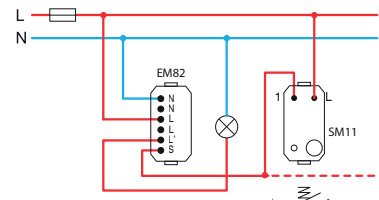
EM82 is in a SWITCH or a TIMER mode



EM82 is in a RELAY mode



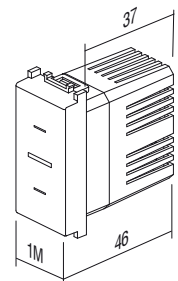
EM82-1 is in a SWITCH or a TIMER mode
EM82-2 is in a PUSH BUTTON mode



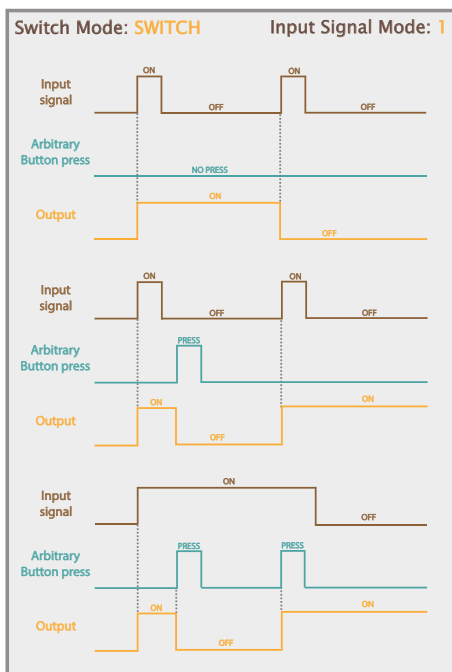
EM82 is in a SWITCH or a TIMER mode

	1	2	3	4	5	6	7	8
Max.	16 A	16 A	16 A	8 A	8 A	5 A	200 VA	200 VA

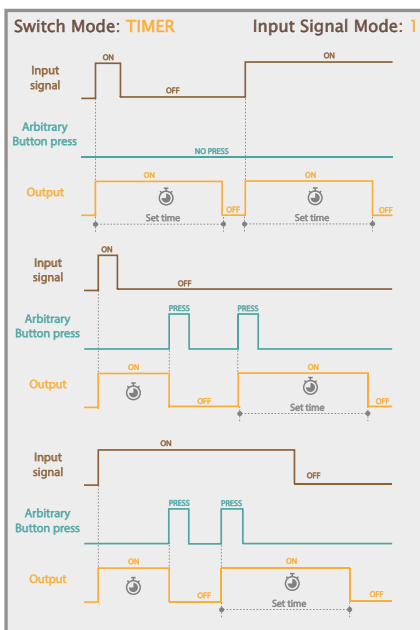
- 1 - incandescent lamp
- 2 - halogen lamp
- 3 - resistive heating element
- 4 - electronic transformer
- 5 - classical transformer
- 6 - motor
- 7 - energy saving CFL lamp
- 8 - LED lamp



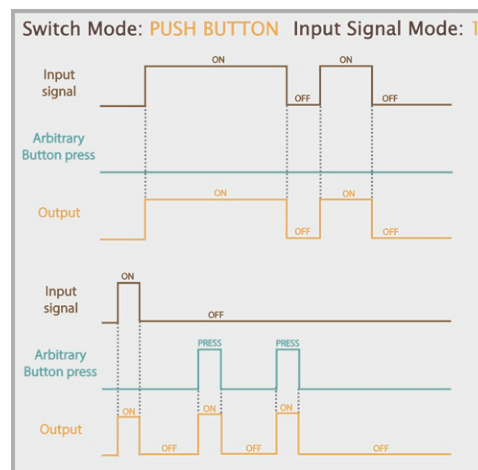
Operation of the control signal S – MODE 1



Display of the operation of the external signal S and buttons in the SWITCH operating mode and external signal in MODE 1

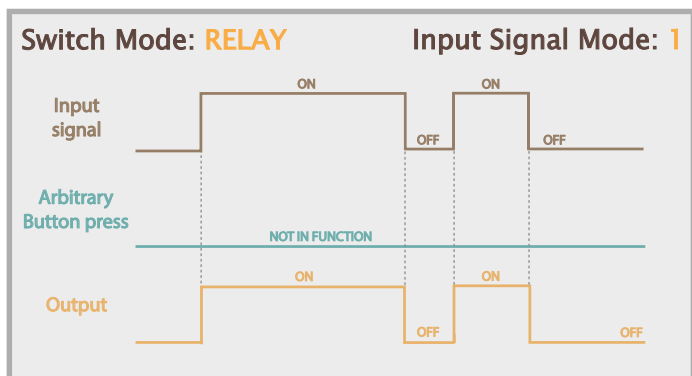


Display of the operation of the external signal S and buttons in the TIMER operating mode and external signal in MODE 1

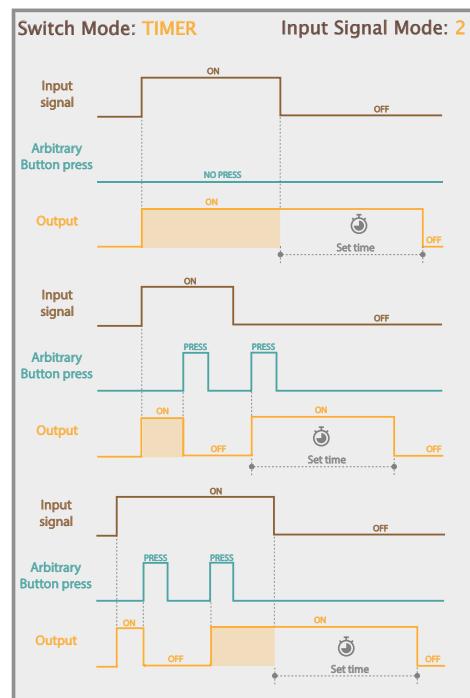


Display of the operation of the external signal S and buttons in the PUSH BUTTON operating mode and external signal in MODE 1

OPERATION OF THE CONTROL SIGNAL S – MODE 2

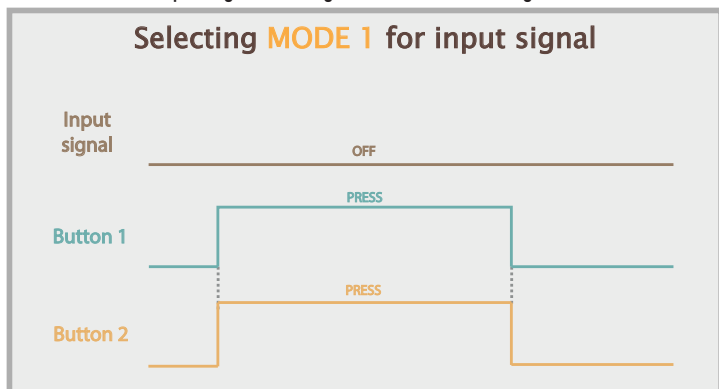


Display of the operation of the external signal S and buttons in the RELAY operating mode and external signal in MODE 1

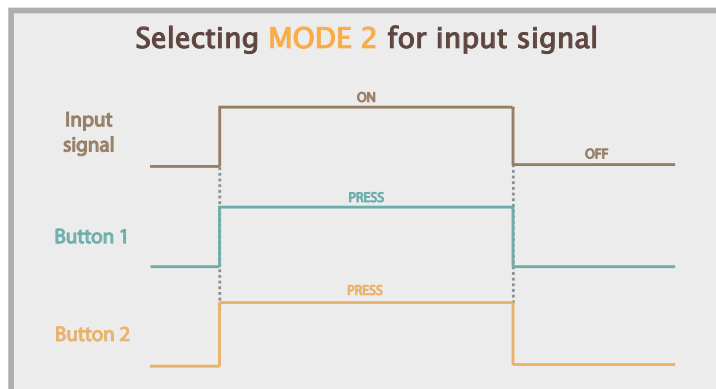


Display of the operation of the external signal S and buttons in the TIMER operating mode and external signal in MODE 2

Operating mode settings of the external control signal S




Setting the operating mode of the input signal S for MODE 1



Setting the operating mode of the input signal S for MODE 2

RONZATORE 8VA 230V~ 1M



- EM90PW
- EM90MW
- EM90SB
- EM90AT
- EM90ES
- EM90IW


- ronzatore di segnalazione
- la lunghezza del suono è uguale alla lunghezza della pressione sul pulsante
- alimentazione: 230V ~ 50Hz 8VA

BUZZER 8VA 230V~1M

- signal buzzer
- the sound emission has the same lasting time as the control operation
- supply voltage 230V~ 50Hz 8VA



RONZATORE 8VA 230V~ 1M



- EM91PW
- EM91MW
- EM91SB
- EM91AT
- EM91ES
- EM91IW


- ronzatore di segnalazione
- la lunghezza del suono è uguale alla lunghezza della pressione sul pulsante
- alimentazione: 230V ~ 50Hz 8VA

BUZZER 8VA 12V~1M

- signal buzzer
- the sound emission has the same lasting time as the control operation
- supply voltage 12V~ 50Hz 8VA



SUONERIA 8VA 230V~ 1M




- EM92PW
- EM92MW
- EM92SB
- EM92AT
- EM92ES
- EM92IW

- suoneria di segnalazione
- la lunghezza del suono è uguale alla lunghezza della pressione sul pulsante
- alimentazione: 230V ~ 50Hz 8VA

BELL 8VA 230V~1M

- signal bell
- the sound emission has the same lasting time as the control operation
- supply voltage 230V~ 50Hz 8VA






- EM93PW
- EM93MW
- EM93SB
- EM93AT
- EM93ES
- EM93IW

SUONERIA 8VA 12V~1M

- suoneria di segnalazione
- la lunghezza del suono è uguale alla lunghezza della pressione sul pulsante
- alimentazione: 12V ~ 50Hz 8VA

BELL 8VA 12V~1M

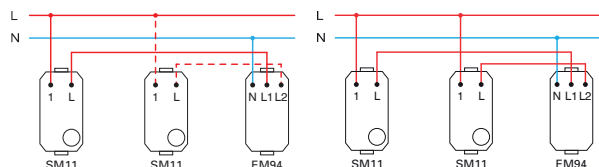
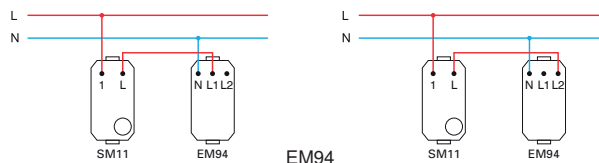
- signal bell
- the sound emission has the same lasting time as the control operation
- supply voltage 12V~ 50Hz 8VA



- EM94PW
- EM94MW
- EM94SB
- EM94AT
- EM94ES
- EM94IW

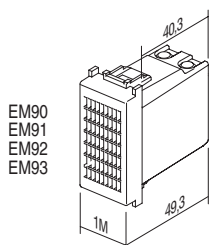
CAMPANELLO ELETTRONICO 230V~ 6mA rms 1M

- alimentazione 230 V~ 50/60 Hz
- consumo per melodia 1: 4,7 mA rms
- consumo per melodia 2: 5,9 mA rms
- livello sonoro per melodia 1: 90,5 dB
- livello sonoro per melodia 2: 86 dB
- temperatura di funzionamento: 0°C/45°C (uso interno)
- temperatura di conservazione: -20°C/50°C
- classe di protezione IP: IP20 (solo per uso interno)
- apparecchio di classe II
- categoria di sovratensione (EN62109): classe III
- morsetti a vite: max. 2,5 mm²
- dispositivo di sezionamento: distanza fra i contatti di almeno 3 mm
- il campanello deve essere protetto da un apposito interruttore esterno
- è conforme alle direttive EMC e LVD

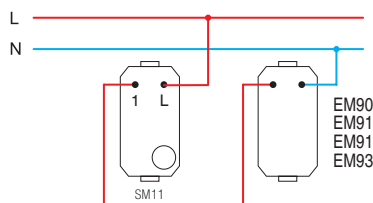


ELECTRONIC BELL 230V~ 6mA rms 1M

- power supply 230 V~ 50/60 Hz
- power consumption when playing melody 1: 4.7 mA rms
- power consumption when playing melody 2: 5.9 mA rms
- sound level of melody 1: 90.5 dB
- sound level of melody 2: 86 dB
- operating temperature 0°C/45°C (indoor use)
- storage temperature: -20°C /50°C
- IP protection class: IP20 (indoor use only)
- class device II
- overvoltage category (EN62109): Class III
- screw contacts: max. 2.5 mm²
- device with a contact gap of at least 3 mm
- an easily accessible cut-off switch must be installed upstream from bell
- complies with EMC & LVD directives



EM90
EM91
EM92
EM93



REGOLATORE DI VOLUME PER LA LINEA AUDIO 100V 35W 2M

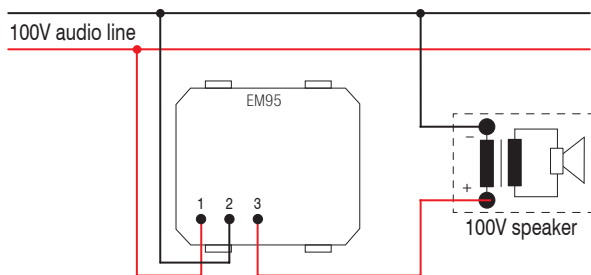


- EM95PW
- EM95MW
- EM95SB
- EM95AT
- EM95ES
- EM95IW

- regolatore di volume (attenuatore) per sistemi audio 100V
- potenza nominale 35W (max. 45W), 6 livelli di volume regolabili
- adatto a scatole profonde (min. 60 mm)
- non adatto all'installazione in scatole profonde 45 mm e in scatole esterne CUBO IP20
- solo per uso interno

VOLUME CONTROL 100V AUDIO LINE 35W 2M

- volume control (attenuator) for 100V audio systems
- power rating 35W (max.45W), 6 steps volume control
- suitable for boxes min. 60 mm deep
- not suitable for installation in 45 mm deep boxes and surface mount boxes CUBO IP20
- for indoor use only



REGOLATORE DI VOLUME PER OHM BASSI 4-8 Ω 35W 2M

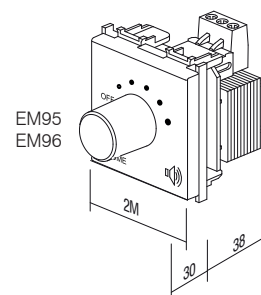
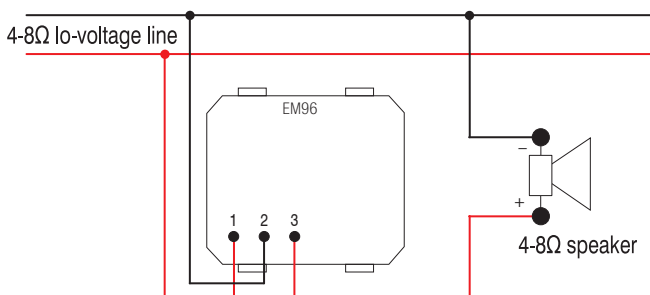


- EM96PW
- EM96MW
- EM96SB
- EM96AT
- EM96ES
- EM96IW

- regolatore di volume per uscite a bassa tensione 4-8 Ω 35W
- per connessione a dispositivi Hi-Fi
- potenza nominale 35W, 6 livelli di volume regolabili
- adatto a scatole profonde (min. 60 mm)
- non adatto all'installazione in scatole profonde 45 mm e in scatole esterne CUBO IP20
- solo per uso interno

VOLUME CONTROL 4-8 Ω 35W 2M


- volume control (attenuator) for low voltage outputs 4-8 Ω, 35W
- power rating 35W, 6 steps volume control
- suitable for boxes min. 60 mm deep
- not suitable for installation in 45 mm deep boxes and surface mount boxes CUBO IP20
- for indoor use only





tipo type	denominazione description	descrizione tecnica technical data	dimensione size	colore colour	caratteristica opzionale 1 optional data 1
CM10	SET DI 2 PRESE SCHUKO SOCKET SET 2x SCHUKO	2P+E 16A 250V~	4M	<input type="checkbox"/> PW bianco-lucido polar white	<input type="checkbox"/> OL placca LINE cover plate LINE
CM11	SET DI 3 PRESE SCHUKO SOCKET SET 3x SCHUKO	2P+E 16A 250V~	7M	<input type="checkbox"/> MW bianco opaco matte white	<input type="checkbox"/> OS placca SOFT cover plate SOFT
CM15	SET DI PONTICELLI COLORATE LINK WIRE SET	3x1.5mm ²	1M	<input checked="" type="checkbox"/> SB nero-opaco soft touch black	
⋮	⋮	⋮	⋮	<input checked="" type="checkbox"/> AT antracite anthracite	
⋮	⋮	⋮	⋮	<input type="checkbox"/> ES argento-opaco elox silver	
⋮	⋮	⋮	⋮	<input type="checkbox"/> IW beige-lucido ivory white	

SET DI 2 PRESE SCHUKO 2P+E 16A 250V~ 4M

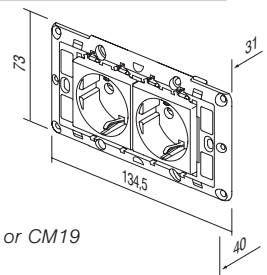


- CM10PW
- CM10ES


- set di 2 prese Schuko VM10 2P+T 16A 250V~
- prese precablate attraverso ponticelli CM16
- con supporto 4M senza viti
- per fissare i supporti utilizzare viti CM17, CM18 o CM19
- fissaggio dei conduttori con viti di serraggio 1.5-2.5 mm²
- conforme a IEC 60884-1, CEE7

SOCKETS SET 2x SCHUKO 2P+E 16A 250V~ 4M

- socket set 2x schuko VM10 2P+E 16A 250V~
- prewired with link wires CM16
- with mounting frame 4M without screws
- for mounting frame fixing use screws CM17, CM18 or CM19
- screw contacts 1.5-2.5 mm²
- in accordance with IEC-60884-1, CEE7



SET DI 3 PRESE SCHUKO 2P+E 16A 250V~ 7M

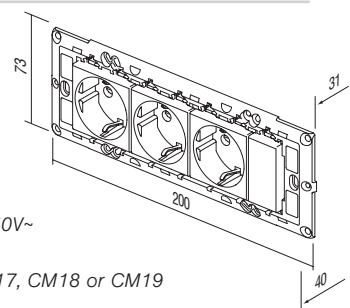


- CM11PW
- CM11ES

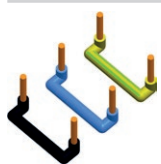
- set di 3 prese Schuko VM10 2P+T 16A 250V~
- prese precablate attraverso ponticelli CM16
- con supporto 7M senza viti
- per fissare i supporti utilizzare viti CM17, CM18 o CM19
- fissaggio dei conduttori con viti di serraggio 1.5-2.5 mm²
- conforme a IEC 60884-1, CEE7

SOCKETS SET 3x SCHUKO 2P+E 16A 250V~ 7M

- socket set 3x schuko VM10 2P+E 16A 250V~
- prewired with link wires CM16
- with mounting frame 7M without screws
- for mounting frame fixing use screws CM17, CM18 or CM19
- screw contacts 1.5-2.5 mm²
- in accordance with IEC-60884-1, CEE7



SET DI PONTICELLI COLORATE 3x1.5mm² 1M

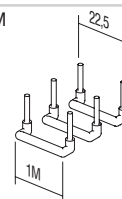


CM15

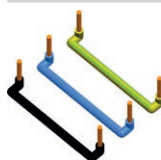
- set di ponticelli per il collegamento di due elementi di dimensioni 1M
- contiene 10 ponticelli nere, 10 ponticelli blu e 10 ponticelli giallo-verdi

LINK WIRE SET 3x1.5mm² 1M

- link wire set to connect two elements size 1M
- includes 10 black, 10 blue and 10 yellow/green wires



SET DI PONTICELLI COLORATE 3x2.5mm² 2M

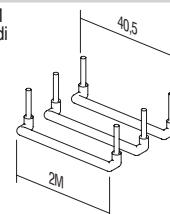


CM16


- set di ponticelli per il collegamento di due elementi di dimensioni 2M
- contiene 10 ponticelli nere, 10 ponticelli blu e 10 ponticelli giallo-verdi

LINK WIRE SET 3x2.5mm² 2M

- link wire set to connect two elements size 2M
- includes 10 black, 10 blue and 10 yellow/green wires



SET DI VITI 3,5



CM17

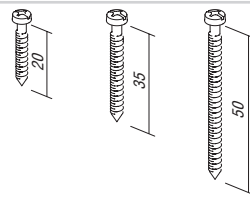
CM18

CM19

- set di viti per il fissaggio dei supporti dei sets NM32, NM40, NM41, NM70
- CM17 - l=20mm, 100pezzo
- CM18 - l=35mm, 50pezzo
- CM19 - l=50mm, 50pezzo

SCREW SET 3,5

- screw set for fixing mounting frames NM30, NM32, NM40, NM41, NM70
- CM17 - l=20mm, 100pcs
- CM18 - l=35mm, 50pcs
- CM19 - l=50mm, 50pcs



SET PER INTERRUTTORI CON TARGHETTA IP44 2M



- CM22PW
- CM22MW
- CM22SB
- CM22AT
- CM22ES
- CM22IW

- per l'installazione in ambienti umidi
- la protezione IP44 è garantita per tutti gli interruttori Modul
- gli interruttori e i pulsanti non sono inclusi nel set
- placca SOFT 2M con targhetta
- conforme a IEC 60669-1

SET SWITCHES WITH INSCRIPTION PLATE IP44 2M

- for usage in humid areas
- IP44 protection provides for all Modul switches
- switches and buttons are not part of the set
- include SOFT 2M cover plate with inscription plate and mounting fame
- in accordance with IEC 60669-1



SET PER PRESE CON TARGHETTA IP44 2M



- CM23PW
- CM23MW
- CM23SB
- CM23AT
- CM23ES
- CM23IW


- per l'installazione in ambienti umidi
- la protezione IP44 è garantita solo in combinazione con le prese dotate di coperchio (VM11, VM41)
- le prese non sono incluse nel set
- placca SOFT 2M con targhetta
- conforme a IEC 60884-1

SET SOCKETS WITH INSCRIPTION PLATE IP44 2M

- for usage in humid areas
- IP44 protection can be achieved only in combination with covered socket (VM11, VM41)
- sockets are not part of the set
- include SOFT 2M cover plate with inscription plate and mounting fame
- in accordance with IEC 60884-1



SET DA BAGNO 3x20A 250V~ 4M

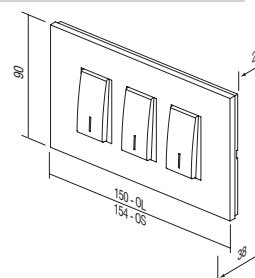


- CM25PWOL
- CM25IWOL
- CM25PWOS
- CM25IWOS

- set di interruttori 3xSM12 20A 250V~ con supporto e placca
- fissaggio dei conduttori con vite di serraggio 1.5-2.5mm² - conforme a EN 60669-1
- possibilità di fissaggio nelle scatole già installate con dimensioni di fissaggio 108-135 mm o in scatole di dimensione 4M
- altezza della placca: 90 mm

SWITCH SET FOR BATHROOM 3x20A 250V~ 4M

- switch set 3xSM12 20A 250V~ with mounting frame and cover plate
- screw contacts 1.5-2.5mm²
- in accordance with EN 60669-1
- universal solution for renovation on boxes with fixing dimensions 108-135mm or boxes 4M size
- cover plate height 90mm





- CM28PW
- CM28MW
- CM28SB
- CM28AT
- CM28ES
- CM28IW

SET DI INTERRUTTORI IP44 2M

- per l'installazione in ambienti umidi
- protezione IP44 garantita per tutti gli interruttori Modul
- gli interruttori e i tasti non fanno parte del set
- placca SOFT 2M senza targhetta
- conforme IEC 60669-1

SET SWITCHES IP44 2M

- for usage in humid areas
- IP44 protection provides for all Modul switches
- switches and buttons are not part of the set
- SOFT 2M cover plate without inscription plate
- in accordance with IEC 60669-1



- CM29PW
- CM29MW
- CM29SB
- CM29AT
- CM29ES
- CM29IW

SET PER PRESE IP44 2M


- per l'installazione in ambienti umidi
- la protezione IP44 è garantita solo in combinazione con la presa con coperchio (VM11, VM41)
- le prese non fanno parte del set
- placca SOFT 2M senza targhetta
- conforme IEC 60884-1

SET SOCKETS IP44 2M

- for usage in humid areas
- IP44 protection can be achieved only in combination with covered socket (VM11, VM41)
- sockets are not part of the set
- SOFT 2M cover plate without inscription plate
- in accordance with IEC 60884-1



SUPPORTO PER SET DA BAGNO 4M

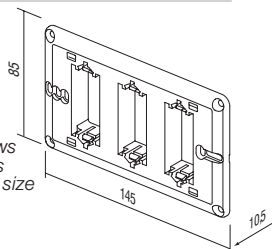


NM41

- supporto per set da bagno universale con viti
- possibilità di fissaggio nelle scatole rettangolari già installate con dimensioni di fissaggio 108-135 mm o in scatole di dimensione 4M
- conforme a EN 60669-1

MOUNTING FRAME BATHROOM SET 4M

- universal mounting frame for bathroom set with screws
- universal solution for mounting on rectangular boxes with fixing dimensions 108-135mm or boxes 4M size
- in accordance with EN 60669-1



PLACCA PER SET DA BAGNO LINE

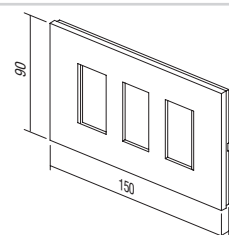


- OL41PW
- OL41MW
- OL41NB
- OL41IW
- OL41ES
- OL41SG
- OL41IB
- OL41AT
- OL41TI
- OL41SB

- placca decorativa per set da bagno LINE
- altezza 90 mm
- conforme a EN 60669-1

COVER PLATE LINE BATHROOM SET

- decorative cover plate bathroom set LINE
- height 90mm
- in accordance with EN 60669-1



PLACCA PER SET DA BAGNO SOFT

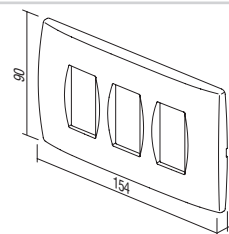


- OS41PW
- OS41MW
- OS41NB
- OS41IW
- OS41ES
- OS41SG
- OS41SB
- OS41WE
- OS41AT
- OS41TI


- placca decorativa per set da bagno SOFT
- altezza 90 mm
- conforme a EN 60669-1



COVER PLATE SOFT BATHROOM SET

- decorative cover plate bathroom set SOFT
- height 90mm
- in accordance with EN 60669-1



GAMMA ANTIBATTERICA MODUL



tipo type	denominazione description	dimensione size	colore colour	caratteristica opzionale 1 optional data 1
TM11	TASTO BUTTON	1M	<input type="checkbox"/> AW bianco antibatterico antibacterial white	 NT neutro neutral
TM21	COPRIFORO BLANK	1M		
VM10	PRESA SOCKET	2M		 IN indicatore indicator
.	.	.		
.	.	.		

PROGRAMMA ANTIBATTERICO MODUL

- gli interruttori e le prese sono quotidianamente esposti al contatto con un gran numero di persone e rappresentano pertanto un punto di sviluppo e di diffusione di batteri
- grazie alle sue proprietà antibatteriche naturali, l'argento costituisce già da tremila anni un disinfettante sicuro ed efficace, perfettamente naturale, sano e rispettoso dell'ambiente
- lo speciale additivo antibatterico di ioni d'argento fornisce una protezione a lungo termine, affidabile ed efficace contro lo sviluppo e la diffusione di batteri, microbi e funghi
- protezione antibatterica significa più igiene, pulizia e salute
- il programma antibatterico MODUL si adatta perfettamente all'impiego in tutti quei luoghi in cui le condizioni igieniche sono più difficili (ospedali, centri sanitari, strutture farmaceutiche, case di riposo, case di cura, laboratori, ristoranti, alberghi, aeroporti, stazioni degli autobus e ferroviarie, aree commerciali e negozi, istituzioni pubbliche, ...)
- i test di laboratorio sono stati condotti presso istituti indipendenti sulla base dei più elevati standard giapponesi JIS Z 2801
- costi bassi per garantire la salute della gente
- il design e la funzionalità del programma antibatterico MODUL consentono una facile pulizia e manutenzione
- le placche, le prese e i pulsanti antibatterici MODUL si abbinano ai supporti e agli interruttori classici
- ogni prodotto, al fine di facilitarne l'identificazione, è contrassegnato sul retro da AW (antibatterico bianco)

ANTIBACTERIAL PROGRAM MODUL

- switches and sockets are daily touched by many people, so this is a common place for development and spread of bacteria
- thanks to its natural antibacterial characteristics silver has been used for three millennia as a safe and effective disinfectant, since it is completely natural, healthy and environmentally friendly
- special antibacterial silver ions additive provides long-term, reliable and effective protection against the development and spread of bacteria, microbes and fungi
- antibacterial protection ensures hygiene, cleanliness and health for people
- perfectly suitable for use in environments with strict hygiene conditions (hospitals, health centers, pharmaceutical facilities, homes for elderly, nursing homes, laboratories, restaurants, hotels, airports, bus and railway stations, business and shopping areas, public institutions ...)
- independent laboratory testings have been carried out in accordance with highest Japanese standards JIS Z 2801
- low cost for providing human health
- design and functionality of antibacterial program MODUL allow easy cleaning and maintenance
- antibacterial buttons, cover plates and sockets are combined with classic mounting frames and switches
- products are labelled on the back with AW (antibacterial white)

A N T I B A C T E R I A L P R O G R A M M O D U L

TASTO 1M


 TM11AW

- tasto intercambiabile dimensione 1M
- conforme a EN 60669-1
- protezione antibatterica conformemente a JIS Z 2801

BUTTON 1M

- replaceable button 1M
- in accordance with EN 60669-1
- antibacterial protection in accordance with JIS Z 2801



TASTO 1M INDICATORE


 TM11AWIN

- tasto intercambiabile dimensione 1M
- conforme a EN 60669-1
- protezione antibatterica conformemente a JIS Z 2801

BUTTON 1M INDICATOR

- replaceable button 1M
- in accordance with EN 60669-1
- antibacterial protection in accordance with JIS Z 2801



TASTO 2M


 TM12AW

- tasto intercambiabile dimensione 2M con supporto
- utilizzata per trasformare interruttori e pulsanti di dim. 1M in dim. 2M
- conforme a EN 60669-1
- protezione antibatterica conformemente a JIS Z 2801

BUTTON 2M

- replaceable button 2M with button carrier
- to upgrade switch or push button from size 1M to size 2M
- in accordance with EN 60669-1
- antibacterial protection in accordance with JIS Z 2801



TASTO 2M INDICATORE


 TM12AWIN

- tasto intercambiabile dimensione 2M con supporto
- utilizzata per trasformare interruttori e pulsanti di dim. 1M in dim. 2M
- conforme a EN 60669-1
- protezione antibatterica conformemente a JIS Z 2801

BUTTON 2M INDICATOR

- replaceable button 2M with button carrier
- to upgrade switch or push button from size 1M to size 2M
- in accordance with EN 60669-1
- antibacterial protection in accordance with JIS Z 2801



COPRIFORO 1M


 TM21AW

- per riempire gli spazi vuoti
- conforme a EN 60669-1
- protezione antibatterica conformemente a JIS Z 2801

BLANK 1M

- blank modul to fill up empty spaces
- in accordance with EN 60669-1
- antibacterial protection in accordance with JIS Z 2801




COPRIFORO 2M


 TM22AW

- per riempire gli spazi vuoti
- conforme a EN 60669-1
- protezione antibatterica conformemente a JIS Z 2801

BLANK 2M

- blank modul to fill up empty spaces
- in accordance with EN 60669-1
- antibacterial protection in accordance with JIS Z 2801





□ VM10AW

PRESA SCHUKO+KS 2P+E 16A 250V~ 2M

- 2P+E schuko
- 16A 250V~, tipo VM10
- conforme a IEC 60884-1, CEE7
- fissaggio dei conduttori con vite di serraggio 1.5-2.5 mm²
- integrata protezione anticontatto
- protezione antibatterica conformemente a JIS Z 2801

SOCKET SCHUKO+KS 2P+E 16A 250V~ 2M

- 2P+E schuko
- 16A 250V~, type VM10
- in accordance with IEC 60884-1, CEE7
- screw contacts 1.5-2.5 mm²
- built-in contact protection
- antibacterial protection in accordance with JIS Z 2801



□ VM11AW

PRESA SCHUKO+KS+COPERCHIO 2P+E 16A 250V~ 2M

- 2P+E schuko+coperchio
- 16A 250V~, tipo VM11
- conforme a IEC 60884-1, CEE7
- fissaggio dei conduttori con vite di serraggio 1.5-2.5 mm²
- integrata protezione anticontatto
- protezione antibatterica conforme a JIS Z 2801

SOCKET SCHUKO+KS+COVER

- 2P+E schuko+cover
- 16A 250V~, type VM11
- in accordance with IEC 60884-1, CEE7
- screw contacts 1.5-2.5 mm²
- built-in contact protection
- antibacterial protection in accordance with JIS Z 2801



□ VM20AW

PRESA EURO+KS 2P 10A 250V~ 1M

- 2P euro
- 10A 250V~, tipo VM20
- conforme a IEC 60884-1, CEE7
- fissaggio dei conduttori con vite di serraggio 1.5-2.5 mm²
- integrata protezione anticontatto
- protezione antibatterica conforme a JIS Z 2801

SOCKET EURO+KS 2P 10A 250V~ 1M

- 2P Euro
- 10A 250V~, type VM20
- in accordance with IEC 60884-1, CEE7
- screw contacts 1.5-2.5 mm²
- built-in contact protection
- antibacterial protection in accordance with JIS Z 2801



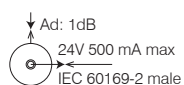
□ KM11AW

PRESA TV TERMINALE 1dB 1M

- TV terminale
- banda di frequenza 5÷2400 MHz
- attenuazione < 1 dB
- conforme a EN 50083-1
- morsetti a vite
- protezione antibatterica conforme a JIS Z 2801

SOCKET TV END-LINE 1dB 1M

- TV end-line
- frequency range 5÷2400 MHz
- reduction < 1 dB
- in accordance with EN 50083-1
- screw contacts
- antibacterial protection in accordance with JIS Z 2801




□ KM35AW

ADATTATORE KS 1M

- standard di fissaggio KS keystone
- AMP, Avaya, Brandrex, FMT, Mfico, Tyco, ...
- modulo di comunicazione non incorporato
- protezione antibatterica conforme a JIS Z 2801

ADAPTER KS 1M

- KS keystone fixing standard
- AMP, Avaya, Brandrex, FMT, Mfico, Tyco, ...
- communication module not included
- antibacterial protection in accordance with JIS Z 2801



A N T I B A C T E R I A L P R O G R A M M O D U L



OS20AW

PLACCA SOFT 2M

- placca decorativa SOFT 2M
- conforme a EN 60669-1
- protezione antibatterica conforme a JIS Z 2801

COVER PLATE SOFT 2M

- decorative cover plate SOFT 2M
- in accordance with EN 60669-1
- antibacterial protection in accordance with JIS Z 2801



OS24AW

PLACCA SOFT 2x2M

- placca decorativa SOFT 2x2M
- per il posizionamento orizzontale o verticale
- conforme a EN 60669-1
- protezione antibatterica conforme a JIS Z 2801

COVER PLATE SOFT 2x2M

- decorative cover plate SOFT 2x2M
- horizontal or vertical mounting
- in accordance with EN 60669-1
- antibacterial protection in accordance with JIS Z 2801




OS26AW

PLACCA SOFT 3x2M

- placca decorativa SOFT 3x2M
- per il posizionamento orizzontale o verticale
- conforme a EN 60669-1
- protezione antibatterica conforme a JIS Z 2801

COVER PLATE SOFT 3x2M

- decorative cover plate SOFT 3x2M
- horizontal or vertical mounting
- in accordance with EN 60669-1
- antibacterial protection in accordance with JIS Z 2801




OS30AW

PLACCA SOFT 3M

- placca decorativa SOFT 3M
- conforme a EN 60669-1
- protezione antibatterica conforme a JIS Z 2801

COVER PLATE SOFT 3M

- decorative cover plate SOFT 3M
- in accordance with EN 60669-1
- antibacterial protection in accordance with JIS Z 2801



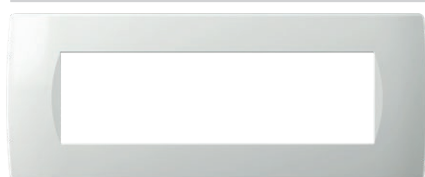
OS40AW

PLACCA SOFT 4M

- placca decorativa SOFT 4M
- conforme a EN 60669-1
- protezione antibatterica conforme a JIS Z 2801

COVER PLATE SOFT 4M

- decorative cover plate SOFT 4M
- in accordance with EN 60669-1
- antibacterial protection in accordance with JIS Z 2801



OS70AW

PLACCA SOFT 7M


- placca decorativa SOFT 7M
- conforme a EN 60669-1
- protezione antibatterica conforme a JIS Z 2801

COVER PLATE SOFT 7M


- decorative cover plate SOFT 7M
- in accordance with EN 60669-1
- antibacterial protection in accordance with JIS Z 2801

basic
basic

PW bianco-lucido
polar white



IW beige-lucido
ivory white




ES argento-opaco
elox silver




SB nero-opaco
soft touch black



AT antracite
anthracite




MW bianco opaco
matte white




COVER PLATES LINE OL

dekor
decor


SG oro-opaco
sand gold



NB nero-lucido
night black



IB blu-opaco
impulse blue

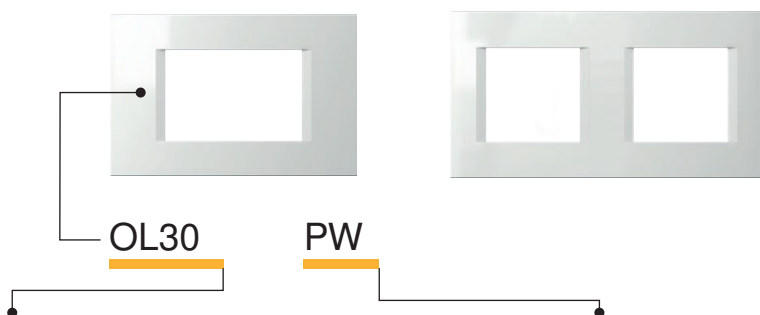


TI titanio
titanium



SW pietra bianca
stone white





tipo type	denominazione description	dimensione size	colore colour	
OL10	PLACCA LINE COVER PLATE LINE	1/2M	PW bianco-lucido polar white	SG oro-opaco sand gold
OL13	PLACCA LINE COVER PLATE LINE	1/3M	MW bianco opaco matte white	NB nero-lucido night black
OL20	PLACCA LINE COVER PLATE LINE	2M	IW beige-lucido ivory white	IB blu-opaco impulse blue
.	.	.	ES argento-opaco elox silver	SW pietra bianca stone white
.	.	.	SB nero-opaco soft touch black	



PLACCA LINE 1/2M



OL10PW	OL10SG
OL10MW	OL10NB
OL10IW	OL10IB
OL10ES	OL10AT
OL10SB	OL10TI
	OL10SW

- placca decorativa LINE 1/2M
- conforme a EN 60669-1

COVER PLATE LINE 1/2M

- decorative cover plate LINE 1/2M
- in accordance with EN 60669-1

PLACCA LINE 2M




OL20PW	OL20SG
OL20MW	OL20NB
OL20IW	OL20IB
OL20ES	OL20AT
OL20SB	OL20TI
	OL20SW

- placca decorativa LINE 2M
- conforme a EN 60669-1

COVER PLATE LINE 2M

- decorative cover plate LINE 2M
- in accordance with EN 60669-1

PLACCA LINE 2x2M




OL24PW	OL24SG
OL24MW	OL24NB
OL24IW	OL24IB
OL24ES	OL24AT
OL24SB	OL24TI
	OL24SW

- placca decorativa LINE 2x2M
- per il posizionamento orizzontale o verticale
- conforme a EN 60669-1

COVER PLATE LINE 2x2M

- decorative cover plate LINE 2x2M
- horizontal or vertical mounting
- in accordance with EN 60669-1

PLACCA LINE 3x2M



OL26PW	OL26SG
OL26MW	OL26NB
OL26IW	OL26IB
OL26ES	OL26AT
OL26SB	OL26TI
	OL26SW

- placca decorativa LINE 3x2M
- per il posizionamento orizzontale o verticale
- conforme a EN 60669-1

COVER PLATE LINE 3x2M

- decorative cover plate LINE 3x2M
- horizontal or vertical mounting
- in accordance with EN 60669-1

PLACCA LINE 4x2M



OL28PW	OL28SG
OL28MW	OL28NB
OL28IW	OL28IB
OL28ES	OL28AT
OL28SB	OL28TI
	OL28SW

- placca decorativa LINE 4x2M
- per il posizionamento orizzontale o verticale
- conforme a EN 60669-1

COVER PLATE LINE 4x2M

- decorative cover plate LINE 4x2M
- horizontal or vertical mounting
- in accordance with EN 60669-1

PLACCA LINE 5x2M




OL29PW
OL29MW
OL29IW
OL29ES
OL29SB
OL29AT
OL29TI












- placca decorativa LINE 5x2M
- per il posizionamento orizzontale o verticale
- conforme a EN 60669-1

COVER PLATE LINE 5x2M

- decorative cover plate LINE 5x2M
- horizontal or vertical mounting
- in accordance with EN 60669-1

COVER PLATES LINE OL




 OL13PW	 OL13SG
 OL13MW	 OL13NB
 OL13IW	 OL13IB
 OL13ES	 OL13AT
 OL13SB	 OL13TI
	 OL13SW












PLACCA LINE 1/3M

- placca decorativa LINE 1/3M
- conforme a EN 60669-1

COVER PLATE LINE 1/3M

- decorative cover plate LINE 1/3M
- in accordance with EN 60669-1



 OL30PW	 OL30SG
 OL30MW	 OL30NB
 OL30IW	 OL30IB
 OL30ES	 OL30AT
 OL30SB	 OL30TI
	 OL30SW












PLACCA LINE 3M

- placca decorativa LINE 3M
- conforme a EN 60669-1

COVER PLATE LINE 3M

- decorative cover plate LINE 3M
- in accordance with EN 60669-1



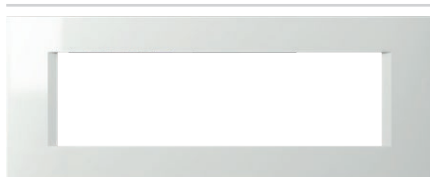
 OL40PW	 OL40SG
 OL40MW	 OL40NB
 OL40IW	 OL40IB
 OL40ES	 OL40AT
 OL40SB	 OL40TI
	 OL40SW







PLACCA LINE 4M

- placca decorativa LINE 4M
- conforme a EN 60669-1

COVER PLATE LINE 4M

- decorative cover plate LINE 4M
- in accordance with EN 60669-1



 OL70PW	 OL70SG
 OL70MW	 OL70NB
 OL70IW	 OL70IB
 OL70ES	 OL70AT
 OL70SB	 OL70TI
	 OL70SW








PLACCA LINE 7M

- placca decorativa LINE 7M
- conforme a EN 60669-1

COVER PLATE LINE 7M

- decorative cover plate LINE 7M
- in accordance with EN 60669-1




 OL71PW	 OL71AT
 OL71MW	 OL71TI
 OL71IW	
 OL71ES	
 OL71SB	












PLACCA LINE 2x7M

- placca decorativa LINE 2x7M
- conforme a EN 60669-1

COVER PLATE LINE 2x7M

- decorative cover plate LINE 2x7M
- in accordance with EN 60669-1



 OL23PW	 OL23SG
 OL23MW	 OL23NB
 OL23IW	 OL23IB
 OL23ES	 OL23AT
 OL23SB	 OL23TI
	 OL23SW

PLACCA LINE 2/3M


- placca decorativa LINE 2/3M
- conforme a EN 60669-1

COVER PLATE LINE 2/3M


- decorative cover plate LINE 2/3M
- in accordance with EN 60669-1

basic
basic


PW bianco-lucido
polar white




IW beige-lucido
ivory white



ES argento-opaco
elox silver




SB nero-opaco
soft touch black



AT antracite
anthracite




MW bianco opaco
matte white



C O V E R P L A T E S S O F T O S

dekor
decor

SG oro-opaco
sand gold




NB nero-lucido
night black



TI titanio
titanium



WE wenge
wenge



WW noce
walnut





OS30



PW

tipo type	denominazione description	dimensione size	colore colour																		
OS10	PLACCA SOFT COVER PLATE SOFT	1/2M	<table border="0"> <tr> <td></td> <td>PW bianco-lucido polar white</td> <td></td> <td>SG oro-opaco sand gold</td> <td></td> <td>WW noce walnut</td> </tr> </table>		PW bianco-lucido polar white		SG oro-opaco sand gold		WW noce walnut												
	PW bianco-lucido polar white		SG oro-opaco sand gold		WW noce walnut																
OS13	PLACCA SOFT COVER PLATE SOFT	1/3M	<table border="0"> <tr> <td></td> <td>MW bianco opaco matte white</td> <td></td> <td>NB nero-lucido night black</td> <td></td> <td>WE wenge wenge</td> </tr> </table>		MW bianco opaco matte white		NB nero-lucido night black		WE wenge wenge												
	MW bianco opaco matte white		NB nero-lucido night black		WE wenge wenge																
OS20	PLACCA SOFT COVER PLATE SOFT	2M	<table border="0"> <tr> <td></td> <td>IW beige-lucido ivory white</td> <td></td> <td>AT antracite anthracite</td> <td></td> <td>TI titanio titanium</td> </tr> <tr> <td></td> <td>ES argento-opaco elox silver</td> <td></td> <td>TI titanio titanium</td> <td></td> <td></td> </tr> <tr> <td></td> <td>SB nero-opaco soft touch black</td> <td></td> <td></td> <td></td> <td></td> </tr> </table>		IW beige-lucido ivory white		AT antracite anthracite		TI titanio titanium		ES argento-opaco elox silver		TI titanio titanium				SB nero-opaco soft touch black				
	IW beige-lucido ivory white		AT antracite anthracite		TI titanio titanium																
	ES argento-opaco elox silver		TI titanio titanium																		
	SB nero-opaco soft touch black																				



	OS10PW		OS10SG
	OS10MW		OS10NB
	OS10IW		OS10AT
	OS10ES		OS10TI
	OS10SB		OS10WW
			OS10WE

PLACCA SOFT 1/2M

- placca decorativa SOFT 1/2M
- conforme a EN 60669-1

COVER PLATE SOFT 1/2M

- decorative cover plate SOFT 1/2M
- in accordance with EN 60669-1



	OS20PW		OS20SG
	OS20MW		OS20NB
	OS20IW		OS20AT
	OS20ES		OS20TI
	OS20SB		OS20WW
			OS20WE

PLACCA SOFT 2M

- placca decorativa SOFT 2M
- conforme a EN 60669-1

COVER PLATE SOFT 2M

- decorative cover plate SOFT 2M
- in accordance with EN 60669-1



	OS24PW		OS24SG
	OS24MW		OS24NB
	OS24IW		OS24AT
	OS24ES		OS24TI
	OS24SB		OS24WW
			OS24WE

PLACCA SOFT 2x2M

- placca decorativa SOFT 2x2M
- per posizionamento orizzontale o verticale
- conforme a EN 60669-1

COVER PLATE SOFT 2x2M

- decorative cover plate SOFT 2x2M
- horizontal or vertical mounting
- in accordance with EN 60669-1



	OS26PW		OS26SG
	OS26MW		OS26NB
	OS26IW		OS26AT
	OS26ES		OS26TI
	OS26SB		OS26WW
			OS26WE

PLACCA SOFT 3x2M

- placca decorativa SOFT 3x2M
- per posizionamento orizzontale o verticale
- conforme a EN 60669-1

COVER PLATE SOFT 3x2M

- decorative cover plate
SOFT 3x2M
- horizontal or vertical mounting
- in accordance with EN 60669-1



	OS28PW		OS28SG
	OS28MW		OS28NB
	OS28IW		OS28AT
	OS28ES		OS28TI
	OS28SB		OS28WW
			OS28WE


PLACCA SOFT 4x2M












- placca decorativa SOFT 4x2M
- per posizionamento orizzontale o verticale
- conforme a EN 60669-1

COVER PLATE SOFT 4x2M

- decorative cover plate
SOFT 4x2M
- horizontal or vertical mounting
- in accordance with EN 60669-1

COVER PLATES SOFT OS




 OS13PW	 OS13SG
 OS13MW	 OS13NB
 OS13IW	 OS13AT
 OS13ES	 OS13TI
 OS13SB	 OS13WW
	 OS13WE

PLACCA SOFT 1/3M

- placca decorativa SOFT 1/3M
- conforme a EN 60669-1

COVER PLATE SOFT 1/3M

- decorative cover plate SOFT 1/3M
- in accordance with EN 60669-1




 OS30PW	 OS30SG
 OS30MW	 OS30NB
 OS30IW	 OS30AT
 OS30ES	 OS30TI
 OS30SB	 OS30WW
	 OS30WE












PLACCA SOFT 3M

- placca decorativa SOFT 3M
- conforme a EN 60669-1

COVER PLATE SOFT 3M

- decorative cover plate SOFT 3M
- in accordance with EN 60669-1



 OS40PW	 OS40SG
 OS40MW	 OS40NB
 OS40IW	 OS40AT
 OS40ES	 OS40TI
 OS40SB	 OS40WW
	 OS40WE

PLACCA SOFT 4M

- placca decorativa SOFT 4M
- conforme a EN 60669-1

COVER PLATE SOFT 4M

- decorative cover plate SOFT 4M
- in accordance with EN 60669-1



 OS70PW	 OS70SG
 OS70MW	 OS70NB
 OS70IW	 OS70AT
 OS70ES	 OS70TI
 OS70SB	 OS70WW
	 OS70WE








PLACCA SOFT 7M

- placca decorativa SOFT 7M
- conforme a EN 60669-1

COVER PLATE SOFT 7M

- decorative cover plate SOFT 7M
- in accordance with EN 60669-1



 OS71PW	 OS71AT
 OS71MW	 OS71TI
 OS71IW	
 OS71ES	
 OS71SB	


PLACCA SOFT 2x7M

- placca decorativa SOFT 2x7M
- conforme a EN 60669-1

COVER PLATE SOFT 2x7M

- decorative cover plate SOFT 2x7M
- in accordance with EN 60669-1




 OS72PW	 OS72SG
 OS72IW	 OS72AT
 OS72ES	 OS72TI
 OS72SB	

PLACCA SOFT 2x7M

- placca decorativa SOFT 2x7M
con targhetta
- conforme a EN 60669-1

COVER PLATE SOFT 2x7M

- decorative cover plate SOFT 2x7M
with inscription plate
- in accordance with EN 60669-1




 OS23PW	 OS23SG
 OS23MW	 OS23NB
 OS23IW	 OS23AT
 OS23ES	 OS23TI
 OS23SB	 OS23WW
	 OS23WE

PLACCA SOFT 2/3M

- placca decorativa SOFT 2/3M
- conforme a EN 60669-1

COVER PLATE SOFT 2/3M

- decorative cover plate SOFT 2/3M
- in accordance with EN 60669-1



DECORAZIONI PER PLACCHE

- per ordini di quantità più elevate, le placche decorative possono essere realizzate in un colore a scelta
- eseguibile su placche OL, OS

COVER PLATES DECORATIONS


- when ordering large quantities, cover plates can be made in the colour of your choice
- suitable for cover plates OL, OS

legno
wood

WB bambù
bamboo




WW noce
walnut



WM acero
maple



WE wenge
wenge



La natura è unica e preziosa, così come le nostre placche, delle quali nessuna è uguale all'altra.

I reclami relativi alla diversità dell'aspetto e alla differenza tra di loro non possono essere presi in considerazione per quanto riguarda le placche in legno.





Nature is unique and precious, as our decorative cover plates where no two are the same.



Complaints about wooden decorative cover plate's diverse appearance and differentiation cannot be considered.

MODUL

PURE

C O V E R P L A T E S P U R E O P

metallo
metalMH acciaio battuto
hammered steelME ferro acidato
etched ironMS argento satinato
satin silverMN nickel satinato
satin nickelvetro
glassGL bianco
glass lightGD nero
glass dark



OP30

WB

tipo type	denominazione description	dimensione size	colore colour	
OP13	PLACCA PURE COVER PLATE PURE	1/3M	MH acciaio battuto hammered steel	WB bambù bamboo
OP20	PLACCA PURE COVER PLATE PURE	2M	ME ferro acidato etched iron	WW noce walnut
OP23	PLACCA PURE COVER PLATE PURE	2/3M	MS argento satinato satin silver	WM acero maple
.	.	.	MN nickel satinato satin nickel	WE wenge wenge
.	.	.		GL bianco glass light
.	.	.		GD nero glass dark




OP20MH	OP20WB
OP20ME	OP20WW
OP20MS	OP20WM
OP20MN	OP20WE
	OP20GL
	OP20GD

PLACCA PURE 2M

- placca decorativa PURE 2M
- conforme a EN 60669-1
- solo in combinazione con i supporti NM24 o NM25

COVER PLATE PURE 2M

- decorative cover plate PURE 2M
- in accordance with EN 60669-1




OP24MH	OP24WB
OP24ME	OP24WW
OP24MS	OP24WM
OP24MN	OP24WE
	OP24GL
	OP24GD

PLACCA PURE 2x2M

- placca decorativa PURE 2x2M
- per il posizionamento orizzontale o verticale
- conforme a EN 60669-1
- solo in combinazione con i supporti NM24 o NM25

COVER PLATE PURE 2x2M

- decorative cover plate PURE 2x2M
- horizontal or vertical mounting
- in accordance with EN 60669-1



OP26MH	OP26WB
OP26ME	OP26WW
OP26MS	OP26WM
OP26MN	OP26WE
	OP26GL
	OP26GD

PLACCA PURE 3x2M

- placca decorativa PURE 3x2M
- per il posizionamento orizzontale o verticale
- conforme a EN 60669-1
- solo in combinazione con i supporti NM24 o NM25

COVER PLATE PURE 3x2M

- decorative cover plate PURE 3x2M
- horizontal or vertical mounting
- in accordance with EN 60669-1



OP28MH	OP28WB
OP28ME	OP28WW
OP28MS	OP28WM
OP28MN	OP28WE
	OP28GL
	OP28GD


PLACCA PURE 4x2M

- placca decorativa PURE 4x2M
- per il posizionamento orizzontale o verticale
- conforme a EN 60669-1
- solo in combinazione con i supporti NM24 o NM25

COVER PLATE PURE 4x2M

- decorative cover plate PURE 4x2M
- horizontal or vertical mounting
- in accordance with EN 60669-1

COVER PLATES PURE OP




	OP13MH		OP13WB
	OP13ME		OP13WW
	OP13MS		OP13WM
	OP13MN		OP13WE
			OP13GL
			OP13GD

PLACCA PURE 1/3M

- placca decorativa PURE 1/3M
- conforme a EN 60669-1

COVER PLATE PURE 1/3M

- decorative cover plate PURE 1/3M
- in accordance with EN 60669-1




	OP30MH		OP30WB
	OP30ME		OP30WW
	OP30MS		OP30WM
	OP30MN		OP30WE
			OP30GL
			OP30GD

PLACCA PURE 3M

- placca decorativa PURE 3M
- conforme a EN 60669-1

COVER PLATE PURE 3M

- decorative cover plate PURE 3M
- in accordance with EN 60669-1



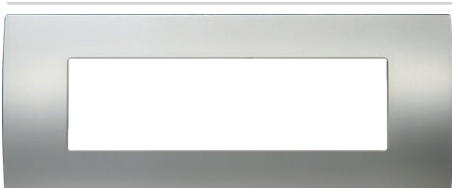
	OP40MH		OP40WB
	OP40ME		OP40WW
	OP40MS		OP40WM
	OP40MN		OP40WE
			OP40GL
			OP40GD

PLACCA PURE 4M

- placca decorativa PURE 4M
- conforme a EN 60669-1

COVER PLATE PURE 4M

- decorative cover plate PURE 4M
- in accordance with EN 60669-1




	OP70MH		OP70WB
	OP70ME		OP70WW
	OP70MS		OP70WM
	OP70MN		OP70WE
			OP70GL
			OP70GD

PLACCA PURE 7M

- placca decorativa PURE 7M
- conforme a EN 60669-1

COVER PLATE PURE 7M

- decorative cover plate PURE 7M
- in accordance with EN 60669-1



	OP23MH		OP23WB
	OP23ME		OP23WW
	OP23MS		OP23WM
	OP23MN		OP23WE
			OP23GL
			OP23GD

PLACCA PURE 2/3M

- placca decorativa PURE 2/3M
- conforme a EN 60669-1

COVER PLATE PURE 2/3M


- decorative cover plate PURE 2/3M
- in accordance with EN 60669-1

Be bold, be EDGE

C O V E R P L A T E S E D G E O G

metallo
metal


MA argento
silver



MT antracite
anthracite



MZ oro
gold





vetro
glass

GD nero
glass dark



GL bianco
glass light










OG30


MA

P

tipo type	denominazione description	dimensione size	colore colour
OG10	PLACCA EDGE COVER PLATE EDGE	1/2M	 MA argento silver  GD nero glass dark
OG13	PLACCA EDGE COVER PLATE EDGE	1/3M	 MT antracite anthracite  GL bianco glass light
OG20	PLACCA EDGE COVER PLATE EDGE	2M	 MZ oro gold
⋮	⋮	⋮	



PLACCA EDGE 1/2M




-  OG10MAP
-  OG10MTP
-  OG10MZP
-  OG10GDP
-  OG10GLP

- placca decorativa EDGE 1/2M
- conforme a EN 60669-1

COVER PLATE EDGE 1/2M

- decorative cover plate EDGE 1/2M
- in accordance with EN 60669-1

PLACCA EDGE 2M




-  OG20MAP
-  OG20MTP
-  OG20MZP
-  OG20GDP
-  OG20GLP

- placca decorativa EDGE 2M
- conforme a EN 60669-1

COVER PLATE EDGE 2M

- decorative cover plate EDGE 2M
- in accordance with EN 60669-1

C O V E R P L A T E S E D G E O G




PLACCA EDGE 1/3M

- placca decorativa EDGE 1/3M
- conforme a EN 60669-1

COVER PLATE EDGE 1/3M

- decorative cover plate EDGE 1/3M
- in accordance with EN 60669-1




PLACCA EDGE 3M

- placca decorativa EDGE 3M
- conforme a EN 60669-1

COVER PLATE EDGE 3M

- decorative cover plate EDGE 3M
- in accordance with EN 60669-1




PLACCA EDGE 4M

- placca decorativa EDGE 4M
- conforme a EN 60669-1

COVER PLATE EDGE 4M

- decorative cover plate EDGE 4M
- in accordance with EN 60669-1




PLACCA EDGE 7M

- placca decorativa EDGE 7M
- conforme a EN 60669-1

COVER PLATE EDGE 7M

- decorative cover plate EDGE 7M
- in accordance with EN 60669-1



PLACCA EDGE 2/3M


- placca decorativa EDGE 2/3M
- conforme a EN 60669-1

OKVIR EDGE 2/3M


- dekorativni okvir EDGE 2/3M
- usklađeno s normom EN 60669-1

metallo
metal


MA argento
silver



MT antracite
anthracite




MZ oro
gold




vetro
glass

GD nero
glass dark



GL bianco
glas light



COVER PLATES EDGE OG



OG30


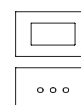
MA

M

tipo type	denominazione description	dimensione size	colore colour
OG10	PLACCA EDGE COVER PLATE EDGE	1/2M	MA argento GD nero MT antracite GL bianco
OG13	PLACCA EDGE COVER PLATE EDGE	1/3M	MA argento GD nero MT antracite GL bianco
OG20	PLACCA EDGE COVER PLATE EDGE	2M	MZ oro GD nero MT antracite GL bianco
...

M

P


 OG10MAM
 OG10MTM
 OG10MZM


 OG10GDM
 OG10GLM

PLACCA EDGE 1/2M

- placca decorativa EDGE 1/2M
- conforme a EN 60669-1

COVER PLATE EDGE 1/2M

- decorative cover plate EDGE 1/2M
- in accordance with EN 60669-1


 OG20MAM
 OG20MTM
 OG20MZM

 OG20GDM
 OG20GLM

PLACCA EDGE 2M

- placca decorativa EDGE 2M
- conforme a EN 60669-1

COVER PLATE EDGE 2M

- decorative cover plate EDGE 2M
- in accordance with EN 60669-1


 OG24MAM
 OG24MTM
 OG24MZM

 OG24GDM
 OG24GLM

PLACCA EDGE 2x2M

- placca decorativa EDGE 2x2M
- installazione orizzontale o verticale
- conforme a EN 60669-1

COVER PLATE EDGE 2x2M

- decorative cover plate EDGE 2x2M
- horizontal or vertical mounting
- in accordance with EN 60669-1


 OG26MAM
 OG26MTM
 OG26MZM


 OG26GDM
 OG26GLM

PLACCA EDGE 3x2M

- placca decorativa EDGE 3x2M
- installazione orizzontale o verticale
- conforme a EN 60669-1

COVER PLATE EDGE 3x2M

- decorative cover plate EDGE 3x2M
- horizontal or vertical mounting
- in accordance with EN 60669-1


 OG28MAM
 OG28MTM
 OG28MZM

 OG28GDM
 OG28GLM



PLACCA EDGE 4x2M

- placca decorativa EDGE 4x2M
- installazione orizzontale o verticale
- conforme a EN 60669-1

COVER PLATE EDGE 4x2M

- decorative cover plate EDGE 4x2M
- horizontal or vertical mounting
- in accordance with EN 60669-1



- | | |
|---|---|
|  OG13MAM |  OG13GDM |
|  OG13MTM |  OG13GLM |
|  OG13MZM | |





PLACCA EDGE 1/3M

- placca decorativa EDGE 1/3M
- conforme a EN 60669-1

COVER PLATE EDGE 1/3M

- decorative cover plate EDGE 1/3M
- in accordance with EN 60669-1



- | | |
|---|---|
|  OG30MAM |  OG30GDM |
|  OG30MTM |  OG30GLM |
|  OG30MZM | |






PLACCA EDGE 3M

- placca decorativa EDGE 3M
- conforme a EN 60669-1

COVER PLATE EDGE 3M

- decorative cover plate EDGE 3M
- in accordance with EN 60669-1



- | | |
|---|---|
|  OG40MAM |  OG40GDM |
|  OG40MTM |  OG40GLM |
|  OG40MZM | |

PLACCA EDGE 4M

- placca decorativa EDGE 4M
- conforme a EN 60669-1

COVER PLATE EDGE 4M

- decorative cover plate EDGE 4M
- in accordance with EN 60669-1




- | | |
|---|---|
|  OG70MAM |  OG70GDM |
|  OG70MTM |  OG70GLM |
|  OG70MZM | |






PLACCA EDGE 7M

- placca decorativa EDGE 7M
- conforme a EN 60669-1

COVER PLATE EDGE 7M

- decorative cover plate EDGE 7M
- in accordance with EN 60669-1



- | | |
|---|---|
|  OG23MAM |  OG23GDM |
|  OG23MTM |  OG23GLM |
|  OG23MZM | |

PLACCA EDGE 2/3M

- placca decorativa EDGE 2/3M
- conforme a EN 60669-1

COVER PLATE EDGE 2/3M

- decorative cover plate EDGE 2/3M
- in accordance with EN 60669-1



MODUL
LINE

A x B



MODUL
SOFT

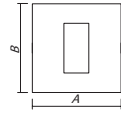
A x B



MODUL
PURE

A x B

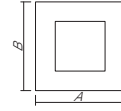
1/2M



80 x 80 mm

84 x 84 mm

2M

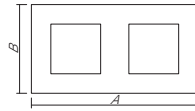


80 x 80 mm

84 x 84 mm

93 x 90 mm

2x2M

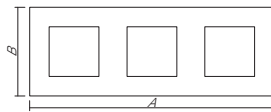


151 x 80 mm

155 x 84 mm

164 x 90 mm

3x2M

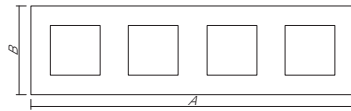


222 x 80 mm

226 x 84 mm

235 x 90 mm

4x2M

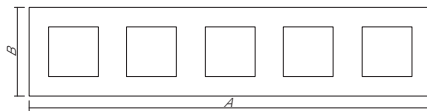


293 x 80 mm

297 x 84 mm

304 x 90 mm

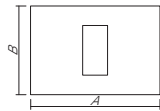
5x2M



364,1 x 80 mm



1/3M

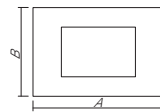


122 x 80 mm

122 x 84 mm

134 x 90 mm

3M

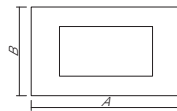


122 x 80 mm

122 x 84 mm

134 x 90 mm

4M

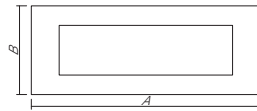


149 x 80 mm

144 x 84 mm

157 x 90 mm

7M

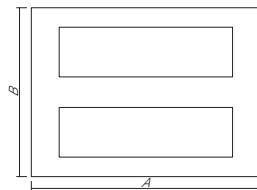


207 x 80 mm

212 x 84 mm

224 x 90 mm

2x7M

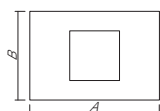


215 x 159 mm

212 x 158 mm



2/3M



122 x 80 mm

122 x 84 mm

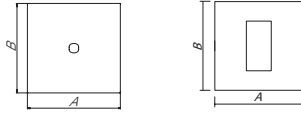
134 x 90 mm



MODUL
EDGE



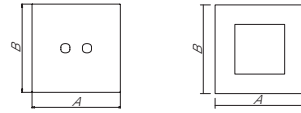
1/2M



A x B

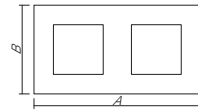
92 x 92
mm

2M



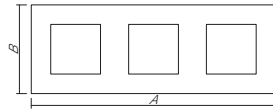
92 x 92
mm

2x2M



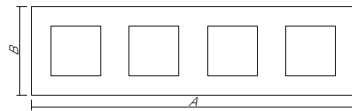
163 x 92
mm

3x2M



234 x 92
mm

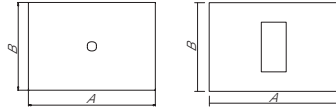
4x2M



305 x 92
mm

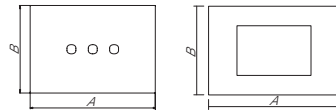


1/3M



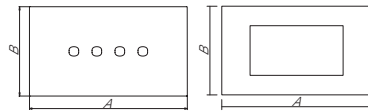
132 x 92
mm

3M



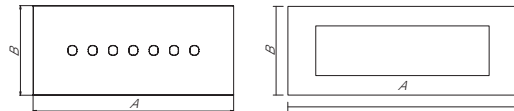
132 x 92
mm

4M



154 x 92
mm

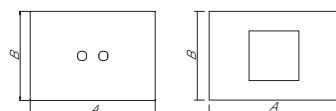
7M



222 x 92
mm

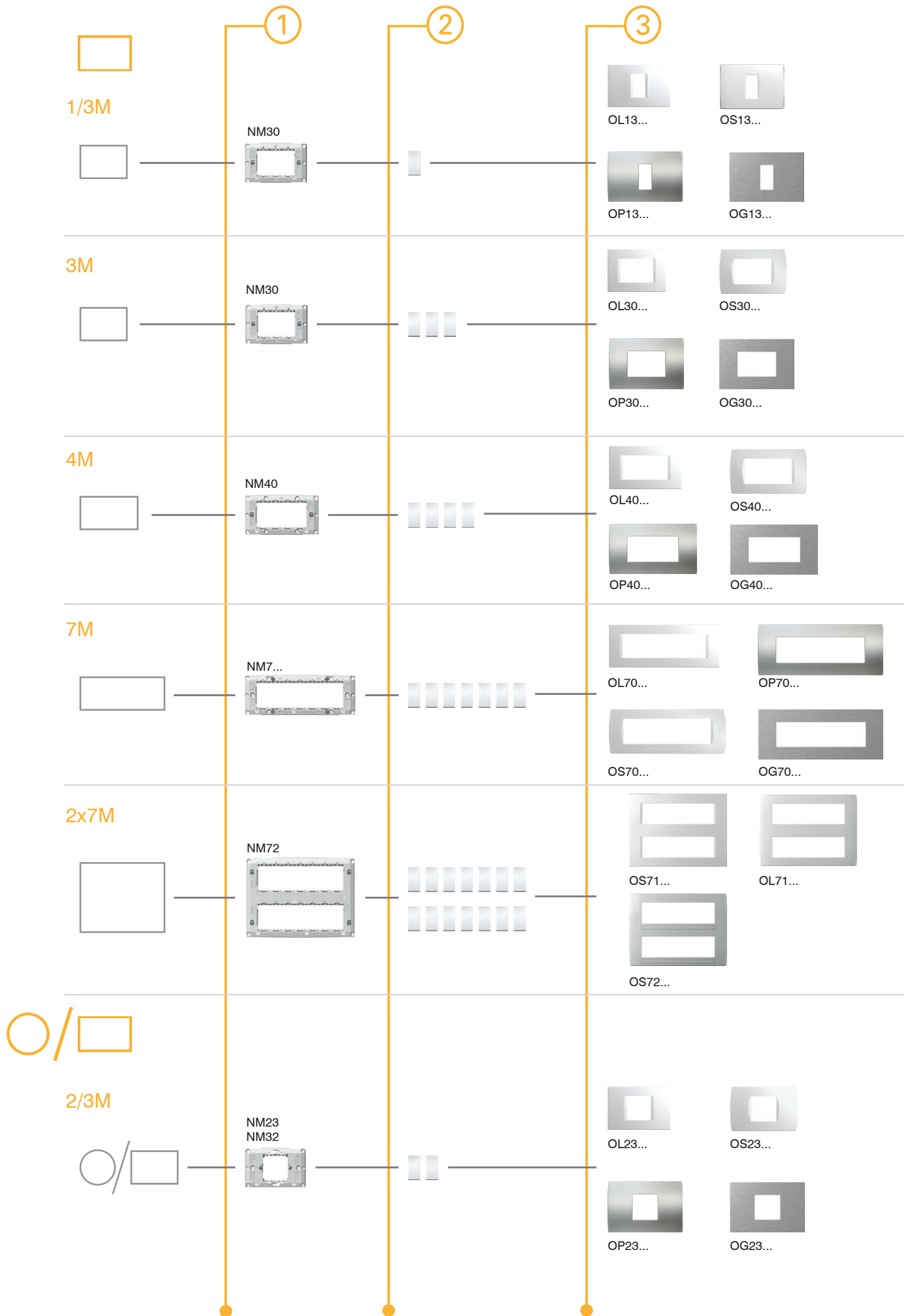



2/3M



132 x 92
mm

C O M B I N A T I O N S






NM30

tipo type	denominazione description	dimensione size
NM10	SUPPORTO CON GRAFFETTE MOUNTING FRAME WITH CLAWS	1/2M
NM11	SUPPORTO SENZA VITI MOUNTING FRAME WITHOUT SCREWS	1/2M
NM20	SUPPORTO CON GRAFFETTE MOUNTING FRAME WITH CLAWS	2M
⋮	⋮	⋮
⋮	⋮	⋮



SUPPORTO CON GRAFFETTE 1/2M

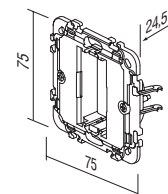


NM10


- supporto 1/2M con graffette
- per l'installazione in scatole Ø 60 (DE..) con graffette
- adatto all'utilizzo con placche LINE, SOFT e EDGE
- conforme a EN 60669-1

MOUNTING FRAME WITH CLAWS 1/2M

- mounting frame 1/2M with claws
- for mounting on boxes Ø60 (DE..) with claws
- suitable for assembling with cover plates LINE, SOFT and EDGE
- in accordance with EN 60669-1



SUPPORTO SENZA VITI 1/2M

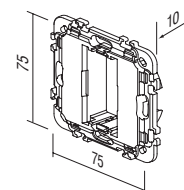


NM11


- supporto 1/2M senza viti e senza graffette
- per l'installazione in scatole Ø 60 (HE.., BE..) con viti
- adatto all'utilizzo con placche LINE, SOFT e EDGE
- conforme a EN 60669-1

MOUNTING FRAME WITHOUT SCREWS 1/2M

- mounting frame 1/2M without screws and without claws
- for mounting on boxes Ø60 (HE.., BE..) with screws
- suitable for assembling with cover plates LINE, SOFT and EDGE
- in accordance with EN 60669-1



SUPPORTO CON GRAFFETTE 2M

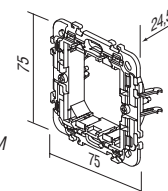


NM20


- supporto 2M con graffette
- per l'installazione in scatole Ø 60 (DE..) con graffette
- possibili combinazioni orizzontali o verticali 2x2M, 3x2M e 4x2M
- adatto all'utilizzo con placche LINE, SOFT, PURE e EDGE
- conforme a EN 60669-1

MOUNTING FRAME WITH CLAWS 2M

- mounting frame 2M with claws
- for mounting on boxes Ø60 (DE..) with claws
- possible horizontal or vertical combinations 2x2M, 3x2M and 4x2M
- suitable for assembling with cover plates LINE, SOFT, PURE and EDGE
- in accordance with EN 60669-1



SUPPORTO SENZA VITI 2M

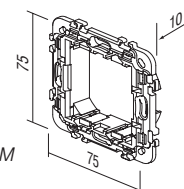


NM21

- supporto 2M senza viti e senza graffette
- per l'installazione in scatole Ø 60 (HE.., BE..) con viti
- possibili combinazioni orizzontali o verticali 2x2M, 3x2M e 4x2M
- adatto all'utilizzo con placche LINE, SOFT, PURE e EDGE
- conforme a EN 60669-1


MOUNTING FRAME WITHOUT SCREWS 2M

- mounting frame 2M without screws and without claws
- for mounting on boxes Ø60 (HE.., BE..) with screws
- possible horizontal or vertical combinations 2x2M, 3x2M and 4x2M
- suitable for assembling with cover plates LINE, SOFT, PURE and EDGE
- in accordance with EN 60669-1



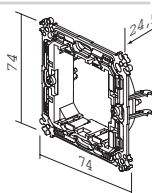
M O U N T I N G F R A M E S N M

SUPPORTO DI METALLO CON GRAFFETTE 2M




NM24

- supporto di metallo 2M con graffette – versione rigida
- per l'installazione in scatole Ø60 (DE..) con graffette
- possibili combinazioni orizzontali o verticali 2x2M, 3x2M e 4x2M
- adatto all'utilizzo con placche LINE, SOFT, PURE e EDGE
- conforme a EN 60669-1

*MOUNTING FRAME METAL WITH CLAWS 2M*

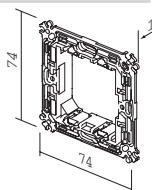
- metal mounting frame 2M with claws - stiff version
- for mounting on boxes Ø60 (DE..) with claws
- possible horizontal or vertical combinations 2x2M, 3x2M and 4x2M
- suitable for assembling with cover plates LINE, SOFT, PURE and EDGE
- in accordance with EN 60669-1

SUPPORTO DI METALLO SENZA VITI 2M




NM25

- supporto di metallo 2M senza viti e senza graffette – versione rigida
- per l'installazione in scatole Ø60 (HE., BE...) con le viti
- possibili combinazioni orizzontali o verticali 2x2M, 3x2M e 4x2M
- adatto all'utilizzo con placche LINE, SOFT, PURE e EDGE
- conforme a EN 60669-1

*MOUNTING FRAME METAL WITHOUT SCREWS 2M*

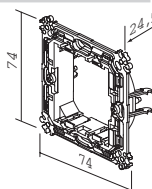
- metal mounting frame 2M without screws and without claws - stiff version
- for mounting in boxes Ø60 (HE..., BE...) with screws
- possible horizontal or vertical combinations 2x2M, 3x2M and 4x2M
- suitable for assembling with cover plates LINE, SOFT, PURE and EDGE
- in accordance with EN 60669-1

SUPPORTO RINFORZATO CON GRAFFETTE 2M




NM26

- supporto rinforzato 2M con graffette – versione rigida
- per l'installazione in scatole Ø60 (DE..) con graffette
- possibili combinazioni orizzontali o verticali 2x2M, 3x2M e 4x2M
- adatto all'utilizzo con placche LINE, SOFT, PURE e EDGE
- conforme a EN 60669-1

*CLAW REINFORCED MOUNTING FRAME 2M*

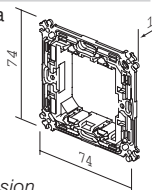
- 2M mounting frame reinforced with claws - stiff version
- for mounting on boxes Ø60 (DE..) with claws
- possible horizontal or vertical combinations 2x2M, 3x2M and 4x2M
- suitable for assembling with cover plates LINE, SOFT, PURE and EDGE
- in accordance with EN 60669-1

SUPPORTO RINFORZATO SENZA VITI 2M




NM27

- supporto rinforzato senza viti e senza graffette – versione rigida
- per l'installazione in scatole Ø60 (HE., BE...) con le viti
- possibili combinazioni orizzontali o verticali 2x2M, 3x2M e 4x2M
- adatto all'utilizzo con placche LINE, SOFT, PURE e EDGE
- conforme a EN 60669-1

*REINFORCED MOUNTING FRAME WITHOUT SCREWS 2M*

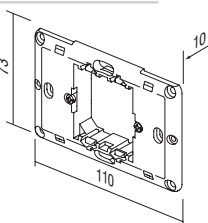
- reinforced mounting frame without screws or claws - stiff version
- for mounting in boxes Ø60 (HE..., BE...) with screws
- possible horizontal or vertical combinations 2x2M, 3x2M and 4x2M
- suitable for assembling with cover plates LINE, SOFT, PURE and EDGE
- in accordance with EN 60669-1

SUPPORTO CON GRAFFETTE 2/3M



NM23

- supporto 2/3M con graffette
- per l'installazione in scatole Ø60 (DE..) con graffette
- adatto all'utilizzo con placche LINE, SOFT, PURE e EDGE
- conforme a EN 60669-1

*MOUNTING FRAME WITH CLAWS 2/3M*

- mounting frame 2/3M with claws
- for mounting on boxes Ø60 (DE..) with claws
- suitable for assembling with cover plates LINE, SOFT, PURE and EDGE
- in accordance with EN 60669-1



SUPPORTO CON VITI 3M

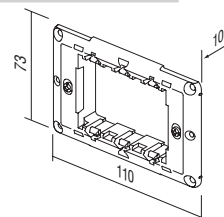


NM30

- supporto 3M con viti
- per l'installazione in scatole rettangolari di dimensione 3M
- adatto all'utilizzo con placche PURE, LINE e SOFT
- conforme a EN 60669-1

MOUNTING FRAME WITH SCREWS 3M

- mounting frame 3M with screws
- for mounting on rectangular boxes 3M
- suitable for assembling with cover plates LINE, SOFT, PURE and EDGE
- in accordance with EN 60669-1



SUPPORTO CON VITI 4M

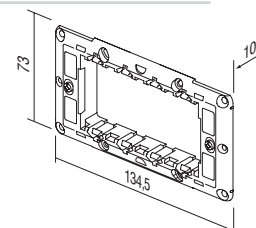


NM40

- supporto 4M con viti
- per l'installazione in scatole rettangolari di dimensione 4M
- adatto all'utilizzo con placche PURE, LINE e SOFT
- conforme a EN 60669-1

MOUNTING FRAME WITH SCREWS 4M

- mounting frame 4M with screws
- for mounting on rectangular boxes 4M
- suitable for assembling with cover plates LINE, SOFT, PURE and EDGE
- in accordance with EN 60669-1



SUPPORTO CON VITI 7M

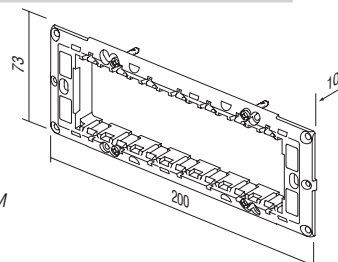


NM70


- supporto 7M con viti
- per l'installazione in scatole rettangolari di dimensione 7M
- adatto all'utilizzo con placche PURE, LINE e SOFT
- conforme a EN 60669-1

MOUNTING FRAME WITH SCREWS 7M

- mounting frame 7M with screws
- for mounting on rectangular boxes 7M
- suitable for assembling with cover plates 7M
- in accordance with EN 60669-1



SUPPORTO RINFORZATO CON VITI 7M

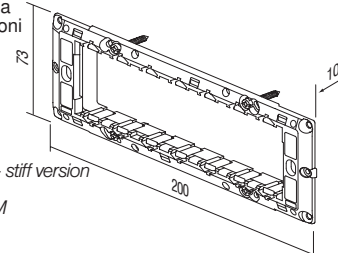


NM75


- supporto rinforzato 7M con viti - versione rigida
- installazione in scatole rettangolari di dimensioni 7M - adatto al montaggio con placche 7M
- conforme a EN 60669-1

REINFORCED MOUNTING FRAME WITH SCREWS 7M

- reinforced mounting frame 7M with screws - stiff version
- for mounting on rectangular boxes 7M
- suitable for assembling with cover plates 7M
- in accordance with EN 60669-1



SUPPORTO CON VITI 2x7M

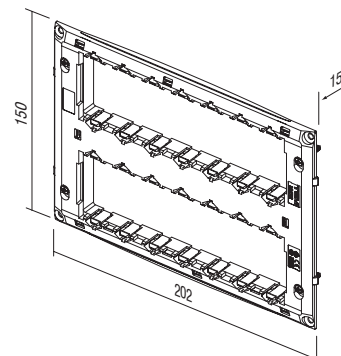


NM72


- supporto 2x7M con viti
- per l'installazione in scatole rettangolari di dimensione 2x7M
- adatto all'utilizzo con placche 2x7M
- conforme a EN 60669-1

MOUNTING FRAME WITH SCREWS 2x7M

- mounting frame 2x7M with screws
- for mounting on rectangular boxes 2x7M
- suitable for assembling with cover plates 2x7M
- in accordance with EN 60669-1



M O U N T I N G F R A M E S N M



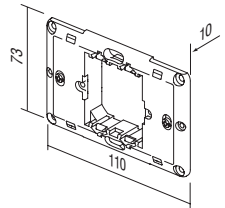
NM32

SUPPORTO CON VITI 2/3M

- supporto 2/3M con viti
- per l'installazione in scatole rettangolari di dimensione 3M
- adatto all'utilizzo con placche PURE, LINE e SOFT
- conforme a EN 60669-1

MOUNTING FRAME WITH SCREWS 2/3M

- mounting frame 2/3M with screws
- for mounting on rectangular boxes 3M
- suitable for assembling with cover plates LINE, SOFT, PURE and EDGE
- in accordance with EN 60669-1





136




144



152




154





SCATOLE



TEM



DE12



HE11



BE10

tipo type	denominazione description	dimensione size
DE10	SCATOLA TONDA PER MATTONI ROUND BOX BRICK	SM60-01
HE10	SCATOLA TONDA PER PARETI IN CARTONGESSO ROUND BOX HOLLOW WALL	SM68X40
BE10	SCATOLA TONDA PER PARETI IN CALCESTRUZZO ROUND BOX CONCRETE	
⋮	⋮	⋮

SCATOLA TONDA DA INCASSO PER PARETI IN MURATURA SM60-01

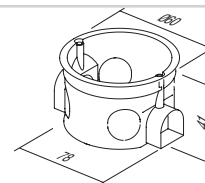


DE10

- Ø60, profondità 40 mm
- 650°C, 500V~
- conforme a IEC 60670-1
- priva di alogeni
- possibilità di fissaggio del supporto con viti Ø 3 mm

ROUND BOX BRICK SM60-01

- Ø60, depth 40mm
- 650°C, 500V~
- in accordance with IEC 60670-1
- halogen free
- option of mounting the mounting frame with Ø 3 mm screws



SCATOLA TONDA DA INCASSO PER PARETI IN MURATURA PROFONDA SM60-06

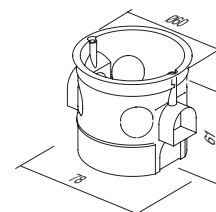


DE11

- Ø60, profondità 60mm
- 650°C, 500V~
- conforme a IEC 60670-1
- priva di alogeni
- possibilità di fissaggio del supporto con viti Ø 3 mm

ROUND BOX BRICK DEEP SM60-06

- Ø60, depth 60mm
- 650°C, 500V~
- in accordance with IEC 60670-1
- halogen free
- option of mounting the mounting frame with Ø 3 mm screws



GIUNTO PER SCATOLE PER PARETI IN MURATURA SM60-03

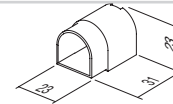


DE30


- per collegare verticalmente scatole SM60-06 o SM60-01 ad una distanza di 91 mm
- conforme a IEC 60670-1
- privo di alogeni

COMBI-CLIP SM60-03

- for vertical fitting of boxes SM60-06 or SM60-01 on distance 91 mm
- in accordance with IEC 60670-1
- halogen free



GIUNTO PER SCATOLE PER PARETI IN MURATURA SM60-04

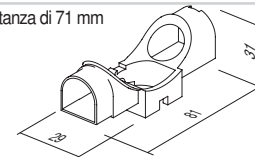


DE31


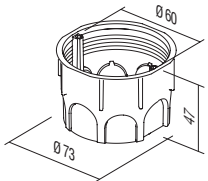

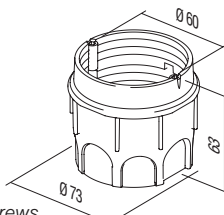

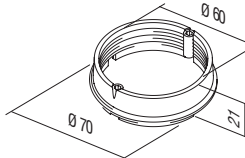

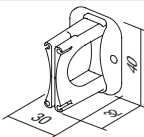

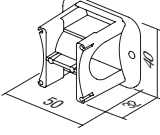

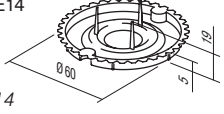

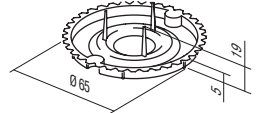

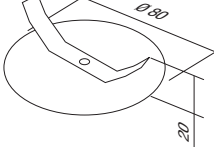
- per collegare orizzontalmente scatole SM60-06 o SM60-01 ad una distanza di 71 mm
- conforme a IEC 60670-1
- priva di alogeni

COMBI-CLIP SM60-04

- for horizontal fitting of boxes SM60-06 or SM60-01 on distance 71mm
- in accordance with IEC 60670-1
- halogen free



R O U N D B O X E S

	DE12	SCATOLA TONDA DA INCASSO PER PARETI IN MURATURA MD65-46	
		<ul style="list-style-type: none"> - Ø60, profondità 46 mm - 650°C, 500V~ - conforme a IEC 60670-1 - priva di alogeni - possibilità di fissaggio del supporto con viti Ø 3 mm 	
		<i>ROUND BOX BRICK MD65-46</i>	
		<ul style="list-style-type: none"> - Ø65, depth 46mm - 650°C, 500V~ - in accordance with IEC 60670-1 - halogen free - option of mounting the mounting frame with Ø 3 mm screws 	
	DE13	SCATOLA TONDA DA INCASSO PER PARETI IN MURATURA PROFONDA MD65-60	
		<ul style="list-style-type: none"> - Ø65/60, profondità 62mm - 650°C, 500V~ - conforme a IEC 60670-1 - priva di alogeni - possibilità di fissaggio del supporto con viti Ø 3 mm 	
		<i>ROUND BOX BRICK DEEP MD65-60</i>	
		<ul style="list-style-type: none"> - Ø65/60, depth 62mm - 650°C, 500V~ - in accordance with IEC 60670-1 - halogen free - option of mounting the mounting frame with Ø 3 mm screws 	
	DE14	PROLUNGA PER SCATOLA DA INCASSO PER PARETI IN MURATURA MD65-46	
		<ul style="list-style-type: none"> - Ø65/60, profondità 17mm - 650°C, 500V~ - conforme a IEC 60670-1 - priva di alogeni 	
		<i>ADDITIONAL PIECE FOR MD65-46</i>	
		<ul style="list-style-type: none"> - Ø65/60, depth 17mm - 650°C, 500V~ - in accordance with IEC 60670-1 - halogen free 	
	DE32	GIUNTO PER SCATOLE PER PARETI IN MURATURA MD65-71	
		<ul style="list-style-type: none"> - per collegare scatole MD65 ad una distanza di 71 mm - conforme a IEC 60670-1 - priva di alogeni 	
		<i>COMBI-CLIP MD65-71</i>	
		<ul style="list-style-type: none"> - for fitting of boxes MD65 on distance 71mm - in accordance with IEC 60670-1 - halogen free 	
	DE33	GIUNTO PER SCATOLE PER PARETI IN MURATURA MD65-91	
		<ul style="list-style-type: none"> - per collegare scatole MD65 ad una distanza di 91mm - conforme a IEC 60670-1 - priva di alogeni 	
		<i>COMBI-CLIP MD65-91</i>	
		<ul style="list-style-type: none"> - for fitting of boxes MD65 on distance 91mm - in accordance with IEC 60670-1 - halogen free 	
	DE20	COPERCHIO PROTETTIVO PER SCATOLA 60	
		<ul style="list-style-type: none"> - coperchio protettivo della scatola Ø60 per DE10, DE11, DE13, DE14 - conforme a IEC 60670-1 - protezione della scatola durante l'intonacatura 	
		<i>BOX COVER PROTECTIVE 60</i>	
		<ul style="list-style-type: none"> - protective cover for box Ø60 for DE10, DE11, DE13, DE14 - in accordance with IEC 60670-1 - box protection during plastering 	
	DE21	COPERCHIO PROTETTIVO PER SCATOLA 65	
		<ul style="list-style-type: none"> - coperchio di protezione per scatole Ø65 per DE12 - conforme a IEC 60670-1 - protezione della scatola durante l'intonacatura 	
		<i>BOX COVER PROTECTIVE 65</i>	
		<ul style="list-style-type: none"> - protective cover for box Ø65 for DE12 - in accordance with IEC 60670-1 - box protection during plastering 	
	DE22	COPERCHIO DECORATIVO PER SCATOLA SM60	
		<ul style="list-style-type: none"> - coperchio decorativo della scatola Ø60 - conforme a IEC 60670-1 - priva di alogeni 	
		<i>BOX COVER DECORATIVE SM60</i>	
		<ul style="list-style-type: none"> - decorative cover for boxes Ø60 - in accordance with IEC 60670-1 - halogen free 	

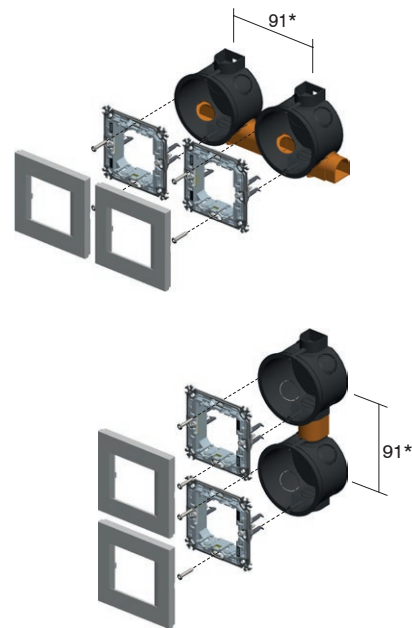
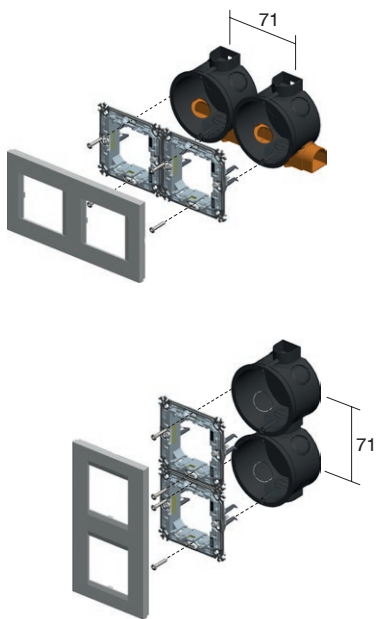



istruzioni di montaggio /
assembly instructions

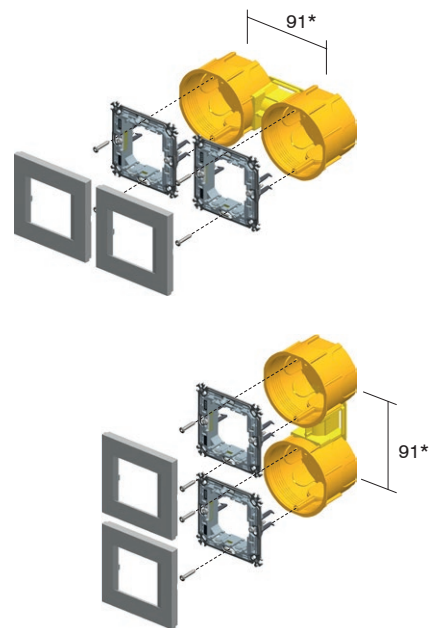
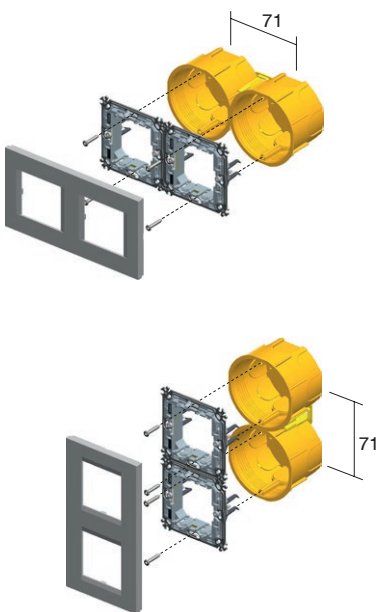
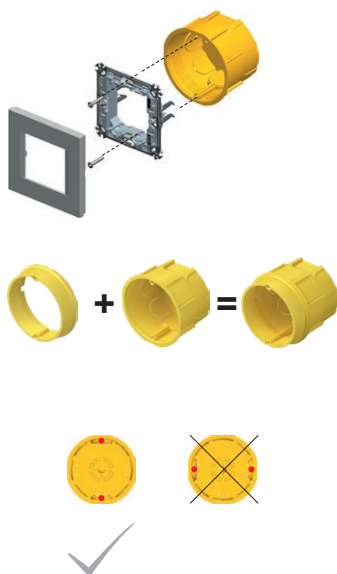
distanza tra le scatole: /
distance between boxes: 71mm

distanza tra le scatole: /
distance between boxes: 91mm

DE10,11



DE12,13



*per le placche PURE, EDGE la distanza minima tra le scatole
deve essere di 100 mm
* for PURE, EDGE cover plates the minimum distance
between boxes is 100mm

R O U N D B O X E S



DE10,11



DE12,13



NM20



NM24,26



DE10,11



DE12,13



NM10



DE10,11



DE12,13



NM23



71

2xDE10,11 + 2xDE31



2xDE12,13 + 1xDE32



2xNM20



2xNM24,26



2xDE10,11



2xDE12,13 + 1xDE32



2xNM20



2xNM24,26



3xDE10,11 + 3xDE31



3xDE12,13 + 2xDE32



3xNM20



3xNM24,26



3xDE10,11



3xDE12,13 + 2xDE32



3xNM20



3xNM24,26



4xDE10,11 + 4xDE31



4xDE12,13 + 3xDE32



4xNM20



4xNM24,26



4xDE10,11



4xDE12,13 + 3xDE32



4xNM20



4xNM24,26



5xDE10,11



5xDE12,13 + 4xDE32



5xNM20



5xNM24,26



SCATOLA TONDA DA INCASSO PER PARETI IN CARTONGESSO SM68x40

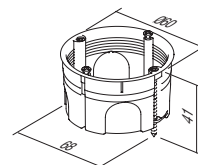


HE10

- Ø60, profondità 40mm
- installazione in cavità Ø68
- 850°C, 400V~
- conforme a IEC 60670-1
- montaggio con graffette
- priva di alogeni
- fissaggio del supporto con viti Ø 3 mm

ROUND BOX HOLLOW WALL SM68x40

- Ø60, depth 40mm
- cutting hole Ø68
- 850°C, 400V~
- in accordance with IEC 60670-1
- mounting with claws
- halogen free
- mounting the mounting frame with Ø 3 mm screws



SCATOLA TONDA DA INCASSO PER PARETI IN CARTONGESSO SM68x55

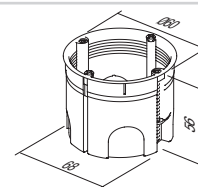


HE11

- Ø60, profondità 55mm
- installazione in cavità Ø68
- 850°C, 400V~
- conforme a IEC 60670-1
- montaggio con graffette
- priva di alogeni
- fissaggio del supporto con viti Ø 3 mm

ROUND BOX HOLLOW WALL SM68x55

- Ø60, depth 55mm
- cutting hole Ø68
- 850°C, 400V~
- in accordance with IEC 60670-1
- mounting with claws
- halogen free
- mounting the mounting frame with Ø 3 mm screws



SCATOLA TONDA DA INCASSO PER PARETI IN CALCESTRUZZO

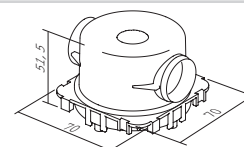


BE10

- Ø60mm, profondità 49mm
- 650°C, 500V~
- conforme a IEC 60670-1
- priva di alogeni
- fissaggio del supporto con viti Ø 3 mm

ROUND BOX CONCRETE

- Ø60mm, depth 49mm
- 650°C, 500V~
- in accordance with IEC 60670-1
- halogen free
- mounting the mounting frame with Ø 3 mm screws



SCATOLA TONDA DA INCASSO PER PARETI IN CALCESTRUZZO PROFONDA

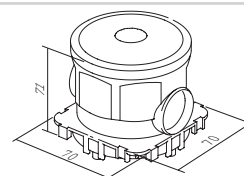


BE11

- Ø60mm, profondità 58mm
- 650°C, 500V~
- conforme a IEC 60670-1
- priva di alogeni
- fissaggio del supporto con viti Ø 3 mm

ROUND BOX CONCRETE DEEP

- Ø60mm, depth 58mm
- 650°C, 500V~
- in accordance with IEC 60670-1
- halogen free
- mounting the mounting frame with Ø 3 mm screws



SUPPORTO PER SCATOLE PER PARETI IN CALCESTRUZZO

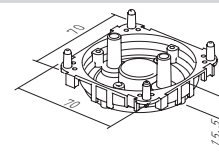


BE20

- per fissare le scatole con profilo distanziatore BM82 nella parete opposta
- conforme a IEC 60670-1
- priva di alogeni

COUNTER BOX SUPPORT CONCRETE

- to support concrete boxes with discance profile BM82 for extreme loads
- in accordance with IEC 60670-1
- halogen free



BLOCCATUBO PER SCATOLE PER PARETI IN CALCESTRUZZO 16

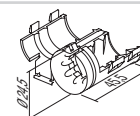


BE21


- per fissare saldamente i tubi alla scatola
- conforme a IEC 60670-1
- priva di alogeni

PIPE STOPPER CONCRETE BOX 16

- for firming installation pipe to box
- in accordance with IEC 60670-1
- halogen free



R O U N D B O X E S

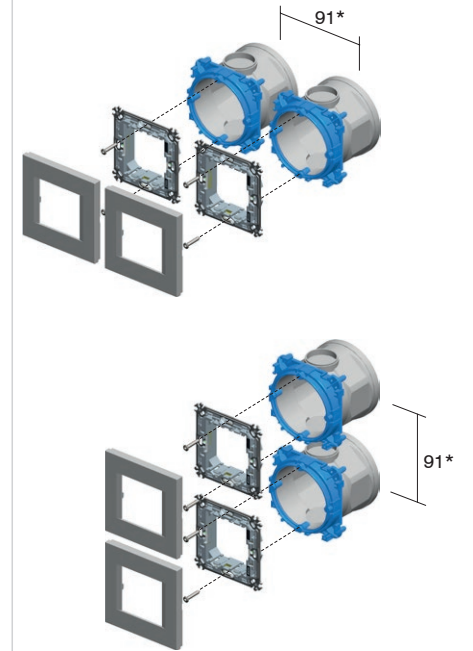
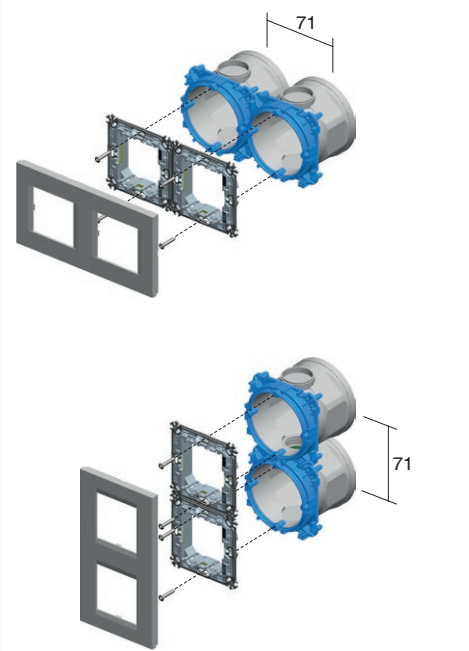

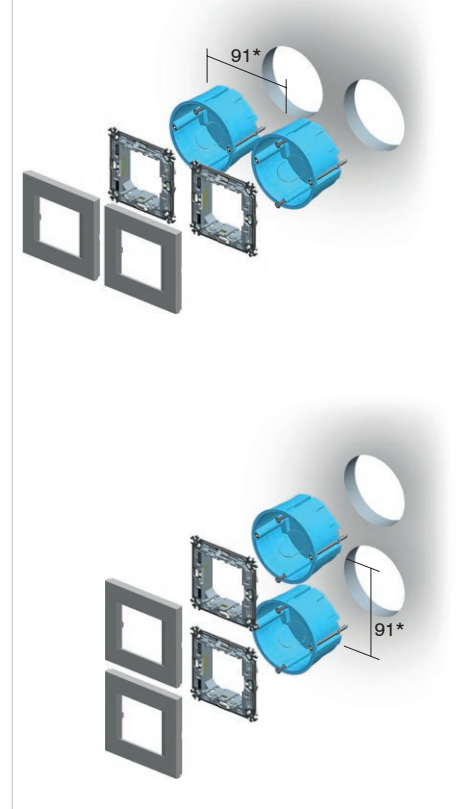
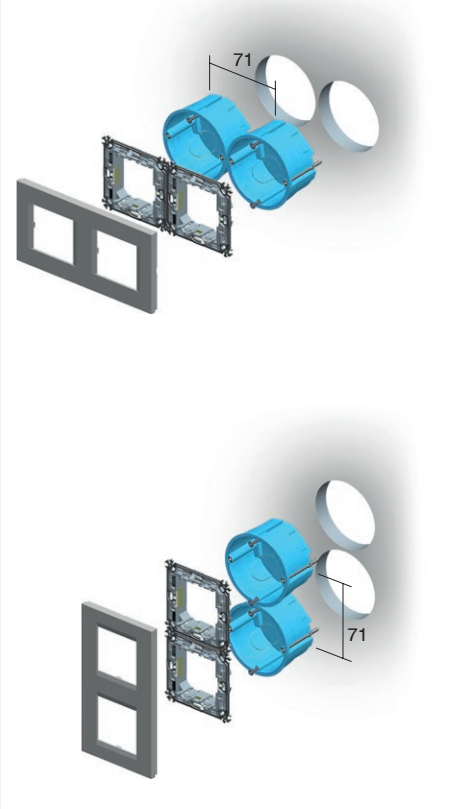



istruzioni di montaggio /
assembly instructions

distanza tra le scatole: /
distance between boxes: 71mm

distanza tra le scatole: /
distance between boxes: 91mm

HE10,11



*per le placche PURE, EDGE la distanza minima tra le scatole deve essere di 100 mm
* for PURE, EDGE cover plates the minimum distance between boxes is 100mm

pareti in cartongesso / hollow walls calcestruzzo / concrete



HE10,11



BE10,11



NM21



NM25,27



2M

HE10,11



BE10,11



NM11



1/2M

2xHE10,11



2xBE10,11



2xNM21



2xNM25,27



2x2M

HE10,11



BE10,11



NM32



2/3M

2xHE10,11



2xBE10,11



2xNM21



2xNM25,27



5xHE10,11



5xNM21



5xBE10,11




5xNM25,27



5x2M


3xHE10,11




3xBE10,11



3xNM21



3xNM25,27



3x2M

3xHE10,11



3xBE10,11



3xNM21



3xNM25,27



4xHE10,11



4xBE10,11



4xNM21



4xNM25,27



4x2M

4xHE10,11



4xBE10,11




4xNM21



4xNM25,27




R O U N D B O X E S

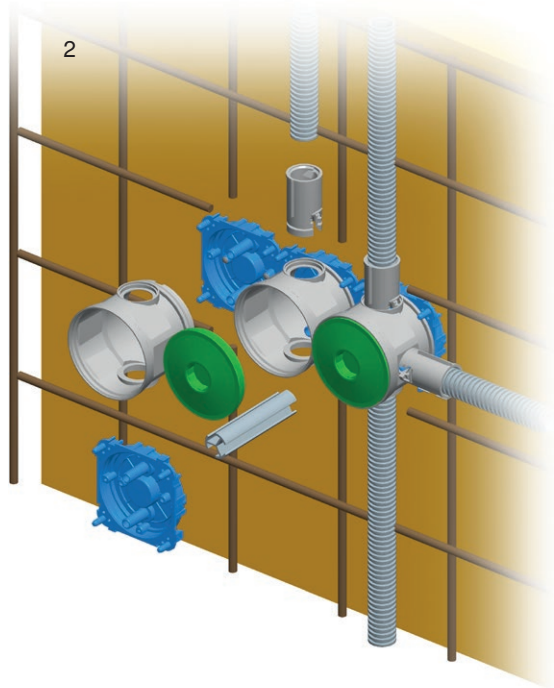


istruzioni di montaggio /
assembly instructions


1



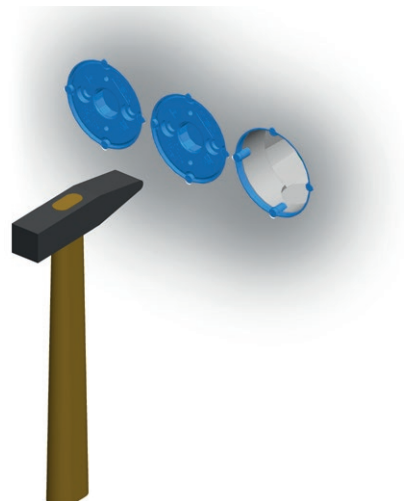
2



3



4



SCATOLE RETTANGOLARI



DM30



HM30



BM30

tipo type	denominazione description	dimensione size
DM30	SCATOLA PER PARETI IN MURATURA RECTANGULAR BOX BRICK	PM3
HM30	SCATOLA PER PARETI IN CARTONGESSO VM3 RECTANGULAR BOX HOLLOW WALL	
BM30	SCATOLA ER PARETI IN CALCESTRUZZO RECTANGULAR BOX CONCRETE	BM3
...

SCATOLA RETTANGOLARE PER PARETI IN MURATURA PM3

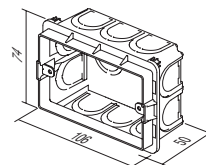


DM30

- dimensione 3M, profondità 49 mm
- 650°C, 400V~
- conforme a IEC 60670-1
- priva di alogeni

RECTANGULAR BOX BRICK PM3

- size 3M, depth 49mm
- 650°C, 400V~
- in accordance with IEC 60670-1
- halogen free



SCATOLA RETTANGOLARE PER PARETI IN MURATURA PM3-65

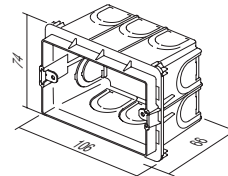


DM31

- dimensione 3M, profondità 65mm
- 650°C, 400V~
- conforme a IEC 60670-1
- priva di alogeni

RECTANGULAR BOX BRICK PM3-65

- size 3M, depth 65mm
- 650°C, 400V~
- in accordance with IEC 60670-1
- halogen free



SCATOLA RETTANGOLARE PER PARETI IN MURATURA PM4

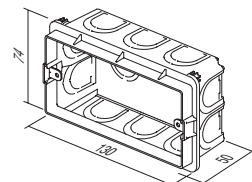


DM40

- dimensione 4M, profondità 49 mm
- 650°C, 400V~
- conforme a IEC 60670-1
- priva di alogeni

RECTANGULAR BOX BRICK PM4

- size 4M, depth 49mm
- 650°C, 400V~
- in accordance with IEC 60670-1
- halogen free



SCATOLA RETTANGOLARE PER PARETI IN MURATURA PM4-65

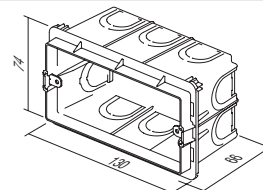


DM41


- dimensione 4M, profondità 65mm
- 650°C, 400V~
- conforme a IEC 60670-1
- priva di alogeni

RECTANGULAR BOX BRICK PM4-65

- size 4M, depth 65mm
- 650°C, 400V~
- in accordance with IEC 60670-1
- halogen free



R E C T A N G U L A R B O X E S



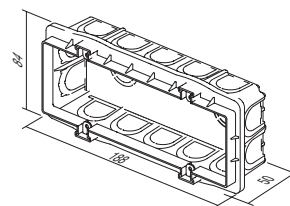
DM70

SCATOLA RETTANGOLARE PER PARETI IN MURATURA PM7

- dimensione 7M, profondità 49mm
- 650°C, 400V~
- conforme a IEC 60670-1
- priva di alogeni

RECTANGULAR BOX BRICK PM7

- size 7M, depth 49mm
- 650°C, 400V~
- in accordance with IEC 60670-1
- halogen free



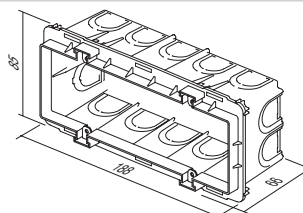
DM71

SCATOLA RETTANGOLARE PER PARETI IN MURATURA PM7-65

- dimensione 7M, profondità 65mm
- 650°C, 400V~
- conforme a IEC 60670-1
- priva di alogeni

RECTANGULAR BOX BRICK PM7-65

- size 7M, depth 65mm
- 650°C, 400V~
- in accordance with IEC 60670-1
- halogen free




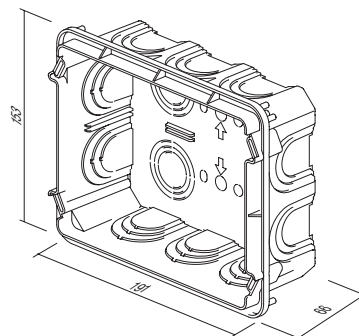
DM72

SCATOLA RETTANGOLARE PER PARETI IN MURATURA PM72-65

- dimensione 2x7M, profondità 64mm
- 650°C, 400V~
- conforme a IEC 60670-1
- priva di alogeni

RECTANGULAR BOX BRICK PM72-65

- size 2x7M, depth 64mm
- 650°C, 400V~
- in accordance with IEC 60670-1
- halogen free




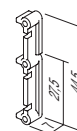
DM80

GIUNTO D'UNIONE/DISTANZIALE SCATOLA PM

- per il posizionamento verticale (A) e orizzontale (B) delle scatole PM3, PM4 e PM7
- adatti per le piastre di copertura decorative Line e Soft (non per PURE, EDGE)

DISTANCE PIECE FOR BOX PM

- for vertical (A) and horizontal (B) fitting of boxes PM3, PM4 and PM7
- suitable for Line and Soft decorative cover plates (not for PURE and EDGE)



SCATOLE RETTANGOLARI

COPERCHIO DI PROTEZIONE PER SCATOLE PM3

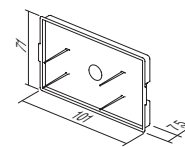


DM33

- coperchio di protezione per scatole PM3
- conforme a IEC 60670-1
- priva di alogeni
- protezione della scatola durante l'intonacatura

BOX COVER PROTECTIVE PM3

- protective cover for box PM3
- in accordance with IEC 60670-1
- halogen free
- box protection during plastering



COPERCHIO DECORATIVO PER SCATOLA PM3

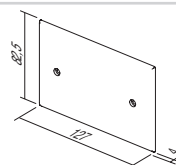


DM34

- coperchio decorativo per scatole 3M
- viti in dotazione
- conforme a IEC 60670-1
- priva di alogeni

BOX COVER DECORATIVE PM3

- decorative cover for boxes 3M
- screws are included
- in accordance with IEC 60670-1
- halogen free



COPERCHIO DI PROTEZIONE PER SCATOLE PM4

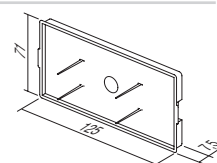


DM43

- coperchio di protezione per scatole PM4
- conforme a IEC 60670-1
- priva di alogeni
- protezione della scatola durante l'intonacatura

BOX COVER PROTECTIVE PM4

- protective cover for box PM4
- in accordance with IEC 60670-1
- halogen free
- box protection during plastering



COPERCHIO DECORATIVO PER SCATOLA PM4

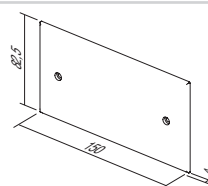


DM44


- coperchio decorativo per scatole 4M
- viti in dotazione
- conforme a IEC 60670-1
- priva di alogeni

BOX COVER DECORATIVE PM4

- decorative cover for boxes 4M
- screws are included
- in accordance with IEC 60670-1
- halogen free



COPERCHIO DI PROTEZIONE PER SCATOLE PM7

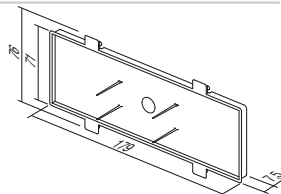


DM73

- coperchio di protezione per scatole PM7
- conforme a IEC 60670-1
- priva di alogeni
- protezione della scatola durante l'intonacatura

BOX COVER PROTECTIVE PM7

- protective cover for box PM7
- in accordance with IEC 60670-1
- halogen free
- box protection during plastering



COPERCHIO DECORATIVO PER SCATOLA PM7

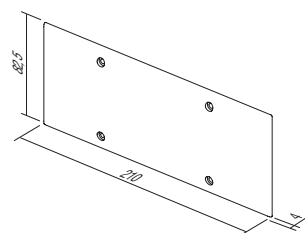


DM74

- coperchio decorativo per scatole 7M
- viti in dotazione
- conforme a IEC 60670-1
- priva di alogeni

BOX COVER DECORATIVE PM7

- decorative cover for boxes 7M
- screws are included
- in accordance with IEC 60670-1
- halogen free



R E C T A N G U L A R B O X E S



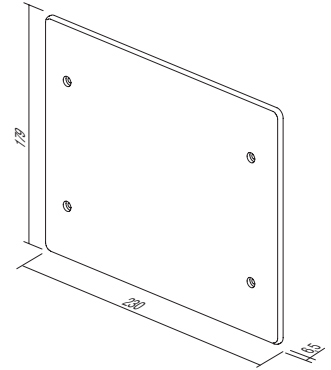
DM75

COPERCHIO DECORATIVO PER SCATOLA PM72

- coperchio decorativo per scatole 2x7M
- viti in dotazione
- conforme a IEC 60670-1

BOX COVER DECORATIVE PM72

- decorative cover for boxes 2x7M
- screws are included
- in accordance with IEC 60670-1



SCATOLE RETTANGOLARI

SCATOLA RETTANGOLARE PER PARETI IN CARTONGESSO VM3

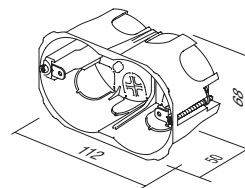


HM30

- dimensione 3M, profondità 49mm
- installazione in cavità 2xØ68/45mm
- 850°C, 400V~
- conforme a IEC 60670-1
- priva di alogeni

RECTANGULAR BOX HOLLOW WALL VM3

- size 3M, depth 49mm
- cutting hole 2xØ68/45mm
- 850°C, 400V~
- in accordance with IEC 60670-1
- halogen free



SCATOLA RETTANGOLARE PER PARETI IN CARTONGESSO VM4

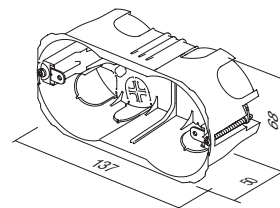


HM40

- dimensione 4M, profondità 49mm
- installazione in cavità 2xØ68/70mm
- 850°C, 400V~
- conforme a IEC 60670-1
- priva di alogeni

RECTANGULAR BOX HOLLOW WALL VM4

- size 4M, depth 49mm
- cutting hole 2xØ68/70mm
- 850°C, 400V~
- in accordance with IEC 60670-1
- halogen free



SCATOLA RETTANGOLARE PER PARETI IN CARTONGESSO VM7

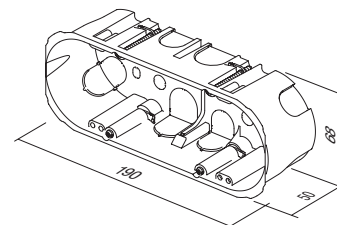


HM70

- dimensione 7M, profondità 49mm
- installazione in cavità 2xØ68/120mm
- 850°C, 400V~
- conforme a IEC 60670-1
- priva di alogeni

RECTANGULAR BOX HOLLOW WALL VM7

- size 7M, depth 49mm
- cutting hole 2xØ68/120mm
- 850°C, 400V~
- in accordance with IEC 60670-1
- halogen free



SCATOLA RETTANGOLARE PER PARETI IN CARTONGESSO VM72

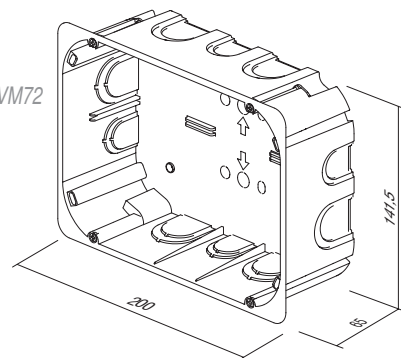


HM72


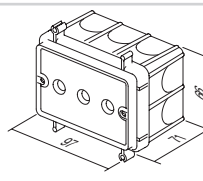

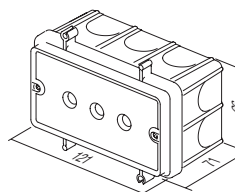

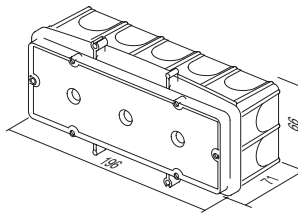

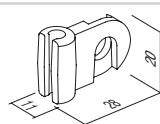

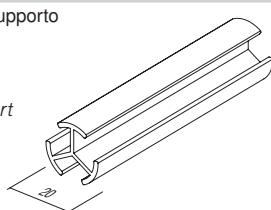
- dimensione 2x7M, profondità 63mm
- 850°C, 400V~
- conforme a IEC 60670-1
- priva di alogeni

RECTANGULAR BOX HOLLOW WALL VM72

- size 2x7M, depth 63mm
- 850°C, 400V~
- in accordance with IEC 60670-1
- halogen free



R E C T A N G U L A R B O X E S



	BM30	SCATOLA RETTANGOLARE PER PARETI IN CALCESTRUZZO BM3 - dimensione 3M, profondità 60mm - 650°C, 400V~ - conforme a IEC 60670-1 - priva di alogeni <i>RECTANGULAR BOX CONCRETE BM3</i> - size 3M, depth 60mm - 650°C, 400V~ - in accordance with IEC 60670-1 - halogen free	
	BM40	SCATOLA RETTANGOLARE PER PARETI IN CALCESTRUZZO BM4 - dimensione 4M, profondità 60mm - 650°C, 400V~ - conforme a IEC 60670-1 - priva di alogeni <i>RECTANGULAR BOX CONCRETE BM4</i> - size 4M, depth 60mm - 650°C, 400V~ - in accordance with IEC 60670-1 - halogen free	
	BM70	SCATOLA RETTANGOLARE PER PARETI IN CALCESTRUZZO BM7 - dimensione 7M, profondità 60mm - 650°C, 400V~ - conforme a IEC 60670-1 - priva di alogeni <i>RECTANGULAR BOX CONCRETE BM7</i> - size 7M, depth 60mm - 650°C, 400V~ - in accordance with IEC 60670-1 - halogen free	
	BM80	ELEMENTO DI FISSAGGIO PER SCATOLE BM - per un rapido fissaggio delle scatole rettangolari BM sulla barra di rinforzo - adatto a barre del diametro massimo di Ø8mm <i>FIXING COMBI-CLIP BM</i> - for fast fixation of BM rectangular boxes on reinforcing bar - suitable for bar diameter up to Ø8mm	
	BM82	PROFILO DISTANZIATORE PER SCATOLE - per fissare le scatole BM insieme all'apposito supporto sulla parete opposta - lunghezza l = 1m, diametro Ø20mm <i>DISTANCE PROFIL FOR BOXES BM</i> - to support boxes BM with counter box support on opposite wall - length l = 1m, diameter Ø20mm	

S C A T O L E R E T T A N G O L A R I

mattone / brick


pareti in cartongesso / hollow walls

calcestruzzo / concrete



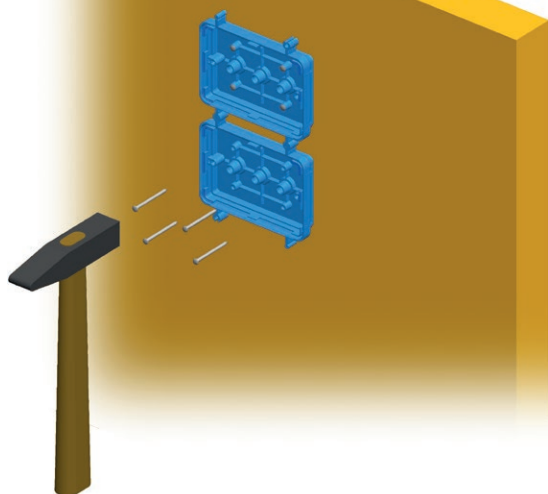
DM30		NM30	3M
HM30			
BM30			
DM40		NM40	4M
HM40			
BM40			
DM70		NM70,75	7M
HM70			
BM70			
DM72		NM72	2x7M
HM72			
DM30		NM32	2/3M
HM30			
BM30			

R E C T A N G U L A R B O X E S

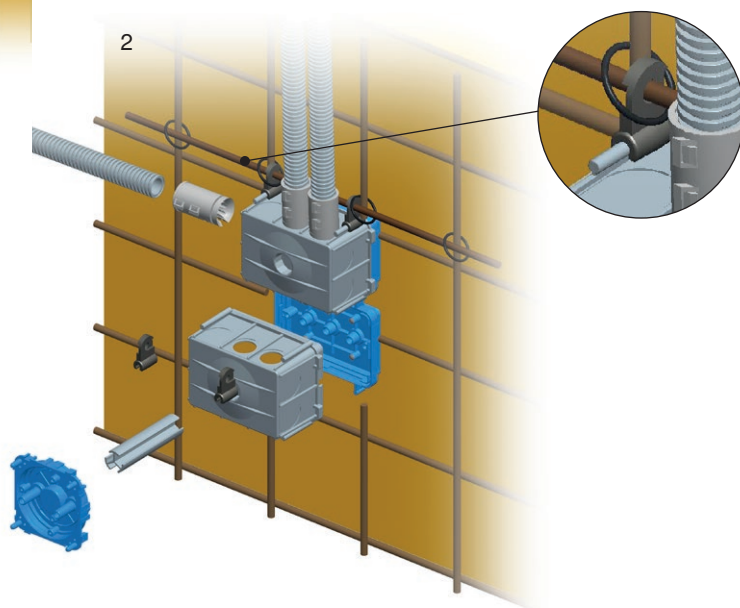


istruzioni di montaggio /
assembly instructions

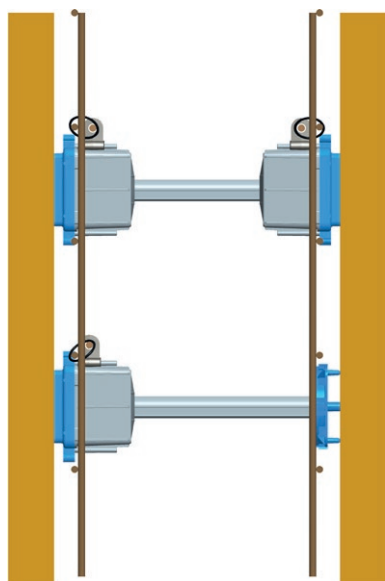
1



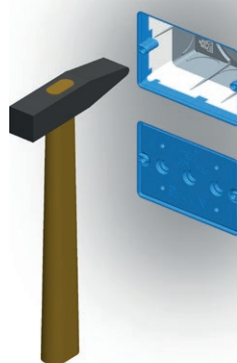
2



3



4



SCATOLE DI DERIVAZIONE

SCATOLA DI DISTRIBUZIONE TONDA PER PARETI IN MURATURA DSM78

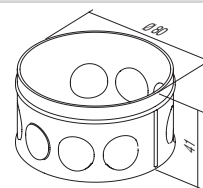


DW10

- Ø78, profondità 40 mm
- 650°C, 500V~
- conforme a IEC 60670-1 e IEC 60670-22
- priva di alogeni

CONNECTION ROUND BOX BRICK DSM78

- Ø78, depth 40mm
- 650°C, 500V~
- in accordance with IEC 60670-1 and IEC 60670-22
- halogen free



SCATOLA DI DISTRIBUZIONE TONDA PER PARETI IN CARTONGESSO SM78x45

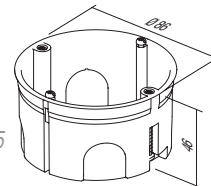


HW10

- Ø78, profondità 45mm
- installazione in cavità Ø80
- 850°C, 400V~
- conforme a IEC 60670-1 e IEC 60670-22
- montaggio con graffette
- priva di alogeni

CONNECTION ROUND BOX HOLLOW WALL SM78x45

- Ø78, depth 45mm
- cutting hole Ø80
- 850°C, 400V~
- in accordance with IEC 60670-1 and IEC 60670-22
- mounting with claws
- halogen free



COPERCHIO DECORATIVO PER SCATOLA SM78

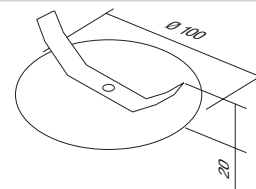


DE23

- coperchio decorativo per scatola Ø78
- conforme a IEC 60670-1 e IEC 60670-22
- priva di alogeni

BOX COVER DECORATIVE SM78

- decorative cover for boxes Ø78
- in accordance with IEC 60670-1 and IEC 60670-22
- halogen free



COPERCHIO PROTETTIVO PER SCATOLA 78

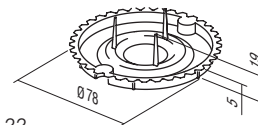


DE24

- coperchio di protezione per scatola Ø78,
- conforme a IEC 60670-1 e IEC 60670-22
- priva di alogeni

BOX COVER PROTECTIVE 78

- protective cover for box Ø78
- in accordance with IEC 60670-1 and IEC 60670-22
- halogen free



SCATOLA DI DISTRIBUZIONE QUADRATA PER PARETI IN CARTONGESSO SM105x105

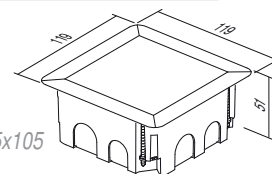


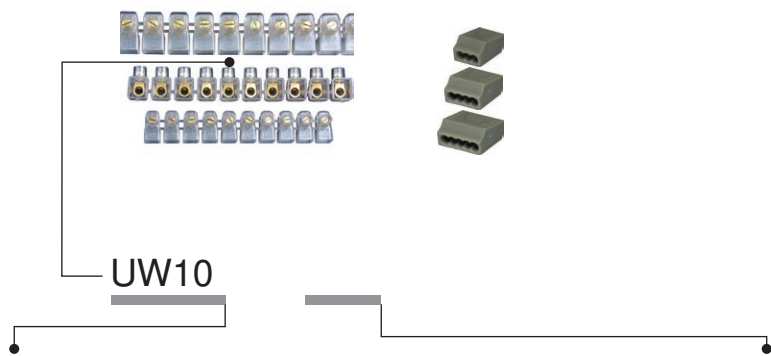
HW20

- 105x105 mm, profondità 50 mm
- installazione in cavità come da modello allegato
- 850°C, 400V~
- conforme a IEC 60670-1 e IEC 60670-22
- montaggio con graffette
- priva di alogeni

CONNECTION SQUARE BOX HOLLOW WALL SM105x105

- size 105x105mm, depth 50mm
- cutting hole according to attached template
- 850°C, 400V~
- in accordance with IEC 60670-1 and IEC 60670-22
- mounting with claws
- halogen free





tipo type	denominazione description	descrizione tecnica technical data	dimensione size	colore colour
UW10	BARRA DI MORSETTI UNIPOLARI CHIUSI 2x2.5mm ² 1 ROW TERMINAL BLOCKS		10P	<input checked="" type="checkbox"/> TS trasparenti transparent
UW11	BARRA DI MORSETTI UNIPOLARI CHIUSI 2x4mm ² 1 ROW TERMINAL BLOCKS		10P	<input checked="" type="checkbox"/> CO colorati colour
UW12	BARRA DI MORSETTI UNIPOLARI CHIUSI 2x6mm ² 1 ROW TERMINAL BLOCKS		10P	<input type="checkbox"/> WH bianco white
...	<input type="checkbox"/> GY grigio grey

BARRA DI MORSETTI UNIPOLARI CHIUSI

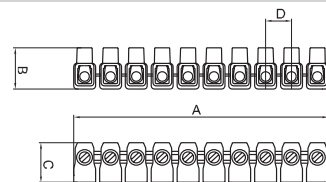


- 450V~; 2x2.5mm² ÷ 2x6mm²
- termoplast PC, trasparenti
- numero di poli: 10

1 ROW TERMINAL BLOCKS CLOSED


- 450V~; 2x2.5mm² ÷ 2x6mm²
- thermoplast PC, transparent
- number of poles: 10

UW10TS	(NS12)	2x2.5mm ²	10P
UW11TS	(NS12)	2x4mm ²	10P
UW12TS	(NS12)	2x6mm ²	10P



	A	B	C	D
2x2.5 □	110	17.5	17.5	11
2x4 □	128	21	19	12.5
2x6 □	146	21.5	22	15

MORSETTI UNIPOLARI

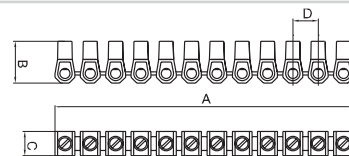


- 450V~; 2x2.5mm² ÷ 2x6mm²
- termoplast PA
- disponibili in diversi colori
- numero di poli: 12

1 ROW TERMINAL BLOCKS

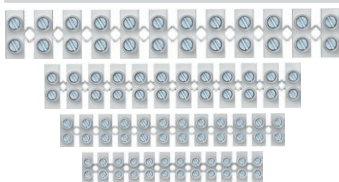
- 450V~; 2x2.5mm² ÷ 2x6mm²
- thermoplast PA
- available in different colours
- number of poles: 12

UW15CO	(NS12)	2x2.5mm ²	12P
UW16CO	(NS12)	2x4mm ²	12P
UW17CO	(NS12)	2x6mm ²	12P



	A	B	C	D
2x2.5 □	110	16.4	9	10
2x4 □	118.8	19	10	10
2x6 □	129.8	21.3	11	11.8

BARRA DI MORSETTI BIPOLARI IN PP



- 450 V~; 1 mm² ÷ 16 mm²
- thermoplast PP (polipropilene), bianco
- per temperature fino agli 80° C
- numero di morsetti: 12


2 ROW TERMINAL BLOCKS PP

- 450V~; 1mm² ÷ 16mm²
- thermoplast polypropylene PP, white
- for temperatures up to 80°C
- number of poles: 12



					A	B	C	D	E
UW29WHPP	1.0-4.0mm ²	24 A	450 V		94,9	13	16,6	8,1	6,4
UW30WHPP	1.5-6.0mm ²	32 A	450 V		116,5	14,9	18,9	10	7,3
UW31WHPP	2.5-10mm ²	41 A	450 V		133,8	17,3	23,4	11,5	10
UW32WHPP	4-16mm ²	76 A	450 V		174,5	20,7	25	15	11

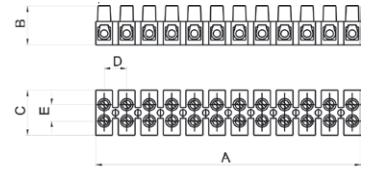
BARRA DI MORSETTI BIPOLARI IN PA



- 450 V~; 1 mm² ÷ 16 mm²
- termoplastici PA (poliammide), bianco
- per temperature fino ai 110° C
- numero di morsetti: 12

2 ROW TERMINAL BLOCKS PA

- 450V~; 1mm² ÷ 16mm²
- thermoplast polyamide PA, white
- for temperatures up to 110° C
- number of poles: 12



					A	B	C	D	E
UW27WHPA	2.5-10mm ²	41 A	450 V		132,8	17,3	22,2	11,5	10
UW28WHPA	4-16mm ²	76 A	450 V		173,9	20,8	25,2	15	11

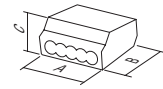
MORSETTI SENZA VITI



- 24A 450V~, termoplast PA, grigi
- numero di poli: 3÷8
- connettori senza viti 0.5 ÷ 1.5mm², per fili rigidi
- conforme a EN 60998-1

PLUG-IN WIRE CONNECTORS

- 24A 450V~, thermoplast PA, grey
- number of poles: 3÷8
- plug-in contacts 0.5÷1.5mm², for rigide wires
- in accordance with EN 60998-1



UW40GY	PC153	1.5mm ²	3P	3P	A 12	B 18	C 9
UW41GY	PC155	1.5mm ²	5P	5P	17	18	9
UW42GY	PC158	1.5mm ²	8P	8P	26	18	9

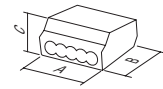
MORSETTI SENZA VITI



- 24A 450V~, termoplast PA, grigi
- numero di poli: 3÷5
- connettori senza viti 1.5 ÷ 2.5mm², per fili rigidi
- conforme a EN 60998-1

PLUG-IN WIRE CONNECTORS

- 24A 450V~, thermoplast PA, grey
- number of poles: 3÷5
- plug-in contacts 1.5÷2.5mm², for rigide wires
- in accordance with EN 60998-1



UW45GY	PC253	2.5mm ²	3P	3P	A 14	B 19	C 9
UW46GY	PC254	2.5mm ²	4P	4P	17	19	9
UW47GY	PC255	2.5mm ²	5P	5P	21	19	9

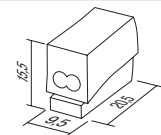
MORSETTI SENZA VITI



- 24A 450V~, termoplast PA, grigi
- numero di poli: 2 (fili rigidi) + 1 (filo morbido)
- connettori senza viti 1.5 ÷ 2.5mm²
- conforme a EN 60998-1

PLUG-IN WIRE CONNECTOR

- 24A 450V~, thermoplast PA, grey
- number of poles: 2 (rigide wire)+1 (soft wire)
- plug-in contacts 1.5÷2.5mm²
- in accordance with EN 60998-1



UW50WH	PC302	2.5mm ²	2/P				
--------	-------	--------------------	-----	--	--	--	--




158



159




161




166

DISTRIBUZIONE



TEM





tipo type	denominazione description	descrizione tecnica technical data	dimensione size	colore colour
AC11	CONTENITORE DA PARETE NO CUBO CON IL FONDO SURFACE MOUNT BOX WITH BACK SIDE COVER	IP20	1M	<input type="checkbox"/> PW bianco-lucido polar white <input type="checkbox"/> ES argento-opaco elox silver
AC21	CONTENITORE DA PARETE NO CUBO CON IL FONDO SURFACE MOUNT BOX WITH BACK SIDE COVER	IP20	2M	<input type="checkbox"/> IW beige-lucido ivory white <input type="checkbox"/> AT antracite anthracite
AC41	CONTENITORE DA PARETE NO CUBO CON IL FONDO SURFACE MOUNT BOX WITH BACK SIDE COVER	IP20	4M	<input type="checkbox"/> AT antracite anthracite

CONTENITORE DA PARETE NO CUBO CON FONDO IP20 1M



- AC11PW
- AC11ES
- AC11IW
- AC11AT

- custodia IP20 1M
- per il montaggio esterno (sopra l'intonaco)
- adatta ad interruttori SM
- conforme a EN 60669-1

BOX NO CUBO WITH BACK SIDE COVER IP20 1M
- box IP20 1M
- for surface mounting of elements
- suitable to SM switches
- in accordance with EN 60669-1



CONTENITORE DA PARETE NO CUBO CON FONDO IP20 2M



- AC21PW
- AC21ES
- AC21IW
- AC21AT

- custodia IP20 2M
- per il montaggio esterno (sopra l'intonaco)
- conforme a EN 60669-1, EN60884-1

BOX NO CUBO WITH BACK SIDE COVER IP20 2M
- box IP20 2M
- for surface mounting of elements
- in accordance with EN 60669-1, EN60884-1



CONTENITORE DA PARETE NO CUBO CON FONDO IP20 4M



- AC41PW
- AC41ES
- AC41IW
- AC41AT

- custodia IP20 4M
- per il montaggio esterno (sopra l'intonaco)
- conforme a EN 60669-1, EN60884-1

BOX NO CUBO WITH BACK SIDE COVER IP20 4M
- box IP20 4M
- for surface mounting of elements
- in accordance with EN 60669-1, EN60884-1



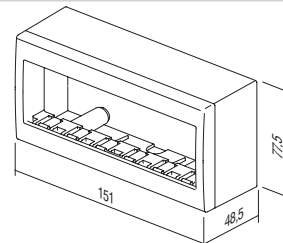
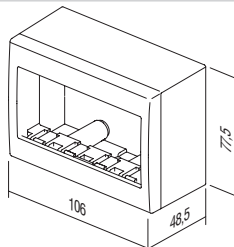
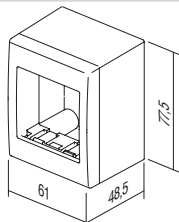
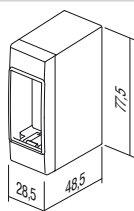
CONTENITORE DA PARETE NO CUBO CON FONDO IP20 6M



- AC61PW
- AC61ES
- AC61IW
- AC61AT

- custodia IP20 6M
- per il montaggio esterno (sopra l'intonaco)
- conforme a EN 60669-1, EN60884-1

BOX NO CUBO WITH BACK SIDE COVER IP20 6M
- box IP20 6M
- for surface mounting of elements
- in accordance with EN 60669-1, EN60884-1



B O X E S C U B O I P 5 5 A Q



tipo type	denominazione description	descrizione tecnica technical data	dimensione size	colore colour
AQ20	CONTENITORE NO CUBO OUTDOOR SURFACE MOUNT BOX	IP55	2M	<input type="checkbox"/> PW bianco lucido polar white
AQ22	CONTENITORE NO CUBO OUTDOOR SURFACE MOUNT BOX	IP55	2x2M	<input checked="" type="checkbox"/> GY grigio grey
AQ30	CONTENITORE NO CUBO OUTDOOR SURFACE MOUNT BOX	IP55	3M	
AQ31	CONTENITORE PO CUBO OUTDOOR SURFACE MOUNT BOX	IP55	3M	

CONTENITORE DA PARETE NO CUBO IP55 2M



- AQ20PW
 AQ20GY

- custodia IP55 2M
- per il montaggio esterno
- IP55 per l'installazione in ambienti umidi
- conforme a CEI 23-48, EN 60670

BOX NO CUBO IP55 2M

- box IP55 2M
- for surface mounting
- IP55 for usage in humid areas
- in accordance with CEI 23-48, EN 60670



CONTENITORE DA PARETE NO CUBO IP55 2x2M



- AQ22PW
 AQ22GY

- custodia IP55 2x2M
- per il montaggio esterno
- IP55 per l'installazione in ambienti umidi
- conforme a CEI 23-48, EN 60670

BOX NO CUBO IP55 2x2M

- box IP55 2x2M
- for surface mounting
- IP55 for usage in humid areas
- in accordance with CEI 23-48, EN 60670



CONTENITORE DA PARETE NO CUBO IP55 3M



- AQ30PW
 AQ30GY

- custodia IP55 3M
- per il montaggio esterno
- IP55 per l'installazione in ambienti umidi
- conforme a CEI 23-48, EN 60670

BOX NO CUBO IP55 3M

- box IP55 3M
- for surface mounting
- IP55 for usage in humid areas
- in accordance with CEI 23-48, EN 60670



SCATOLA PO CUBO IP55 2M



- AQ21PW
- AQ21AT

- scatola IP55 2M
- può essere combinata con tutti gli elementi funzionali Modul
- per montaggio a incasso
- IP55 per uso in aree umide
- conforme a CEI 23-48, EN 60670

BOX PO CUBO IP55 2M

- box IP55 2M
- can be combined with all Modul functional elements
- for flush mounting
- IP55 for usage in humid areas
- in accordance with CEI 23-48, EN 60670



CONTENITORE DA PARETE PO CUBO IP55 3M

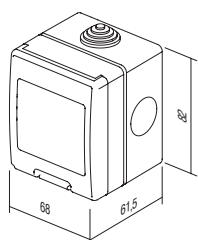


- AQ31PW
- AQ31GY

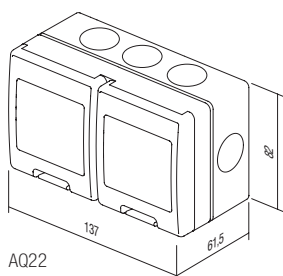
- custodia IP55 3M
- per il montaggio interno (a incasso)
- IP55 per l'installazione in ambienti umidi
- conforme a CEI 23-48, EN 60670

BOX PO CUBO IP55 3M

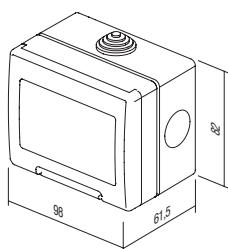
- box IP55 3M
- for flush mounting
- IP55 for usage in humid areas
- in accordance with CEI 23-48, EN 60670



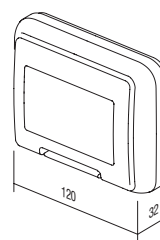
AQ20



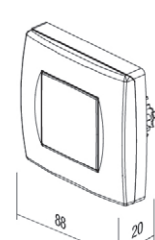
AQ22



AQ30




AQ31



AQ21

TRUNKING SYSTEM ALUMINIUM



tipo type	denominazione description	dimensione size	colore colour
RT10	ADATTATORE MA 92 ADAPTER MA 92	/	■ ES argento-opaco elox silver-mat
RT12	PLACCA MA 92 COVER PLATE MA 92	2/3M	□ PW bianco-opaco (RAL 9016) white-mat
RT14	PLACCA MA 92 COVER PLATE MA 92	4M	
⋮	⋮	⋮	

ADATTATORE MA 92




RT10

- adattatore per il fissaggio di supporti 2/3M, 4M o 7M
- Modul su canaline MA senza ascatoia
- ogni supporto richiede due adattatori
- conforme a EN 50085-1

ADAPTER MA 92

- adapter for fixing mounting frames 2/3M, 4M or 7M on MA trunking without box
- each mounting frame needs two adapters
- in accordance with EN 50085-1



PLACCA MA 92 2/3M

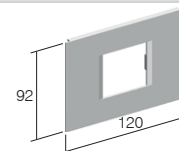


■ RT12ES
□ RT12PW

- placca decorativa MA 2/3M
- conforme a EN 50085-1

COVER PLATE MA 92 2/3M

- decorative cover plate MA 2/3M
- in accordance with EN 50085-1



PLACCA MA 92 4M

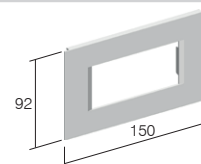


■ RT14ES
□ RT14PW

- placca decorativa MA 4M
- conforme a EN 50085-1

COVER PLATE MA 92 4M

- decorative cover plate MA 4M
- in accordance with EN 50085-1



PLACCA MA 92 7M

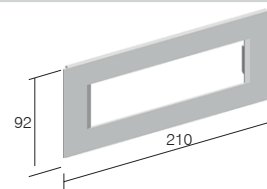


■ RT17ES
□ RT17PW

- placca decorativa MA 7M
- conforme a EN 50085-1

COVER PLATE MA 92 7M

- decorative cover plate MA 7M
- in accordance with EN 50085-1



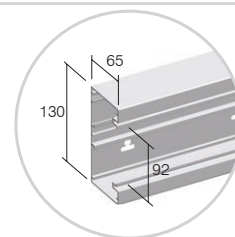
BASE DELLA CANALINA MA 130x65




- fondo della canalina in alluminio estruso
- altezza 130 mm, lunghezza 2 m
- guida DIN 35 mm sul fondo
- conforme a EN 50085-1

TRUNKING BASE MA 130x65

- *trunging base from extruded aluminium*
- *height 130mm, length 2m*
- *DIN - rail 35mm shape on bottom*
- *in accordance with EN 50085-1*



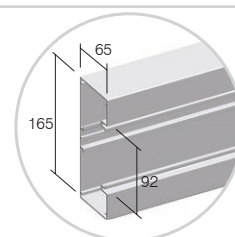
BASE DELLA CANALINA MA 165x65




- fondo della canalina in alluminio estruso
- altezza 165mm, lunghezza 2 m
- guida DIN 35 mm sul fondo
- conforme a EN 50085-1

TRUNKING BASE MA 165x65

- *trunging base from extruded aluminium*
- *height 165mm, length 2m*
- *DIN - rail 35mm shape on bottom*
- *in accordance with EN 50085-1*



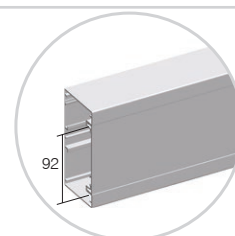
COPERCHIO CANALINA MA 92



- coperchio della canalina in alluminio estruso
- altezza 92mm, lunghezza 2 m
- conforme a EN 50085-1

FRONT COVER MA 92

- *front cover from extruded aluminium*
- *height 92mm, length 2m*
- *in accordance with EN 50085-1*



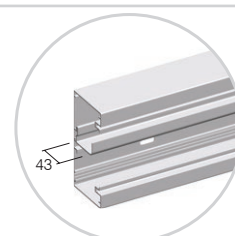
SEPARATORE MA 43



- separatore per canalina in alluminio estruso
- profondità 43mm, lunghezza 2 m
- conforme a EN 50085-1

CABLE SHELF MA 43

- *cabble shelf from extruded polymer*
- *depth 43mm, length 2m*
- *in accordance with EN 50085-1*



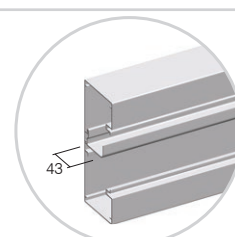
SEPARATORE MA 43 AL



- separatore per canalina in alluminio estruso
- profondità 43 mm, lunghezza 2 m
- conforme a EN 50085-1

CABLE SHELF MA 43 AL

- *cabble shelf from extruded aluminium*
- *depth 43mm, length 2m*
- *in accordance with EN 50085-1*



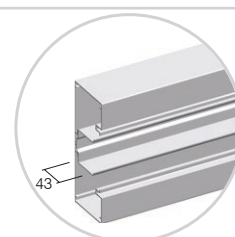
SEPARATORE DOPPIO MA 43 AL



- separatore per canalina doppio in alluminio estruso
- profondità 43 mm, lunghezza 2 m
- conforme a EN 50085-1

CABLE SHELF MA 43 AL DOUBLE

- *double cabble shelf from extruded aluminium*
- *depth 43mm, length 2m*
- *in accordance with EN 50085-1*



T R U N K I N G S Y S T E M A L U M I N I U M

ELEMENTO TERMINALE/TESTATA DI CHIUSURA MA 130x65




- RT35ES
- RT35PW

- testata di chiusura in polimero
- altezza 130mm
- conforme a EN 50085-1

STOP END MA 130x65

- stop end element from polymer
- height 130mm
- in accordance with EN 50085-1



ELEMENTO TERMINALE/TESTATA DI CHIUSURA MA 165x65




- RT36ES
- RT36PW

- testata di chiusura in metallo
- altezza 165mm
- conforme a EN 50085-1

STOP END MA 165x65

- stop end element from metal
- height 165mm
- in accordance with EN 50085-1



SET DI RACCORDI PIATTI MA 65

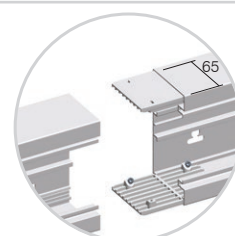


RT38

- raccordi in polimero
- il set comprende 2 giunti e viti
- conforme a EN 50085-1

SET JOINING PIECE MA 65

- joining piece from polymer
- set contains two pieces and screws
- in accordance with EN 50085-1



ANGOLO UNIVERSALE MA 130x65




- RT40ES
- RT40PW


- elemento ad angolo universale
- altezza 130mm
- conforme a EN 50085-1

UNIVERSAL CORNER MA 130x65

- universal corner element
- height 130mm
- in accordance with EN 50085-1



ANGOLO UNIVERSALE MA 165x65



- RT41ES
- RT41PW

- elemento ad angolo universale
- altezza 165mm
- conforme a EN 50085-1

UNIVERSAL CORNER MA 165x65

- universal corner element
- height 165mm
- in accordance with EN 50085-1



TERMINALE DI MESSA A TERRA MA 2x A6.3




RT42

- terminale per la messa a terra della base e del coperchio della canalina
- conforme a EN 50085-1

EARTHING PIECE MA 2x A6.3

- earthing piece for earthing of trunking base and front cover
- in accordance with EN 50085-1



ELEMENTO ANGOLARE A L MA 130x65 / 130

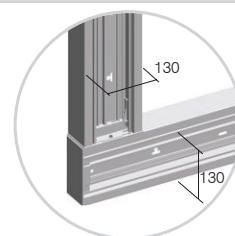


- RT43ES
- RT43PW

- raccordo a L universale in alluminio
- altezza 130mm, lunghezza 400mm
- per il collegamento a MA 130x65
- conforme a EN 50085-1

L-BEND MA 130x65 / 130

- universal L bend element from aluminium
- height 130mm, length 400mm
- connection on MA 130x65
- in accordance with EN 50085-1



ELEMENTO ANGOLARE A L MA 165x65 / 130

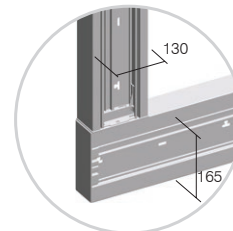


- RT44ES
- RT44PW

- raccordo a L universale in alluminio
- altezza 165mm, lunghezza 400mm
- per il collegamento a MA 130x65
- conforme a EN 50085-1

L-BEND MA 165x65 / 130

- universal L bend element from aluminium
- height 165mm, length 400mm
- connection on MA 130x65
- in accordance with EN 50085-1



ELEMENTO ANGOLARE A L MA 165x65 / 165

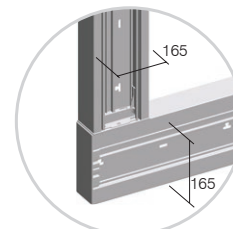


- RT47ES
- RT47PW

- raccordo a L universale in alluminio
- altezza 165mm, lunghezza 400mm
- per il collegamento a MA 165x65
- conforme a EN 50085-1

L-BEND MA 165x65 / 165

- universal L bend element from aluminium
- height 165mm, length 400mm
- connection on MA 165x65
- in accordance with EN 50085-1



ELEMENTO/RACCORDO A T MA 130x65 / 130

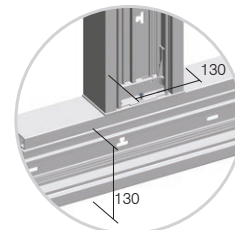


- RT45ES
- RT45PW

- raccordo a T universale in alluminio
- altezza 130mm, lunghezza 400mm
- per il collegamento a MA 130x65
- conforme a EN 50085-1

T-BEND MA 130x65 / 130

- universal T bend element from aluminium
- height 130mm, length 400mm
- connection on MA 130x65
- in accordance with EN 50085-1



ELEMENTO/RACCORDO A T MA 165x65 / 130

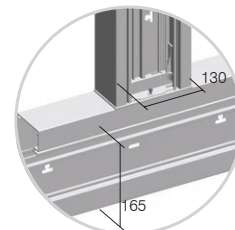


- RT46ES
- RT46PW

- raccordo a T universale in alluminio
- altezza 165mm, lunghezza 400mm
- per il collegamento a MA 130x65
- conforme a EN 50085-1

T-BEND MA 165x65 / 130

- universal T bend element from aluminium
- height 165mm, length 400mm
- connection on MA 130x65
- in accordance with EN 50085-1



ELEMENTO/RACCORDO A T MA 165x65 / 165

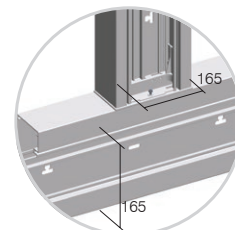


- RT48ES
- RT48PW

- raccordo a T universale in alluminio
- altezza 165mm, lunghezza 400mm
- per il collegamento a MA 165x65
- conforme a EN 50085-1

T-BEND MA 165x65 / 165

- universal T bend element from aluminium
- height 165mm, length 400mm
- connection on MA 165x65
- in accordance with EN 50085-1




MA è un sistema modulare per dimensioni 4M, 7M 8/8

MA trunking is based on modular system making 2M, 4M or 7M combinations of elements



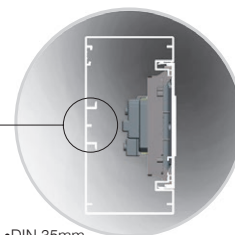
Modul fornisce anche elementi specifici per velocizzare il montaggio

In Modul we provide special elements for quick installation



L'adattatore MA consente un posizionamento preciso sul bordo della canalina.

With Adapter MA exact positioning without extra effort is provided



Il montaggio senza scatola significa più spazio per i cavi, guida DIN conforme a EN-60715

Mounted without box means more space for cables, DIN-rail base shape EN-60715

TRUNKING SYSTEM ALUMINIUM



SUPPORTO PER CANALINA MA SINGOLA 130x65



- RT50ES
- RT50PW

- supporto per il fissaggio della canalina MA130
sul pavimento e/o sul soffitto
- conforme a EN 50085-1

FIXING PLATE MA SINGLE 130x65

- fixing plate for fixing trunking base MA130 on the floor
and/or on the ceiling
- in accordance with EN 50085-1



- RT51ES
- RT51PW

SUPPORTO PER CANALINA MA DOPPIA 130x65

- supporto per il fissaggio di due canaline MA130 sul
pavimento e/o sul soffitto
- conforme a EN 50085-1

FIXING PLATE MA DOUBLE 130x65

- fixing plate for fixing two trunking bases MA130 on the
floor and/or on the ceiling
- in accordance with EN 50085-1



- RT52ES
- RT52PW

COLONNA MA 130x65x500

- colonna MA
- altezza 500mm
- supporto 7M incorporato
- conforme a EN 50085-1

SERVICE POST MA 130x65x500

- service post MA
- height 500mm
- mounting frame 7M included
- in accordance with EN 50085-1



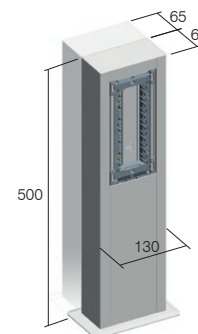
- RT53ES
- RT53PW

COLONNA MA DOPPIA 130x130x500

- colonna MA doppia
- altezza 500mm
- supporti 7M incorporati
- conforme a EN 50085-1

SERVICE POST MA DOUBLE 130x130x500


- service post MA double
- height 500mm
- mounting frames 7M included
- in accordance with EN 50085-1



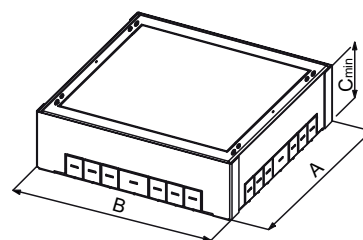
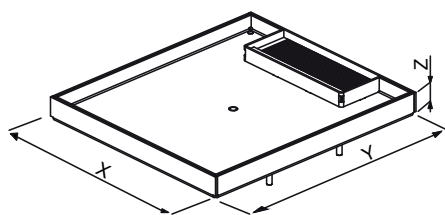
Cable intersection mm ²	Sezione utile dei cavi Cable cross-section (mm ²)				
	1 conduttore / 1 wire	2 conduttori / 2 wires	3 conduttori / 3 wires	4 conduttori / 4 wires	5 conduttori / 5 wires
1,5	44	111	121	144	169
2,5	49	133	157	169	211
4	58	169	183	211	256
6	68	196	225	256	307

Capacità della canalina / Trunk capacity				
canalina / Trunk	MA 130x65 vuota / empty	MA 130x65 con attrezzatura Modul / with Modul switches and sockets	MA 165x65 vuota / empty	MA 130x65 con attrezzatura Modul / with Modul switches and sockets
capacità capacity	7600 mm ²	5500 mm ²	9900 mm ²	7800 mm ²
max ø	54 mm	2x42 mm	54 mm	2x42 mm

SCATOLE A PAVIMENTO MT



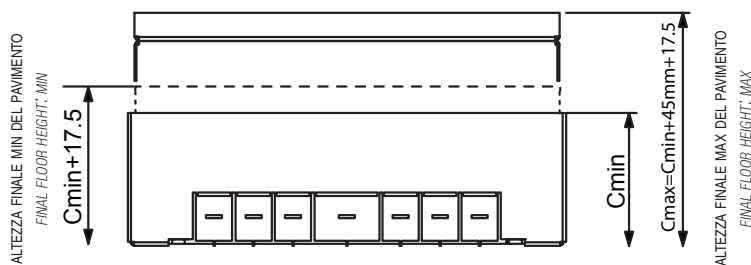
tipo type	denominazione description	descrizione tecnica technical data
RB50	ALLOGGIAMENTO DA INCASSO DELLA SCATOLA A PAVIMENTO FLOOR BOX BASE	4M
RB65S1	COPERCHIO DELLA SCATOLA A PAVIMENTO FLOOR DISTRIBUTION BOX COVER	4M
RB60	CASSETTA DELLA SCATOLA A PAVIMENTO INSERT FOR FLOOR DISTRIBUTION BOX	4M
⋮	⋮	⋮



	RB65S1	RB66S1	RB67S2	RB68S2
X	177	178	265	516,5
Y	200,5	265	265	265
Z	17,5	17,5	17,5	17,5

	RB50	RB51	RB52	RB53
A	208,5	273	273	273
B	182	182,5	269,5	521
C min	83	83	83	83

ALTEZZA MIN / MAX DEL GRUPPO
ASSEMBLY HEIGHT MIN / MAX



F L O O R B O X E S M T

ALLOGGIAMENTO DA INCASSO DELLA SCATOLA A PAVIMENTO 4M



RB50

- alloggiamento da incasso 4M
- in metallo, zincato
- per l'installazione a pavimento o in doppio pavimento
- dimensioni di montaggio 208,5 x 182 mm, profondità min 83 mm
- altezza regolabile 83 - 128 mm
- conforme a EN 5005-1 ed EN 50085-2-2

FLOOR BOX BASE 4M

- floor box base 4M
- metal, galvanized
- for installation in a floor or double floor
- mounting dimensions 208.5x182mm, min. depth 83mm
- adjustable height 83-128mm
- In accordance with EN 5005-1 and EN 50085-2-2

CASSETTA DELLA SCATOLA A PAVIMENTO 4M



RB60

- Cassetta della scatola a pavimento 4M
- In metallo, colore bianco RAL 9006
- Supporto MODUL 4M da incasso
- Conforme a EN 5005-1 ed EN 50085-2-2

INSERT FOR FLOOR DISTRIBUTION BOX 4M

- insert for floor box 4M
- metal, colour white RAL 9006
- mounting frame MODUL 4M included
- in accordance with EN 5005-1 and EN 50085-2-2

COPERCHIO DELLA SCATOLA A PAVIMENTO 4M



RB65S1

- Coperchio della scatola 4M
- In metallo, zincato
- Dimensioni di montaggio 200,5 x 177 mm, profondità 17,5 mm
- Spessore del rivestimento del pavimento fino a 11,5 mm
- Conforme a EN 5005-1 ed EN 50085-2-2

FLOOR DISTRIBUTION BOX COVER 4M

- floor box cover 4M
- metal, galvanized
- mounting dimensions 200.5x177mm, depth 17.5mm
- floor thickness up to 11.5mm
- in accordance with EN 5005-1 and EN 50085-2-2

ALLOGGIAMENTO DA INCASSO DELLA SCATOLA A PAVIMENTO 7M



RB51

- Alloggiamento da incasso 7M
- In metallo, zincato
- Per l'installazione a pavimento o in doppio pavimento
- Dimensioni di montaggio 273 x 182,5 mm, profondità min 83 mm
- Altezza regolabile 83 - 128 mm
- Conforme a EN 5005-1 ed EN 50085-2-2

FLOOR BOX BASE 7M

- floor box base 7M
- metal, galvanized
- for installation in a floor or double floor
- mounting dimensions 273x182.5mm, min. depth 83mm
- adjustable height 83-128mm
- in accordance with EN 5005-1 and EN 50085-2-2

CASSETTA DELLA SCATOLA A PAVIMENTO 7M



RB61

- Cassetta della scatola a pavimento 7M
- In metallo, colore bianco RAL 9006
- Supporto MODUL 7M da incasso
- Conforme a EN 5005-1 ed EN 50085-2-2

INSERT FOR FLOOR DISTRIBUTION BOX 7M

- insert for floor box 7M
- metal, colour white RAL 9006
- mounting frame MODUL 7M included
- in accordance with EN 5005-1 and EN 50085-2-2

COPERCHIO DELLA SCATOLA A PAVIMENTO 7M



RB66S1

- Coperchio della scatola 7M
- In metallo, zincato
- Dimensioni di montaggio 265 x 178 mm, profondità 17,5 mm
- Spessore del rivestimento del pavimento fino a 11,5 mm
- Conforme a EN 5005-1 ed EN 50085-2-2

FLOOR DISTRIBUTION BOX COVER 7M

- floor box cover 7M
- metal, galvanized
- mounting dimensions 265x178mm, depth 17.5mm
- floor thickness up to 11.5mm
- in accordance with EN 5005-1 and EN 50085-2-2

ALLOGGIAMENTO DA INCASSO DELLA SCATOLA A PAVIMENTO 2X7M



RB52

- Alloggiamento da incasso 2x7M
- In metallo, zincato
- Per l'installazione a pavimento o in doppio pavimento
- Dimensioni di montaggio 273 x 269,5 mm, profondità min 83 mm
- Altezza regolabile 83 – 128 mm
- Conforme a EN 5005-1 ed EN 50085-2-2

FLOOR BOX BASE 2X7M

- floor box base 2X7M
- metal, galvanized
- for installation in a floor or double floor
- mounting dimensions 273x269.5mm, min. depth 83mm
- adjustable height 83-128mm
- in accordance with EN 5005-1 and EN 50085-2-2

CASSETTA DELLA SCATOLA A PAVIMENTO 2X7M




RB62

- Cassetta della scatola a pavimento 2X7M
- In metallo, colore bianco RAL 9006
- Supporti MODUL 7Mx2 da incasso
- Conforme a EN 5005-1 ed EN 50085-2-2

INSERT FOR FLOOR DISTRIBUTION BOX 2X7M

- insert for floor box 2x7M
- metal, colour white RAL 9006
- mounting frames MODUL 2x7M included
- in accordance with EN 5005-1 and EN 50085-2-2

COPERCHIO DELLA SCATOLA A PAVIMENTO 2X7M




RB67S2

- Coperchio della scatola 2X7M
- In metallo, zincato
- Dimensioni di montaggio 265 x 265 mm, profondità 17,5 mm
- Spessore del rivestimento del pavimento fino a 11,5 mm
- Conforme a EN 5005-1 ed EN 50085-2-2

FLOOR DISTRIBUTION BOX COVER 2X7M

- floor box cover 2x7M
- metal, galvanized
- mounting dimensions 265x265mm, depth 17.5mm
- floor thickness up to 11.5mm
- in accordance with EN 5005-1 and EN 50085-2-2

ALLOGGIAMENTO DA INCASSO DELLA SCATOLA A PAVIMENTO 4X7M



RB53

- Alloggiamento da incasso 4x7M
- In metallo, zincato
- Per l'installazione a pavimento o in doppio pavimento
- Dimensioni di montaggio 273 x 521 mm, profondità min 83 mm
- Altezza regolabile 83 – 128 mm
- Conforme a EN 5005-1 ed EN 50085-2-2

FLOOR BOX BASE 4X7M

- floor box base 4X7M
- metal, galvanized
- for installation in a floor or double floor
- mounting dimensions 273x521mm, min. depth 83mm
- adjustable height 83-128mm
- in accordance with EN 5005-1 and EN 50085-2-2

CASSETTA DELLA SCATOLA A PAVIMENTO 2X7M



RB62

- Cassetta della scatola a pavimento 2X7M
- In metallo, colore bianco RAL 9006
- Supporti MODUL 7Mx2 da incasso
- Conforme a EN 5005-1 ed EN 50085-2-2

INSERT FOR FLOOR DISTRIBUTION BOX 2X7M

- insert for floor box 2x7M
- metal, colour white RAL 9006
- mounting frames MODUL 2x7M included
- in accordance with EN 5005-1 and EN 50085-2-2

COPERCHIO DELLA SCATOLA A PAVIMENTO 4X7M



RB68S2

- Coperchio della scatola 4X7M
- In metallo, zincato
- Dimensioni di montaggio 265 x 516,5 mm, profondità 17,5 mm
- Spessore del rivestimento del pavimento fino a 11,5 mm
- Conforme a EN 5005-1 ed EN 50085-2-2

FLOOR DISTRIBUTION BOX COVER 4X7M

- floor box cover 4x7M
- metal, galvanized
- mounting dimensions 265x516.5mm, depth 17.5mm
- floor thickness up to 11.5mm
- in accordance with EN 5005-1 and EN 50085-2-2

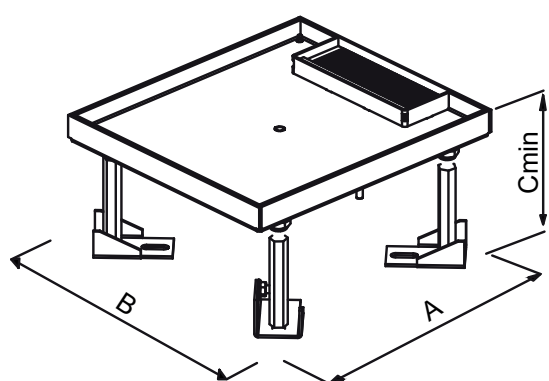
F L O O R B O X E S M T



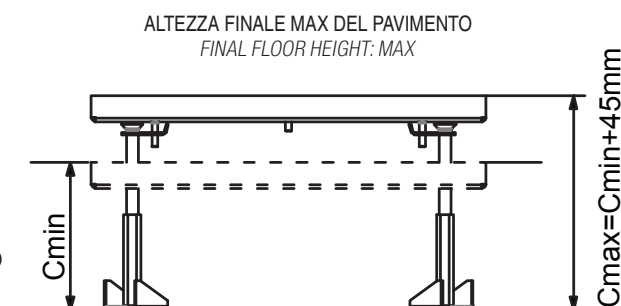
RB55S1

tipo type	denominazione description	descrizione tecnica technical data
RB55S1	SCATOLA A PAVIMENTO PER DOPPIO PAVIMENTO CON COPERCHIO P 4M FLOOR BOX WITH COVER FOR DOUBLE FLOORS	4M
RB60	CASSETTA DELLA SCATOLA A PAVIMENTO INSERT FOR FLOOR DISTRIBUTION BOX	4M
⋮	⋮	⋮
⋮	⋮	⋮

	RB55S1	RB56S1	RB57S2	RB58S2
A	200,5	265	265	265
B	177	178	265	516,5
C min	100	100	100	100



ALTEZZA FINALE MIN DEL PAVIMENTO
FINAL FLOOR HEIGHT: MIN



ALTEZZA FINALE MAX DEL PAVIMENTO
FINAL FLOOR HEIGHT: MAX

SCATOLA A PAVIMENTO PER DOPPIO PAVIMENTO CON COPERCHIO P 4M



RB55S1

- Scatola a pavimento per doppio pavimento 4M
- In metallo, zincata
- Dimensioni di montaggio 200,5 x 177mm, profondità min 100 mm
- Altezza regolabile 100 – 145 mm
- Spessore del rivestimento del pavimento fino a 11,5 mm
- Conforme a EN 5005-1 ed EN 50085-2-2

FLOOR BOX WITH COVER FOR DOUBLE FLOORS 4M

- floor box base 4M
- metal, galvanized
- mounting dimensions 200.5x177mm, min. depth 100mm
- adjustable height 100-145mm
- floor thickness up to 11.5mm
- in accordance with EN 5005-1 and EN 50085-2-2

CASSETTA DELLA SCATOLA A PAVIMENTO 4M



RB60

- Cassetta della scatola a pavimento 4M
- In metallo, colore bianco RAL 9006
- Supporto MODUL 4M da incasso
- Conforme a EN 5005-1 ed EN 50085-2-2

INSERT FOR FLOOR DISTRIBUTION BOX 4M

- insert for floor box 4M
- metal, colour white RAL 9006
- mounting frame MODUL 4M included
- in accordance with EN 5005-1 and EN 50085-2-2

SCATOLA A PAVIMENTO PER DOPPIO PAVIMENTO CON COPERCHIO P 7M



RB56S1

- Scatola a pavimento per doppio pavimento 7M
- In metallo, zincata
- Dimensioni di montaggio 265 x 178 mm, profondità min 100 mm
- Altezza regolabile 100 – 145 mm
- Spessore del rivestimento del pavimento fino a 11,5 mm
- Conforme a EN 5005-1 ed EN 50085-2-2

FLOOR BOX WITH COVER FOR DOUBLE FLOORS 7M

- floor box base 7M
- metal, galvanized
- mounting dimensions 265x178mm, min. depth 100mm
- adjustable height 100-145mm
- floor thickness up to 11.5mm
- in accordance with EN 5005-1 and EN 50085-2-2

CASSETTA DELLA SCATOLA A PAVIMENTO 7M



RB61

- Cassetta della scatola a pavimento 7M
- In metallo, colore bianco RAL 9006
- Supporto MODUL 7M da incasso
- Conforme a EN 5005-1 ed EN 50085-2-2

INSERT FOR FLOOR DISTRIBUTION BOX 7M

- insert for floor box 7M
- metal, colour white RAL 9006
- mounting frame MODUL 7M included
- in accordance with EN 5005-1 and EN 50085-2-2

SCATOLA A PAVIMENTO PER DOPPIO PAVIMENTO CON COPERCHIO P 2X7M



RB57S2

- Scatola a pavimento per doppio pavimento 2x7M
- In metallo, zincata
- Dimensioni di montaggio 265 x 265 mm, profondità min 100 mm
- Altezza regolabile 100 – 145 mm
- Spessore del rivestimento del pavimento fino a 11,5 mm
- Conforme a EN 5005-1 ed EN 50085-2-2

FLOOR BOX WITH COVER FOR DOUBLE FLOORS 2X7M

- floor box base 2x7M
- metal, galvanized
- mounting dimensions 265x265mm, min. depth 100mm
- adjustable height 100-145mm
- floor thickness up to 11.5mm
- in accordance with EN 5005-1 and EN 50085-2-2

CASSETTA DELLA SCATOLA A PAVIMENTO 2X7M



RB62

- Cassetta della scatola a pavimento 2x7M
- In metallo, colore bianco RAL 9006
- Supporti MODUL 7Mx2 da incasso
- Conforme a EN 5005-1 ed EN 50085-2-2

INSERT FOR FLOOR DISTRIBUTION BOX 2X7M

- insert for floor box 2x7M
- metal, colour white RAL 9006
- mounting frames MODUL 2x7M included
- in accordance with EN 5005-1 and EN 50085-2-2

SCATOLA A PAVIMENTO PER DOPPIO PAVIMENTO CON COPERCHIO P 4X7M




RB58S2

- Scatola a pavimento per doppio pavimento 4x7M
- In metallo, zincata
- Dimensioni di montaggio 265 x 516,5 mm, profondità min 100 mm
- Altezza regolabile 100 – 145 mm
- Spessore del rivestimento del pavimento fino a 11,5 mm
- Conforme a EN 5005-1 ed EN 50085-2-2

FLOOR BOX WITH COVER FOR DOUBLE FLOORS 4X7M

- floor box base 4x7M
- metal, galvanized
- mounting dimensions 265x516.5mm, min. depth 100mm
- adjustable height 100-145mm
- floor thickness up to 11.5mm
- in accordance with EN 5005-1 and EN 50085-2-2

CASSETTA DELLA SCATOLA A PAVIMENTO 2X7M




RB62


- Cassetta della scatola a pavimento 2x7M
- In metallo, colore bianco RAL 9006
- Supporti MODUL 7Mx2 da incasso
- Conforme a EN 5005-1 ed EN 50085-2-2

INSERT FOR FLOOR DISTRIBUTION BOX 2X7M

- insert for floor box 2x7M
- metal, colour white RAL 9006
- mounting frames MODUL 2x7M included
- in accordance with EN 5005-1 and EN 50085-2-2



RB10



tipo type	denominazione description	descrizione tecnica technical data
RB10	ADATTATORE PER GUIDA DIN <i>ADAPTER FOR DIN RAIL</i>	35mm 1M
RB11	ADATTATORE PER GUIDA DIN <i>ADAPTER FOR DIN RAIL</i>	35mm 2M
⋮	⋮	⋮

ADATTATORE PER GUIDA DIN 35mm 1M

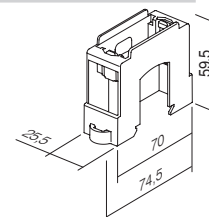


RB10

- adattatore MODUL 1M
- per guida DIN 35 mm
- conforme a EN 50022

ADAPTER FOR DIN RAIL 35mm 1M

- adapter MODUL 1M
- for DIN rail 35mm
- in accordance with EN 50022



ADATTATORE PER GUIDA DIN 35mm 2M

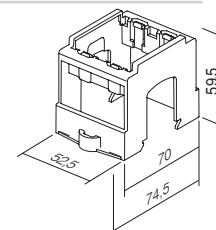


RB11

- adattatore MODUL 2M
- per guida DIN 35 mm
- conforme a EN 50022

ADAPTER FOR DIN RAIL 35mm 2M

- adapter MODUL 2M
- for DIN rail 35mm
- in accordance with EN 50022



TEM

SWITCH
LOGIQ



LOGIQ

LOGIQ
FLAT



LOGIQ
BOLD




LOGIQ
PRIME



LOGIQ

FLAT





LOGIQ

B O L D






LOGIQ

PRIME





Ideali per qualsiasi spazio

Le linee universali degli interruttori lasciano il segno negli spazi di lavoro moderni o in quelli abitativi più accoglienti e caldi. La famiglia di interruttori LOGIQ offre una soluzione semplice e logica per ogni vostro desiderio.

Made for every room

The switches have universal lines that make a mark in both modern work environments and cosy, comfortable living spaces. The LOGIQ family of switches offers a simple and logical solution for your every wish.



LOGIQ
FLAT



LOGIQ
PRIME

Armonia dei colori per ogni ambiente

La famiglia LOGIQ eccelle per la sua selezione logica di tonalità di colore comprovate ed eleganti, scelte tra quelle preferite dai consumatori. Non siete voi a adattarvi, ma è LOGIQ che si adatta a voi.

Harmony of colours for every room

The LOGIQ family prides itself on its logical range of verified and elegant hues known and loved by our users. Do not compromise, LOGIQ has you covered.

■ nero	<i>black</i>
■ antracite	<i>anthracite</i>
■ titanio	<i>titanium</i>
□ bianco-lucido	<i>polar white</i>



LOGIQ
FLAT



LOGIQ
BOLD



LOGIQ
PRIME


Immaginazione illimitata

La famiglia LOGIQ vi aiuterà a creare qualsiasi combinazione desideriate. Inoltre, abbiamo creato per voi un altro elemento molto utile, per cui combinare le linee orizzontali e verticali è ancora più facile. Il cosiddetto sistema 55/55 consente di utilizzare gli stessi elementi universali.

LIMITLESS IMAGINATION

The LOGIQ family allows you to create your own combinations. To make combining simple, we have created a useful system that supports the sequencing of horizontal and vertical lines. The so-called 55/55 system allows you to use the same universal elements every time.






Soluzioni semplici per i più esigenti

La famiglia LOGIQ offre elementi funzionali per ogni spazio e per ogni scopo. Potete usarli singolarmente o in serie. Orizzontalmente o verticalmente. Logico.

Simple for the most demanding

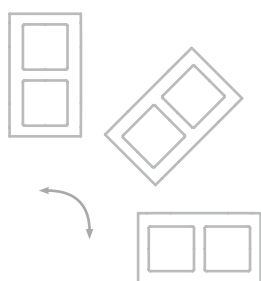
The LOGIQ family offers functional elements for every space and purpose. You can use these products individually or in a sequence, horizontally or vertically. Logically.



Posizionamento universale di placche decorative in tutte e tre le linee di design FLAT, BOLD e PRIME.

A universal layout of decorative cover plates in all three design lines – FLAT, BOLD and PRIME.






Montaggio logico

LOGIQ è la soluzione perfetta per i sistemi di scatole rotonde standard. Può essere usata per progettare installazioni, nuovi edifici e ristrutturazioni semplici e complesse. Questo sistema si distingue per i suoi connettori senza viti, che consentono di risparmiare tempo in fase di installazione degli elementi.

Logical installation

LOGIQ is a solution for the system of standardized round installations boxes. It can be used for simple as well as more demanding installations, new buildings and adaptations. The system is characterised by plug-in contacts which save time during installation of elements.



È bene sapere

Good to know



Tutte le prese hanno la protezione anti-contatto con elementi in tensione integrata.

All the sockets are equipped with a safety shutters assuring the protection to live contacts.



La struttura ben progettata dell'interruttore consente una facile indicazione anche in seguito.

The well-thought-out design of the switch enables the easy integration of the indication, including at a later time.



I contatti in lega d'argento assicurano l'affidabilità di commutazione.

Contacts made of silver alloy guarantee safe switching.



I connettori senza viti consentono un collegamento rapido e affidabile dei conduttori. Allo stesso connettore potete collegare due conduttori di diametro diverso.

Plug-in contacts enable quick and reliable attachment of wires. Two wires of different diameters can be attached to the same contact.




Le graffette consentono un collegamento più profondo (anche attraverso piastrelle di ceramica, ecc.).

Fixing claws enable deeper fixing (also through ceramic tiles, etc.)



Le scatole a montaggio rapido renderanno più facile il vostro lavoro. Le distanze giuste sono assicurate.

Easy-fitting installation boxes will make your work easier. Proper lengths are guaranteed.



SQ11
PW
IN
01
XO

tipo type	denominazione description	descrizione tecnica technical data	colore colour	caratteristica opzionale 1 optional data 1	caratteristica opzionale 2 optional data 2	caratteristica opzionale 3 optional data 3
SQ10	INTERRUTTORE UNIPOLARE 10AX 250V~ SWITCH 1WAY		□ PW bianco-lucido polar white	NT neutro neutral	🔔 01	XO senza placca without cover plate
SQ11	PULSANTE UNIPOLARE PUSH BUTTON 1WAY	10A 250V~	■ TI titanio titanium			
SQ22	INTERRUTTORE BIPOLARE 16AX 250V~ SWITCH 2POLE		■ AT antracite anthracite	IN indicatore indicator	🔦 02	
⋮	⋮	⋮	■ BK nero black		03	

INTERRUTTORE UNIPOLARE 10 A X 250 V~



- SQ10PWXO
- SQ10TIXO
- SQ10ATXO
- SQ10BKXO




- 10 A X 250 V~, tipo SQ10
- conforme a EN 60669-1
- fissaggio dei conduttori senza viti 1,5-2,5 mm²

SWITCH 1WAY 10AX 250V~

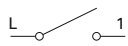
- 10AX 250V~, type SQ10
- in accordance with EN 60669-1
- plug-in contacts 1.5-2.5mm²



INTERRUTTORE UNIPOLARE 10 A X 250 V~ __ IN




- SQ10PWINXO
- SQ10TIINXO
- SQ10ATINXO
- SQ10BKINXO



- indicatore IN, senza lampada neon
- 10 A X 250 V~, tipo SQ10
- conforme a EN 60669-1
- fissaggio dei conduttori senza viti 1,5-2,5 mm²

SWITCH 1WAY 10AX 250V~ __ IN

- IN indicator, without neon lamp
- 10AX 250V~, type SQ10
- in accordance with EN 60669-1
- plug-in contacts 1.5-2.5mm²



PULSANTE UNIPOLARE 10 A 250 V~



- SQ11PWXO
- SQ11TIXO
- SQ11ATXO
- SQ11BKXO




- 10 A 250 V~, tipo SQ11
- conforme a EN 60669-1
- fissaggio dei conduttori senza viti 1,5-2,5 mm²

PUSH BUTTON 1WAY 10A 250V~


- 10A 250V~, type SQ11
- in accordance with EN 60669-1
- plug-in contacts 1.5-2.5mm²



PULSANTE UNIPOLARE 10 A 250 V~ __ IN 01




- SQ11PWIN01XO
- SQ11TIIN01XO
- SQ11ATIN01XO
- SQ11BKIN01XO



- indicatore IN 01 suoneria, senza lampada neon
- 10 A 250 V~, tipo SQ11
- conforme a EN 60669-1
- fissaggio dei conduttori senza viti 1,5-2,5 mm²

PUSH BUTTON 1WAY 10A 250V~ __ IN 01

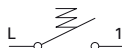
- IN 01 indicator bell, without neon lamp
- 10A 250V~, type SQ11
- in accordance with EN 60669-1
- plug-in contacts 1.5-2.5mm²



PULSANTE UNIPOLARE 10 A 250 V~ __ IN 02



- SQ11PWIN02XO
- SQ11TIIN02XO
- SQ11ATIN02XO
- SQ11BKIN02XO



- indicatore IN 02 luce, senza lampada neon
- 10 A 250 V~, tipo SQ11
- conforme a EN 60669-1
- fissaggio dei conduttori senza viti 1,5-2,5 mm²

PUSH BUTTON 1WAY 10A 250V~ __ IN 02

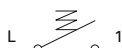
- IN 02 indicator light, without neon lamp
- 10A 250V~, type SQ11
- in accordance with EN 60669-1
- plug-in contacts 1.5-2.5mm²



PULSANTE UNIPOLARE 10A 250V~ __ IL



- SQ11PWILXO
- SQ11TIILXO
- SQ11ATILXO
- SQ11BKILXO



- targhetta IL
- 10A 250V~, tipo SQ11
- conforme a EN 60669-1
- fissaggio dei conduttori senza viti (plug in) 1.5-2.5mm²

PUSH BUTTON 1WAY 10A 250V~ __ IL

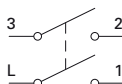
- IL inscription plate
- 10A 250V~, type SQ11
- in accordance with EN 60669-1
- plug-in contacts 1.5-2.5mm²



INTERRUTTORE BIPOLARE 16AX 250V~ __ IN 03



- SQ22PWIN03XO
- SQ22TIIN03XO
- SQ22ATIN03XO
- SQ22BKIN03XO



- IN 03 neutrale 0-1, senza lampada neon
- 16AX 250V~, tipo SQ22
- conforme a EN 60669-1
- fissaggio dei conduttori con viti di serraggio 1,5-2,5 mm²

SWITCH 2POLE 16AX 250V~ __ IN 03

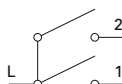
- IN 03 neutral 0-1, without neon lamp
- 16AX 250V~, type SQ22
- in accordance with EN 60669-1
- screw contacts 1.5-2.5mm²



INTERRUTTORE SERIALE 10 A X 250 V~




- SQ50PWXO
- SQ50TIXO
- SQ50ATXO
- SQ50BKXO



- 10 A X 250 V~, tipo SQ50
- conforme a EN 60669-1
- fissaggio dei conduttori senza viti 1,5-2,5 mm²

SWITCH 2GANG-1WAY 10AX 250V~

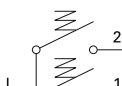
- 10AX 250V~, type SQ50
- in accordance with EN 60669-1
- plug-in contacts 1.5-2.5mm²



PULSANTE SERIALE 10 A 250 V~



- SQ51PWXO
- SQ51TIXO
- SQ51ATXO
- SQ51BKXO



- 10 A 250 V~, tipo SQ51
- conforme a EN 60669-1
- fissaggio dei conduttori senza viti 1,5-2,5 mm²

PUSH BUTTON 2GANG-1WAY 10A 250V~

- 10A 250V~, type SQ51
- in accordance with EN 60669-1
- plug-in contacts 1.5-2.5mm²



INTERRUTTORE PER SERRANDE 10 A X 250 V~ __ NT 09



- SQ52PWNT09XO
- SQ52TINT09XO
- SQ52ATNT09XO
- SQ52BKNT09XO



- NT 09 neutro su-giù
- 10 A X 250 V~, tipo SQ52
- conforme a EN 60669-1
- fissaggio dei conduttori senza viti 1,5-2,5 mm²
- con interblocco meccanico dell'accensione contemporanea

SWITCH SHUTTERS 10AX 250V~ __ NT 09

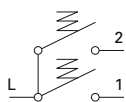
- NT 09 neutral up-down
- 10AX 250V~, type SQ52
- in accordance with EN 60669-1
- plug-in contacts 1.5-2.5mm²
- with mechanical interblock



PULSANTE PER SERRANDE 10 A 250 V~ __NT 09



- SQ53PWNT09XO
- SQ53TINT09XO
- SQ53ATNT09XO
- SQ53BKNT09XO



- NT 09 neutro su-giù
- 10 A 250 V~, tipo SQ53
- conforme a EN 60669-1
- fissaggio dei conduttori senza viti 1,5-2,5 mm²
- con interblocco meccanico dell'accensione contemporanea

PUSH BUTTON SHUTTERS 10A 250V~ __ NT 09

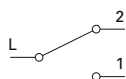
- NT 09 neutral up-down
- 10A 250V~, type SQ53
- in accordance with EN 60669-1
- plug-in contacts 1.5-2.5mm²
- with mechanical interblock



DEVIATORE 10 A X 250 V~



- SQ60PWXO
- SQ60TIXO
- SQ60ATXO
- SQ60BKXO



- 10 A X 250 V~, tipo SQ60
- conforme a EN 60669-1
- fissaggio dei conduttori senza viti 1,5-2,5 mm²

SWITCH 2WAY 10AX 250V~

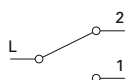
- 10AX 250V~, type SQ60
- in accordance with EN 60669-1
- plug-in contacts 1.5-2.5mm²



DEVIATORE 10 A X 250 V~ _IN



- SQ60PWINXO
- SQ60TIINXO
- SQ60ATINXO
- SQ60BKINXO



- indicatore IN, senza lampada neon
- 10 A X 250 V~, tipo SQ60
- conforme a EN 60669-1
- fissaggio dei conduttori senza viti 1,5-2,5 mm²

SWITCH 2WAY 10AX 250V~ _IN

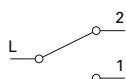
- IN indicator, without neon lamp
- 10AX 250V~, type SQ60
- in accordance with EN 60669-1
- plug-in contacts 1.5-2.5mm²



DEVIATORE 10 A X 250 V~ _IN 02



- SQ60PWIN02XO
- SQ60TIIN02XO
- SQ60ATIN02XO
- SQ60BKIN02XO



- indicatore IN 02 luce, senza lampada neon
- 10 AX 250 V~, tipo SQ60
- conforme a EN 60669-1
- fissaggio dei conduttori senza viti 1,5-2,5 mm²

SWITCH 2WAY 10AX 250V~ _IN 02

- IN 02 indicator light, without neon lamp
- 10AX 250V~, type SQ60
- in accordance with EN 60669-1
- plug-in contacts 1.5-2.5mm²



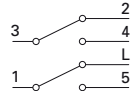
NEW

NEW

DEVIATORE DOPPIO 10 A X 250 V~



- SQ63PWXO
- SQ63TIXO
- SQ63ATXO
- SQ63BKXO



- 10 A X 250 V~, tipo SQ63
- conforme a EN 60669-1
- fissaggio dei conduttori senza viti 1,5-2,5 mm²

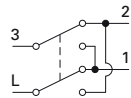
SWITCH DOUBLE 2WAY 10AX 250V~
 - 10AX 250V~, type SQ63
 - in accordance with EN 60669-1
 - plug-in contacts 1.5-2.5mm²



INVERTITORE 10 A X 250 V~



- SQ70PWXO
- SQ70TIXO
- SQ70ATXO
- SQ70BKXO

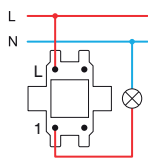


- 10 A X 250 V~, tipo SQ70
- conforme a EN 60669-1
- fissaggio dei conduttori senza viti 1,5-2,5 mm²

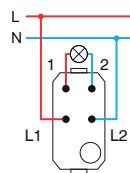
SWITCH INTERMEDIATE 10AX 250V~
 - 10AX 250V~, type SQ70
 - in accordance with EN 60669-1
 - plug-in contacts 1.5-2.5mm²



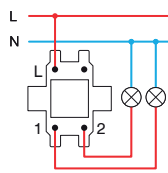
SQ10
SQ11



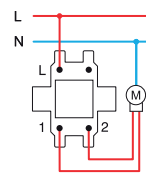
SQ22



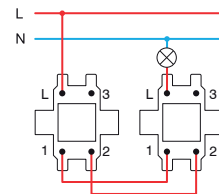
SQ50
SQ51



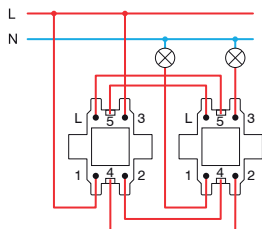
SQ52
SQ53



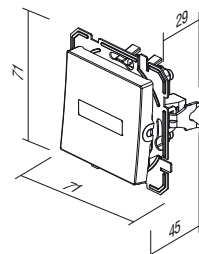
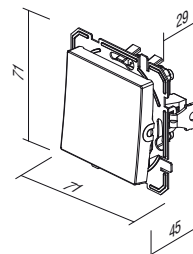
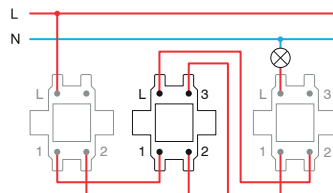
SQ60+SQ60




SQ63+SQ63



SQ60+SQ70+SQ60





IA20

WH

tipo type	denominazione description	descrizione tecnica technical data	colore colour
IA10	NEON NEON LAMP	230V~ 0,34W	<input type="checkbox"/> WH bianco white
IA20	LED SEGNALETICA LED SIGNALLING UNIT	230V~ 0,40W	<input checked="" type="checkbox"/> BL blu blue
IA21	LED SEGNALETICA LED SIGNALLING UNIT	24V AC/DC 0,20W	<input checked="" type="checkbox"/> RD rosso red
·	·	·	<input checked="" type="checkbox"/> GR verde green
·	·	·	<input checked="" type="checkbox"/> OR arancione orange


NEON 230 V~ 0,34 W



IA10OR

- per indicazioni, segnalazioni
o per segnalazioni permanenti
- in combinazione con il tasto con l'indicatore
NEON LAMP 230V~ 0,34W
- for indication, signalling
or permanent signalling
- in combination with a button featuring an indicator


LED SEGNALETICA 230 V AC/DC 0,40 W



IA20WH
 IA20GR
 IA20RD
 IA20BL

- per indicazioni, segnalazioni
o per segnalazioni permanenti
- in combinazione con il tasto con l'indicatore
LED SIGNALLING UNIT 230V AC/DC 0,40W
- for indication, signalling
or permanent signalling
- in combination with a button featuring an indicator


LED SEGNALETICA 24 V AC/DC 0,20 W



IA21WH
 IA21RD

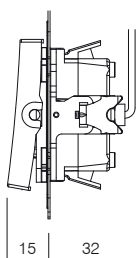
- per indicazioni, segnalazioni
o per segnalazioni permanenti
- in combinazione con il tasto con l'indicatore
LED SIGNALLING UNIT 24V AC/DC 0,20W
- for indication, signalling
or permanent signalling
- in combination with a button featuring an indicator

LED SEGNALETICA 12 V AC/DC 0,10 W

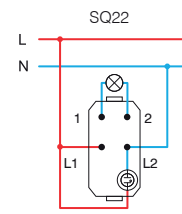
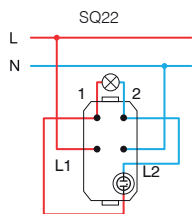
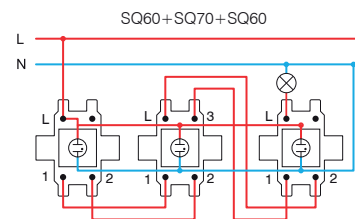
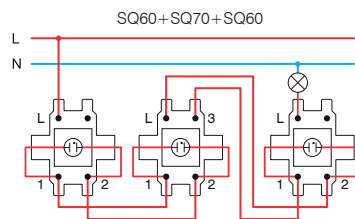
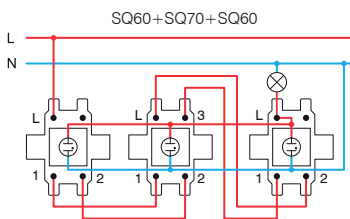
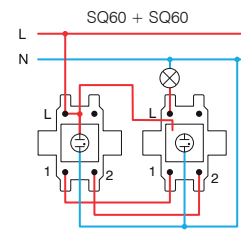
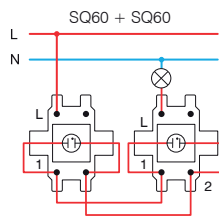
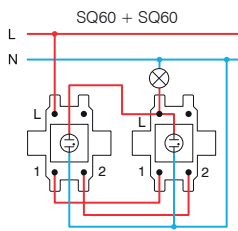
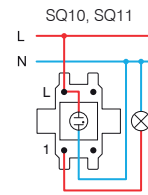
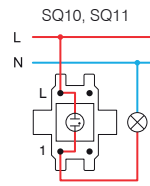
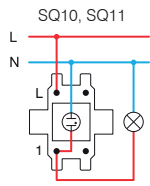


IA22WH
 IA22RD

- per indicazioni, segnalazioni
o per segnalazioni permanenti
- in combinazione con il tasto con l'indicatore
LED SIGNALLING UNIT 12V AC/DC 0,10W
- for indication, signalling
or permanent signalling
- in combination with a button featuring an indicator



S I G N A L I Z A T I O N I A

Indicazione /
Indication*Segnaletica /
SignalizationSegnaletica permanente /
Permanent signalling

* le connessioni non sono adatte per le lampadine a risparmio energetico (CFL, LED) /
the connections are not suitable for energy-saving bulbs (CFL, LED)

VQ10

PW

XO

tipo type	denominazione description	descrizione tecnica technical data	caratteristica opzionale 1 optional data 1
VQ10	PRESA SCHUKO SOCKET SCHUKO	2P+E 16A 250V~	XO senza placca without cover plate
VQ11	PRESA SCHUKO + COPERCHIO SOCKET SCHUKO+COVER	2P+E 16A 250V~	
VQ12	PRESA SCHUKO SOCKET SCHUKO	2P+E 16A 250V~ BV	
⋮	⋮	⋮	
⋮	⋮	⋮	

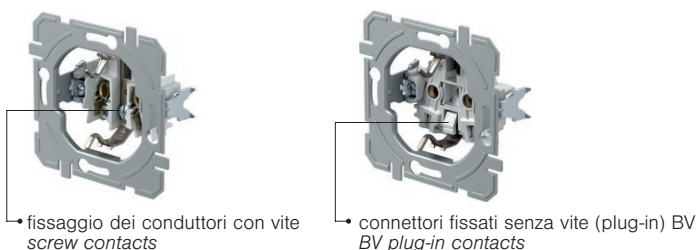
colore
colour

<input type="checkbox"/> PW	bianco-lucido polar white	<input checked="" type="checkbox"/> PT	bianco+trasparente white+transparent	<input type="checkbox"/> PP	bianco+bianco white+white
<input type="checkbox"/> TI	titanio titanium	<input checked="" type="checkbox"/> TT	titanio+trasparente titanium+transparent	<input type="checkbox"/> TI	titanio+titanio titanium+titanium
<input checked="" type="checkbox"/> AT	antracite anthracite	<input checked="" type="checkbox"/> AT	antracite+trasparente anthracite+transparent	<input checked="" type="checkbox"/> AA	antracite+antracite anthracite+anthracite
<input checked="" type="checkbox"/> BK	nero black	<input checked="" type="checkbox"/> BT	nero+trasparente black+transparent	<input checked="" type="checkbox"/> BB	nero+ nero black+black
<input checked="" type="checkbox"/> RD	rosso red	<input checked="" type="checkbox"/> RT	rosso+trasparente red+transparent	<input checked="" type="checkbox"/> RR	rosso+rosso red+red
<input checked="" type="checkbox"/> GR	verde green	<input checked="" type="checkbox"/> GT	verde+trasparente green+transparent	<input checked="" type="checkbox"/> GG	verde+verde green+green
<input checked="" type="checkbox"/> OR	arancione orange	<input checked="" type="checkbox"/> OT	arancione+trasparente orange+transparent	<input checked="" type="checkbox"/> OO	arancione+arancione orange+orange



schuko - conforme a EN 60884-1, CEE7 (foglio III)

schuko - in accordo con EN 60884-1, CEE7 (standard sheet III)



fissaggio dei conduttori con vite
screw contacts

connettori fissati senza vite (plug-in) BV
BV plug-in contacts

S O C K E T S V Q



- VQ10PWXO
- VQ10TIXO
- VQ10ATXO
- VQ10BKXO

- VQ10RDXO
- VQ10GRXO
- VQ10ORXO


PRESA SCHUKO 2P+E 16 A 250 V~ __ XO

- fissaggio dei conduttori con vite di serraggio 1,5-2,5 mm²
- XO senza placca
- 2P+E schuko
- 16 A 250 V~, tipo VQ10
- integrata protezione anticontatto



SOCKET SCHUKO 2P+E 16A 250V~ __ XO

- screw contacts 1.5-2.5mm²
- XO without surround
- 2P+E schuko
- 16A 250V~, type VQ10
- shuttered live contacts



- VQ11PTXO
- VQ11TTXO
- VQ11ATXO
- VQ11BTXO

- VQ11PPXO


PRESA SCHUKO+COPERCHIO 2P+E 16 A 250 V~ __ XO

- fissaggio dei conduttori con vite di serraggio 1,5-2,5 mm²
- XO senza placca
- 2P+E schuko+coperchio
- 16 A 250 V~, tipo VQ11
- integrata protezione anticontatto



SOCKET SCHUKO+COVER 2P+E 16A 250V~ __ XO

- screw contacts 1.5-2.5mm²
- XO without surround
- 2P+E schuko+cover
- 16A 250V~, type VQ11
- shuttered live contacts



- VQ12PWXO
- VQ12TIXO
- VQ12ATXO
- VQ12BKXO

- VQ12RDXO
- VQ12GRXO
- VQ12ORXO

PRESA SCHUKO 2P+E 16 A 250 V~ BV __ XO

- fissaggio dei conduttori senza viti (plug in) BV 1,5-2,5 mm²
- XO senza placca
- 2P+E schuko
- 16 A 250 V~, tipo VQ12
- integrata protezione anticontatto



SOCKET SCHUKO 2P+E 16A 250V~ BV __ XO

- BV plug-in contacts 1.5-2.5mm²
- XO without surround
- 2P+E schuko
- 16A 250V~, type VQ12
- shuttered live contacts



- VQ13PTXO
- VQ13TTXO
- VQ13ATXO
- VQ13BTXO

- VQ13PPXO

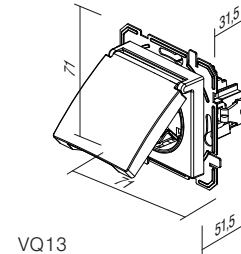
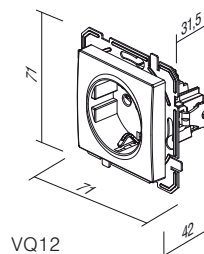
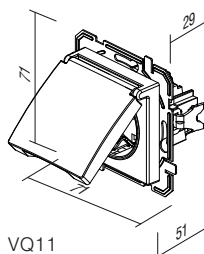
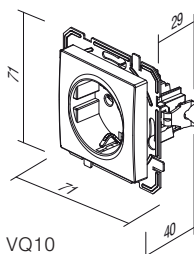
PRESA SCHUKO+COPERCHIO 2P+E 16 A 250 V~ BV __ XO

- fissaggio dei conduttori senza viti (plug in) BV 1,5-2,5 mm²
- XO senza placca
- 2P+E schuko+coperchio
- 16 A 250 V~, tipo VQ13
- integrata protezione anticontatto




SOCKET SCHUKO+COVER 2P+E 16A 250V~ BV __ XO

- BV plug-in contacts 1.5-2.5mm²
- XO without surround
- 2P+E schuko+cover
- 16A 250V~, type VQ13
- shuttered live contacts



PRESA FRANCESE 2P+E 16A 250V~ __ XO



- VQ40PWXO
- VQ40TIXO
- VQ40ATXO
- VQ40BKXO
- VQ40RDXO
- VQ40GRXO
- VQ40ORXO

- fissaggio dei conduttori con vite di serraggio 1.5-2.5mm²
- XO senza placca
- 2P+E francese
- 16A 250V~, tipo VQ40
- integrata protezione anticontatto



SOCKET FRENCH 2P+E 16A 250V~ __ XO

- screw contacts 1.5-2.5mm²
- XO without surround
- 2P+E French
- 16A 250V~, type VQ40
- shuttered live contacts

PRESA FRANCESE+COPERCHIO 2P+E 16A 250V~ __ XO



- VQ41PTXO
- VQ41TTXO
- VQ41ATXO
- VQ41BTXO
- VQ41PPXO

- fissaggio dei conduttori con vite di serraggio 1.5-2.5mm²
- XO senza placca
- 2P+E francese+coprerchio
- 16A 250V~, tipo VQ41
- integrata protezione anticontatto



SOCKET FRENCH+COVER 2P+E 16A 250V~ __ XO

- screw contacts 1.5-2.5mm²
- XO without surround
- 2P+E French+cover
- 16A 250V~, type VQ41
- shuttered live contacts

PRESA SCHUKO DOPPIA 2P+E 16 A 250 V~



- VQ16PWF
- VQ16TIF
- VQ16ATF
- VQ16BKF

- 2P+E schuko doppia
- 16 A 250 V~, tipo VQ16
- conforme a IEC 60884-1, CEE7
- fissaggio dei conduttori con vite di serraggio 1,5-2,5 mm²
- integrata protezione anticontatto



SOCKET SCHUKO DOUBLE 2P+E 16A 250V~

- 2P+E schuko double
- 16A 250V~, type VQ16
- in accordance with IEC 60884-1, CEE7
- screw contacts 1.5-2.5 mm²
- shuttered live contacts

PRESA SCHUKO DOPPIA 2P+E 16 A 250 V~



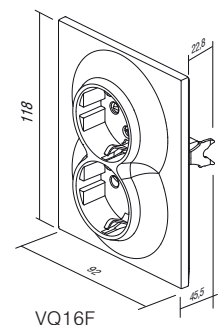
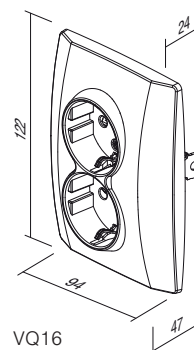
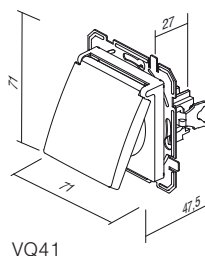
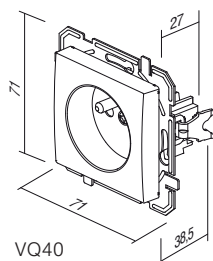
- VQ16PW
- VQ16TI
- VQ16AT
- VQ16BK

- 2P+E schuko doppia
- 16 A 250 V~, tipo VQ16
- conforme a IEC 60884-1, CEE7
- fissaggio dei conduttori con vite di serraggio 1,5-2,5 mm²
- integrata protezione anticontatto




SOCKET SCHUKO DOUBLE 2P+E 16A 250V~

- 2P+E schuko double
- 16A 250V~, type VQ16
- in accordance with IEC 60884-1, CEE7
- screw contacts 1.5-2.5 mm²
- shuttered live contacts



S O C K E T S V Q



- VQ42PWXO
- VQ42TIXO
- VQ42ATXO
- VQ42BKXO

PRESA FRANCESE 2P+E 16A 250V~ BV __ XO

- fissaggio dei conduttori senza vite (plug in) BV 1.5-2.5mm²
- XO senza placca
- 2P+E francese
- 16A 250V~, tipo VQ42
- integrata protezione anticontatto



SOCKET FRENCH 2P+E 16A 250V~ BV __ XO

- BV plug-in contacts 1.5-2.5mm²
- XO without surround
- 2P+E French
- 16A 250V~, type VQ42
- shuttered live contacts



- VQ43PTXO
- VQ43TTXO
- VQ43ATXO
- VQ43BTXO

- VQ43PPXO

PRESA FRANCESE+COPERCHIO 2P+E 16A 250V~ BV __ XO

- fissaggio dei conduttori senza vite (plug in) BV 1.5-2.5mm²
- XO senza placca
- 2P+E francese+coperchio
- 16A 250V~, tipo VQ43
- integrata protezione anticontatto



SOCKET FRENCH+COVER 2P+E 16A 250V~ BV __ XO

- BV plug-in contacts 1.5-2.5mm²
- XO without surround
- 2P+E French+cover
- 16A 250V~, type VQ43
- shuttered live contacts



- VQ46PWF
- VQ46TIF
- VQ46ATF
- VQ46BKF

PRESA FRANCESE DOPPIA 2P+E 16A 250V~

- 2P+E francese doppia
- 16A 250V~, tipo VQ46
- conforme a IEC 60884-1, CEE7; NF C 61-314, CSN 33 2318; PN-E 93201
- fissaggio dei conduttori con vite di serraggio 1.5-2.5 mm²
- integrata protezione anticontatto



SOCKET FRENCH DOUBLE 2P+E 16A 250V~

- 2P+E French double
- 16A 250V~, type VQ46
- in accordance with IEC 60884-1, CEE7; NF C 61-314, CSN 33 2318; PN-E 93201
- screw contacts 1,5-2,5 mm²
- shuttered live contacts



- VQ46PW
- VQ46TI
- VQ46AT
- VQ46BK

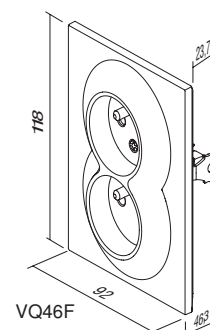
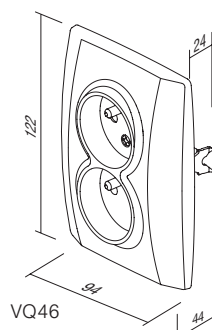
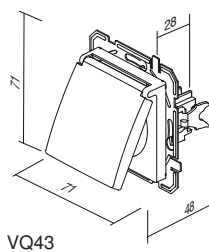
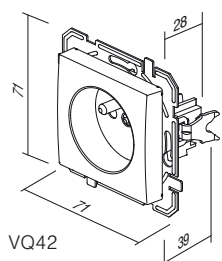
PRESA FRANCESE DOPPIA 2P+E 16A 250V~


- 2P+E francese doppia
- 16A 250V~, tipo VQ46
- conforme a IEC 60884-1, CEE7; NF C 61-314, CSN 33 2318; PN-E 93201
- fissaggio dei conduttori con vite di serraggio 1.5-2.5 mm²
- integrata protezione anticontatto



SOCKET FRENCH DOUBLE 2P+E 16A 250V~

- 2P+E French double
- 16A 250V~, type VQ46
- in accordance with IEC 60884-1, CEE7; NF C 61-314, CSN 33 2318; PN-E 93201
- screw contacts 1,5-2,5 mm²
- shuttered live contacts





tipo type	denominazione description	descrizione tecnica technical data	colore colour	caratteristica opzionale 1 optional data 1
KQ11	PRESA TV-R TERMINALE SOCKET TV-R END-LINE	1dB	<input type="checkbox"/> PW bianco-lucido polar white	XO senza placca without cover plate
KQ12	PRESA TV-R PASSANTE SOCKET TV-R THROUGHPASS	10dB	<input type="checkbox"/> TI titanio titanium	
KQ16	PRESA SAT-TV-R TERMINALE SOCKET SAT-TV-R END-LINE	3dB	<input type="checkbox"/> AT antracite anthracite	
...	<input type="checkbox"/> BK nero black	

PRESA TV BASE 0 dB



- KQ10PWXO
- KQ10TIXO
- KQ10ATXO
- KQ10BKXO


- TV base
- attenuazione 0 dB
- connettore posteriore – standard F

SOCKET TV BASIC 0dB

- TV basic
- reduction 0dB
- back connector – F standard



PRESA TV-R TERMINALE 1 dB




- KQ11PWXO
- KQ11TIXO
- KQ11ATXO
- KQ11BKXO

- TV-R terminale
- banda di frequenza 5÷862 MHz
- attenuazione: R-1,5 dB, TV-1 dB
- conforme a EN 50083-1
- morsetti a vite

SOCKET TV-R END-LINE 1dB

- TV-R end-line
- frequency range 5÷862 MHz
- reduction: R-1.5dB, TV-1dB
- in accordance with EN 50083-1
- screw contact




PRESA TV-R PASSANTE 10 dB

- KQ12PWXO
- KQ12TIXO
- KQ12ATXO
- KQ12BKXO

- TV-R passante
- banda di frequenza 5-862 MHz
- attenuazione: R-10 dB, TV-10 dB, passaggio-2 dB
- conforme a EN 50083-1
- morsetti a vite

SOCKET TV-R TROUGH-PASS 10dB

- TV-R troughpass
- frequency range 5-862 MHz
- reduction: R-10dB, TV-10dB, trough-2dB
- in accordance with EN 50083-1
- screw contacts

**PRESA SAT-TV-R TERMINALE 3 dB**

- KQ16PWXO
- KQ16TIXO
- KQ16ATXO
- KQ16BKXO

- SAT-TV-R terminale
- banda di frequenza 5-2400 MHz
- attenuazione: R-1 dB, TV-1.5 dB, SAT-3 dB
- conforme a EN 50083-1
- morsetti a vite

SOCKET SAT-TV-R END-LINE 3dB

- SAT-TV-R end-line
- frequency range 5-2400 MHz
- reduction: R-1dB, TV-1.5dB, SAT-3dB
- in accordance with EN 50083-1
- screw contacts

**PRESA AUDIO 2xRCA**

- KQ22PWXO
- KQ22TIXO
- KQ22ATXO
- KQ22BKXO

- audio 2xRCA
- fissaggio dei conduttori con saldatura

SOCKET AUDIO 2xRCA

- audio 2xRCA
- soldering connection of cable



PRESA CASSE AUDIO



- KQ23PWXO
- KQ23TIXO
- KQ23ATXO
- KQ23BKXO

- audio 2x Ø 4 mm
- per il collegamento dei conduttori audio, spina di Ø 4 mm o connettore a forcella
- saldatura del collegamento del cavo sul lato posteriore

SOCKET AUDIO LOUDSPEAKERS

- audio 2x Ø4mm
- to accommodate speaker wire, banana plug Ø4mm or spades
- soldering connection of cable at the back side



PRESA TEL KS RJ11 6/4



- KQ36PWXO
- KQ36TIXO
- KQ36ATXO
- KQ36BKXO

- standard di fissaggio KS keystone
- RJ11 6/4
- conforme a IEC 60603-7

SOCKET TEL KS RJ11 6/4

- KS keystone fixing standard
- RJ11 6/4
- in accordance with IEC 60603-7



PRESA CAT5e KS RJ45 8/8



- KQ37PWXO
- KQ37TIXO
- KQ37ATXO
- KQ37BKXO


- standard di fissaggio KS keystone
- CAT5e, RJ45 8/8
- conforme a IEC 60603-7

SOCKET CAT5e KS RJ45 8/8

- KS keystone fixing standard
- CAT5e, RJ45 8/8
- in accordance with IEC 60603-7



PRESA TEL KS DOPPIA 2x RJ11 6/4



- KQ38PWXO
- KQ38TIXO
- KQ38ATXO
- KQ38BKXO

- standard di fissaggio KS keystone
- 2x RJ11, 6/4
- conforme a IEC 60603-7

SOCKET TEL KS DOUBLE 2x RJ11 6/4

- KS keystone fixing standard
- 2x RJ11, 6/4
- in accordance with IEC 60603-7



PRESA CAT5e KS DOPPIA 2x RJ45 8/8

- KQ39PWXO
- KQ39TIXO
- KQ39ATXO
- KQ39BKXO

- standard di fissaggio KS keystone
- 2x CAT5e, RJ45 8/8
- conforme a IEC 60603-7

SOCKET CAT5e KS DOUBLE 2x RJ45 8/8

- KS keystone fixing standard
- 2x CAT5e, RJ45 8/8
- in accordance with IEC 60603-7

**PRESA TEL LT RJ11 6/4**

- KQ35PWXO
- KQ35TIXO
- KQ35ATXO
- KQ35BKXO

- vite TEL LT
- fissaggio dei conduttori con vite
- RJ11 6/4
- conforme a IEC 60603-7

SOCKET TEL LT RJ11 6/4

- TEL LT screw
- screw contacts
- RJ11 6/4
- in accordance with IEC 60603-7

**PRESA CAT6s KS RJ45 8/8 SLIM**

- KQ40PWXO
- KQ40TIXO
- KQ40ATXO
- KQ40BKXO

- standard di fissaggio KS keystone
- CAT6s, RJ45 8/8
- conforme a IEC 60603-7

SOCKET CAT6s KS RJ45 8/8 SLIM

- KS keystone fixing standard
- CAT6s, RJ45 8/8
- in accordance with IEC 60603-7

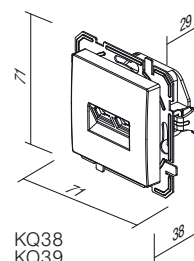
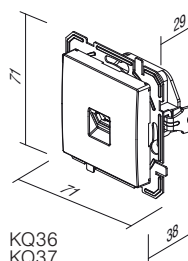
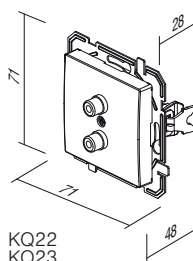
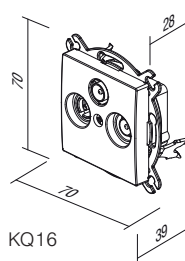
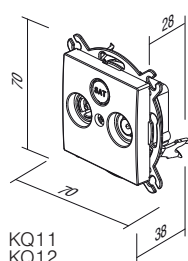
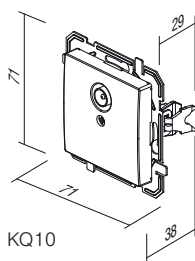
**PRESA CAT6s KS DOPPIA 2x RJ45 8/8 SLIM**

- KQ41PWXO
- KQ41TIXO
- KQ41ATXO
- KQ41BKXO

- standard di fissaggio KS keystone
- 2x CAT6, RJ45 8/8
- conforme a IEC 60603-7

SOCKET CAT6s KS DOUBLE 2x RJ45 8/8 SLIM

- KS keystone fixing standard
- 2x CAT6s, RJ45 8/8
- in accordance with IEC 60603-7






EQ15

PW

XO

tipo type	denominazione description	descrizione tecnica technical data	colore colour	caratteristica opzionale 1 optional data 1
EQ15	DIMMER A MANOPOLA CON DEVIATORE DIMMER ROTATIVE 2WAY	RL 400W	<input type="checkbox"/> PW bianco-lucido polar white	XO senza placca without cover plate
EQ16	DIMMER A MANOPOLA CON DEVIATORE DIMMER ROTATIVE 2WAY	RLC 400W	<input type="checkbox"/> TI titanio titanium	
EQ19	DIMMER A MANOPOLA CON DEVIATORE DIMMER ROTATIVE 2WAY	LED 100W	<input type="checkbox"/> AT antracite anthracite	
⋮	⋮	⋮	<input type="checkbox"/> BK nero black	

DIMMER A MANOPOLA CON DEVIATORE RL 400 W



- EQ15PWXO
- EQ15TIXO
- EQ15ATXO
- EQ15BKXO



DIMMER ROTATIVE 2WAY RL 400W

- controllo a manopola con deviatore
- carico RL, 40 W - 400 W
- è possibile il collegamento con un deviatore
- collegamento di più dimmer non consentito
- conforme a EN 60669-1 ed EN 60669-2-1
- fissaggio dei conduttori senza viti (plug in) 1,5 mm²
- alimentazione 230 V~ 50 Hz
- fusibile sostituibile incluso



DIMMER A MANOPOLA CON DEVIATORE RLC 400 W



- EQ16PWXO
- EQ16TIXO
- EQ16ATXO
- EQ16BKXO




DIMMER ROTATIVE 2WAY RLC 400W

- controllo a manopola con deviatore
- carico RLC, 20 W - 400 W
- è possibile il collegamento con un deviatore
- collegamento di più dimmer non consentito
- conforme a EN 60669-1 ed EN 60669-2-1
- fissaggio dei conduttori senza viti (plug in) 1,5 mm²
- alimentazione 230 V~ 50 Hz
- fusibile elettronico



DIMMER A MANOPOLA CON DEVIATORE LED 100W



- EQ19PWXO
- EQ19TIXO
- EQ19ATXO
- EQ19BKXO

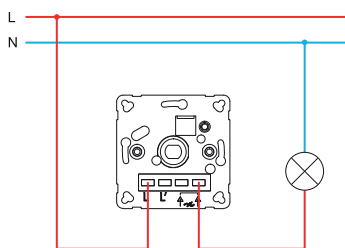


DIMMER ROTATIVE 2WAY LED 100W

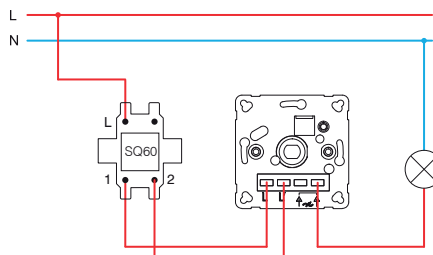
- controllo a manopola con deviatore
- carico: LED, 0-100 W (max. 10 lampade LED) GLS, 10-250 W
- è possibile il collegamento con un deviatore
- collegamento di più dimmer non consentito
- conforme a EN 60669-1 ed EN 60669-2-1
- fissaggio dei conduttori senza viti (plug in) 1,5 mm²
- alimentazione 230 V~ 50 Hz
- fusibile sostituibile incluso



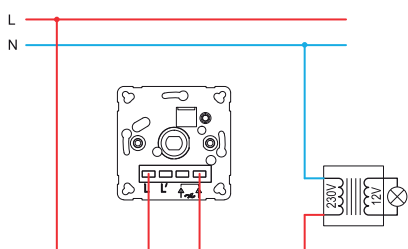
EQ15, EQ16, EQ19



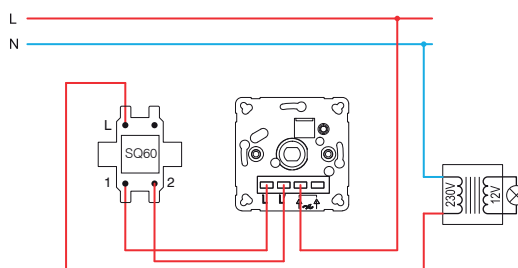
EQ15, EQ16, EQ19



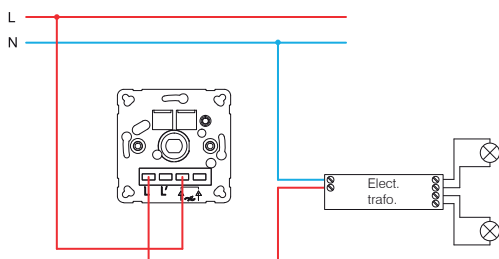
EQ15, EQ16, EQ19



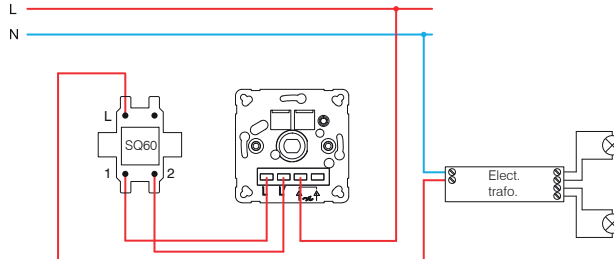
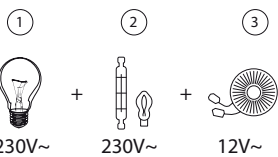
EQ15, EQ16, EQ19



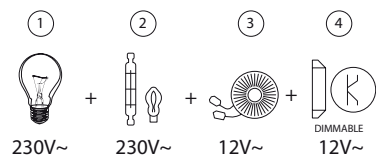
EQ16, EQ19



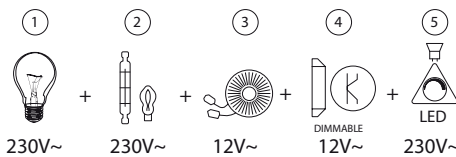
EQ16, EQ19

**EQ15 (40÷400W)**

- 1 - lampada a incandescenza /
incandescent lamp
2 - lampada alogena /
halogen lamp

EQ16 (20÷400W)

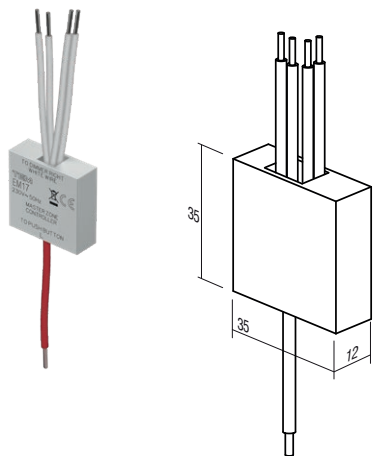
- 3 - trasformatore classico /
classical transformer
4 - trasformatore elettronico dimmerabile /
dimmable electronic transformer
5 - lampadina LED dimmerabile /
dimmable LED lamp

EQ19 (GLS 10÷250W ; LED 0÷100W)

- 5 - lampadina LED dimmerabile /
dimmable LED lamp

Modulo di CONTROLLO MZC per EM18

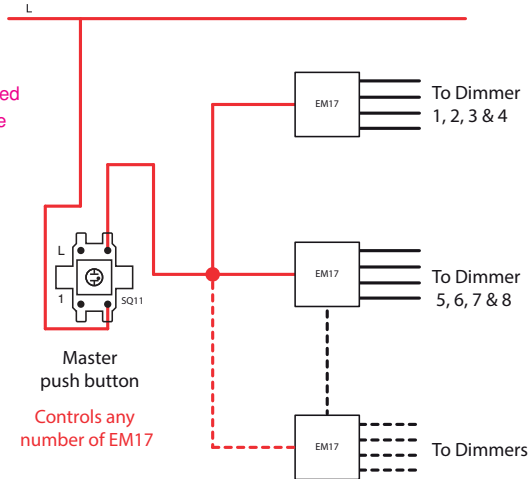
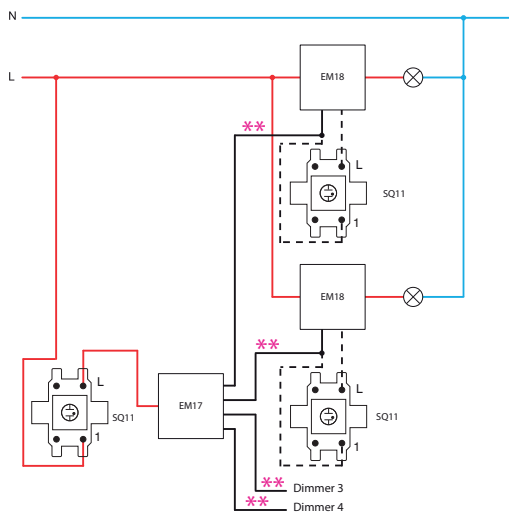
EM17



- Collegare l'MZC secondo il diagramma di cablaggio.
- E' possibile cablarlo con più pulsanti.
- Installazione di un solo dispositivo per scatola di montaggio.
- Solo per uso interno.
- Alimentazione elettrica: 230 V~ 50 Hz
- Resistenza max. del cavo: 50k
- Corrente max. per unità MZC: 10mA
- Numero di dimmer su MZC: 1-4
- Numero max. di cablaggio MZC: limitato al fusibile sul circuito
- Temperatura di funzionamento: da -5 °C a 45 °C
- Temperatura di conservazione: da -30 °C a 80 °C
- Umidità max.: 90% (no condensa)
- Dimensioni involucro: 36 x 36 x 12 mm

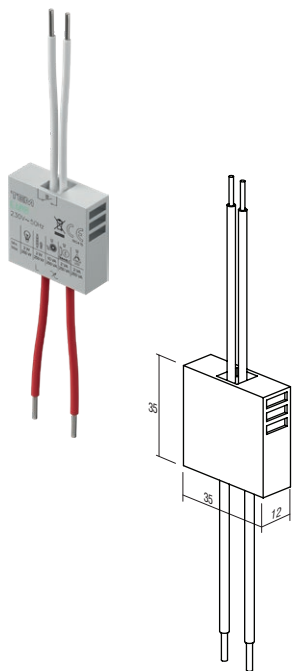
MZC CONTROL Module for EM18

- Connect the MZC according to the wiring diagram.
- Possible wiring with several push buttons.
- Only one device installation per mounting box.
- For indoor use only.
- Power supply: 230V~ 50Hz
- Max. cable resistance: 50kΩ
- Max. current per MZC unit: 10mA
- Number of dimmers on MZC: 1-4
- Max. number of MZC in the wiring: limited to the fuse in the circuit
- Operating temperature: -5°C to 45°C
- Storage temperature: -30°C to 80°C
- Max. humidity: 90% (no condensation)
- Casing dimensions: 36x36x12 mm



DIMMER INTERNO LED 250 W

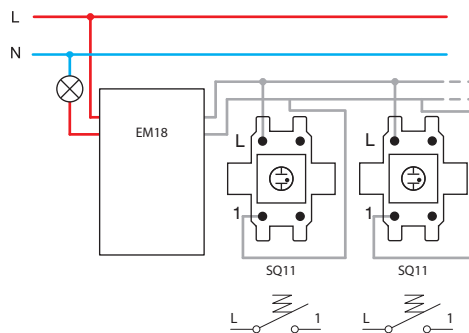
EM18



- interno, controllato da un pulsante esterno
- bordo anteriore o posteriore
- voltaggio di alimentazione 230 V~ 50 Hz
- diverse combinazioni di pulsanti possibili
- funzione di memorizzazione dell'ultima impostazione, tranne in caso di interruzione di energia elettrica
- funzione avvio / stop delicato
- controllo intensità minima
- solo un dimmer per scatola a muro
- solo per uso interno
- conforme EN 60669-1 e EN 60669-2-1

DIMMER INBOX LED 250W

- inbox, controlled by external push button
- for leading or trailing edge
- supply voltage 230V~ 50Hz
- several push-buttons combinations is possible
- memory function of the last setting, except in the case of a power failure
- soft start / stop function
- minimum intensity control
- only one dimmer per wall box
- only for indoor usage
- in accordance with EN 60669-1 and EN 60669-2-1



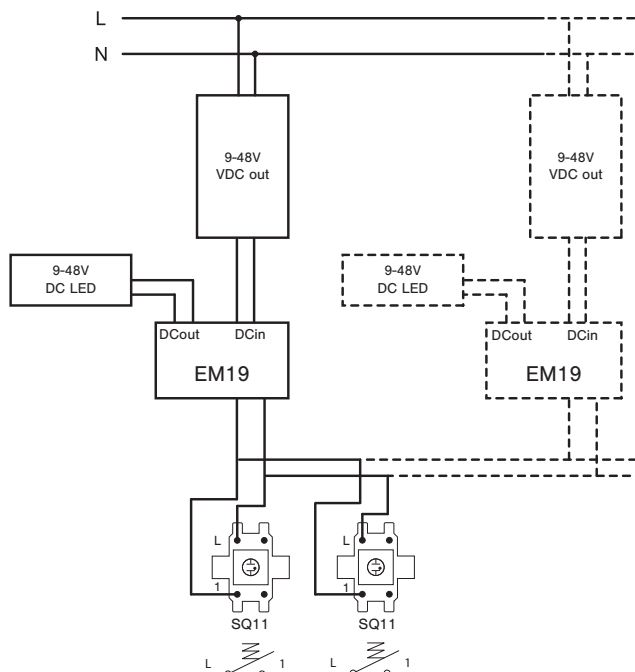
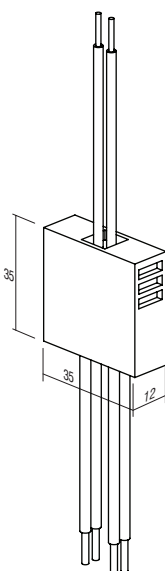
DIMMER INTERNO LED 96 W

EM19

- interno, controllato da un pulsante esterno
- per uso con driver LED a voltaggio costante e alcuni driver LED a corrente costante, 9-48 V CC, max 96 W
- non per uso con carichi induttivi
- sono possibili diverse combinazioni di pulsanti e di dimmer
- funzione di memorizzazione dell'ultima impostazione, tranne in caso di interruzione di energia elettrica
- funzione avvio / stop delicato
- solo un dimmer per scatola a muro
- solo per uso interno

DIMMER INBOX DC LED 96W


- inbox, controlled by external push button
- for use with constant voltage LED drivers and some constant current LED drivers, 9-48V DC, max 96W (also for LED strips)
- not for use with inductive loads
- several push-buttons combinations and several dimmers is possible
- memory function of the last setting, except in the case of a power failure
- soft start / stop function
- only one dimmer per wall box
- only for indoor usage

**ATTENZIONE!**

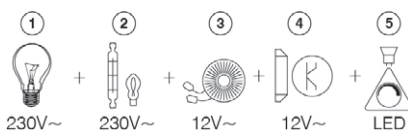
Nel caso in cui vengano installati più dimmer nella stessa scatola, la potenza massima totale di ciascun dimmer si riduce del 10%.

ATTENTION!

If more dimmers are connected in one box reduce maximum common power for 10% for each dimmer.



EM18 (2÷250VA)



- 1 - lampada ad incandescenza / incandescent lamp
- 2 - lampada alogena / halogen lamp
- 3 - trasformatore classico / classical transformer
- 4 - trasformatore elettronico dimmerabile / dimmable electronic transformer
- 5 - lampadina LED dimmerabile / dimmable LED lamp

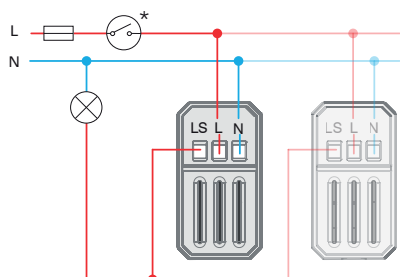
INTERRUTTORE IR 5 A 230 V~



- EQ32PWXO
- EQ32TIXO
- EQ32ATXO
- EQ32BKXO




- IR interruttore a infrarossi
- alimentazione: 230 V~ ±10% 50 Hz
- relè: 5 A / 250 V~ zero crossing
- livello di sicurezza: IP40
- sezione dei fili al morsetto: 0,75 - 2,5 mm²
- angolo di rilevamento: fino a 110 °C a 20 °C
- campo di rilevamento: circa 8 m a 20 °C
- regolazione della durata: da circa 5 s a 12 min
- regolazione della luminosità: da circa 5 a 200 LUX
- temperatura di esercizio: da 0 °C a +40 °C
- non adatto all'installazione in scatole della profondità di 45 mm
- solo per uso interno



IR SWITCH 5A 230V~

- IR infrared switch
- supply voltage: 230V~ ±10 % 50Hz
- relay: 5A / 250V~ output for limited current with high resistance for zero crossing
- protection rating: IP40
- cross-section of wires at the contact terminal: 0.75 - 2.5 mm²
- detection angle: up to 110° at 20°C
- detection area: approx. 8 m at 20°C
- adjustability of duration: from approx. 5 s to 12 min
- adjustability of brightness: from approx. 5 to 200 LUX
- operating temperature: from 0°C to +40°C
- not suitable for installation in 45 mm deep boxes
- only for indoor usage

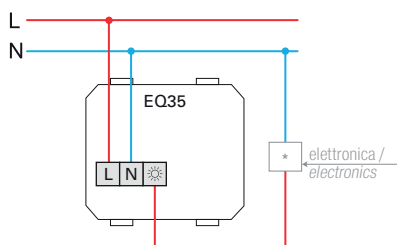
TERMOSTATO RISCALDAMENTO 10 A 230 V~



- EQ35PWXO
- EQ35TIXO
- EQ35ATXO
- EQ35BKXO




- modalità di funzionamento: riscaldamento
- alimentazione: 230 V~, 50 Hz
- uscita: 4 A (max. 10 A), 230 V~, 50 Hz
- connettore di uscita: NO (max. 10 attuatori)
- campo di regolazione: +5 °C a +30 °C
- isteresi: 0,5 K
- protezione: IP30
- tipo di sensore: bimetallico
- tipo di connettore elettrico: morsetti a molla
- tipo di conduttori: 0,75 - 1,5 mm² (filo morbido) o 1,0 - 2,5 mm² (filo rigido)



THERMOSTAT HEATING 10A 230V~

- operation mode: heating
- power supply: 230 V~, 50 Hz
- output: 4 A (max. 10 A), 230 V~, 50 Hz
- switching contact: NC (max. 10 actuators)
- regulation range: +5 °C to +30 °C
- hysteresis: 0,5 K
- protection: IP30
- sensor type: bimetal
- type of electrical connection: spring-loaded contacts
- type of conductors: 0,75 - 1,5mm² (flexible-stranded core) or 1,0 - 2,5 mm² (solid core)

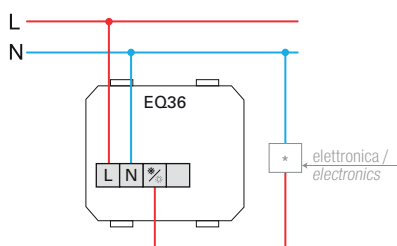
TERMOSTATO RISCALDAMENTO / RAFFREDDAMENTO 5A 230 V~



- EQ36PWXO
- EQ36TIXO
- EQ36ATXO
- EQ36BKXO




- modalità di funzionamento: riscaldamento / raffreddamento
- alimentazione: 230 V~, 50 Hz
- uscita: 2 A (max. 5 A), 230 V~, 50 Hz
- connettore di uscita: interruttore di commutazione (max. 5 attuatori)
- campo di regolazione: +5 °C a +30 °C
- isteresi: 0,5 K
- protezione: IP30
- tipo di sensore: bimetallico
- tipo di connettore elettrico: morsetti a molla
- tipo di conduttori: 0,75 - 1,5 mm² (filo morbido) o 1,0 - 2,5 mm² (filo rigido)



THERMOSTAT HEATING / COOLING 5A 230V~

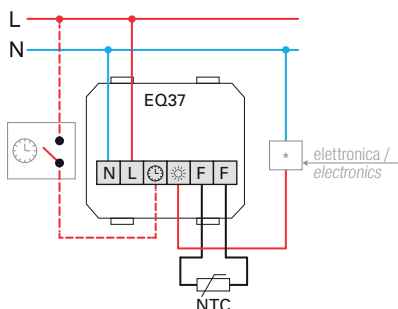
- operation mode: heating / cooling
- power supply: 230 V~, 50 Hz
- output: 2 A (max. 5 A), 230 V~, 50 Hz
- switching contact: changeover switch (toggler, max. 5 actuators)
- regulation range: +5 °C to +30 °C
- hysteresis: 0,5 K
- protection: IP30
- sensor type: bimetal
- type of electrical connection: spring-loaded contacts
- type of conductors: 0,75 - 1,5mm² (flexible-stranded core) or 1,0 - 2,5 mm² (solid core)



- EQ37PWXO
- EQ37TIXO
- EQ37ATXO
- EQ37BKXO

TERMOSTATO RISCALDAMENTO A PAVIMENTO 16 A 230 V~

- modalità di funzionamento: riscaldamento a pavimento
- alimentazione: 230 V~, 50 Hz
- uscita: 2 A (max. 16 A), 230 V~, 50 Hz
- campo di regolazione: +10 °C a +50 °C
- isteresi: 1 K
- protezione: IP30
- tipo di sensore: NTC conforme a DIN EN 60730-2-1
- indicatori:
 - lampada a LED rossa per riscaldamento e
 - lampada a LED verde per modalità notturna ridotta
- tipo di connettore elettrico: morsetti a vite
- tipo di conduttori: 0,5 – 2,5mm²



THERMOSTAT FLOOR HEATING 16A 230V~

- operation mode: floor heating
- power supply: 230 V~, 50 Hz
- output: 2 A (max. 16 A), 230 V~, 50 Hz
- regulation range: +10 °C to +50 °C
- hysteresis: 1 K
- protection: IP30
- sensor type: NTC in compliance with DIN EN 60730-2-1
- indicators: Red LED for heating and green LED for night decrease mode
- type of electrical connection: Screw contacts
- type of conductors: 0,5 – 2,5mm²



- EQ01PWXO

BLUETOOTH




RADIO A INCASSO + ALTOPARLANTE DAB BLUETOOTH

- alimentazione: 230 V~, 50 Hz
- consumo di energia durante il normale funzionamento: max. 6W
- consumo di energia in modalità standby: < 0,5 W
- classe di protezione: IP20
- frequenza di ricezione: DAB/DAB+ 174,928–239,200 MHz
- FM: 87,5–108 MHz
- bluetooth: Versione V4.1, 2,402–2,480 GHz Classe 2, massimo +4 dBm
- uscita audio: 2 x 2 W RMS
- ingresso esteso: Per interruttore esterno (radio accesa/standby)
- condizioni ambientali:
 - umidità relativa: Funzionamento: 10–75% senza condensa
 - stoccaggio: 5–90%
 - temperatura: Funzionamento: 5 °C – 35 °C
 - stoccaggio: -20 °C – 60 °C



FLUSH MOUNTED RADIO + SPEAKER DAB BLUETOOTH

- power supply: 230 V~ / 50 Hz
- power consumption during normal operation: max. 6 W
- power consumption when on standby: < 0.5 W
- protection class: IP20
- reception frequencies: DAB/DAB+ 174.928 - 239.200 MHz FM: 87.5 - 108 MHz
- bluetooth: Version V4.1, 2.402-2.480 GHz Class 2, max. +4 dBm
- music output: 2 x 2W RMS
- extension input: For external switch (Switches radio on/ standby)
- ambient conditions
 - relative humidity: Operation: 10 % - 75 % non-condensing
 - storage: 5 % - 90 %
 - temperature: Operation: 5 °C - 35 °C
 - storage: -20 °C - 60 °C



- EQ02PWXO

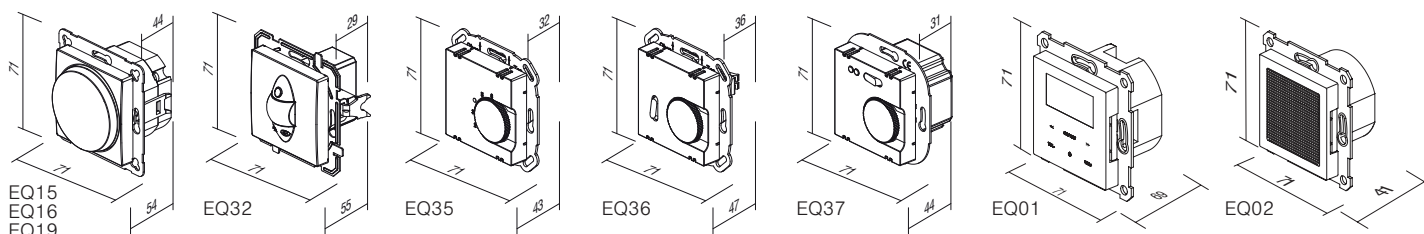
ALTOPARLANTE A INCASSO

- classe di protezione: IP20
- potenza audio: 2 W RMS
- condizioni ambientali:
 - umidità relativa: Funzionamento: 10–75% senza condensa
 - stoccaggio: 5–90%
 - temperatura: Funzionamento: 5–35 °C
 - stoccaggio: -20 °C – 60 °C



FLUSH MOUNTED SPEAKER

- protection class: IP20
- music power: 2W RMS
- ambient conditions
 - relative humidity: Operation: 10 % - 75 % non-condensing
 - storage: 5 % - 90 %
 - temperature: Operation: 5 °C - 35 °C
 - storage: -20 °C - 60 °C



EQ15
EQ16
EQ19

EQ32

EQ35

EQ36

EQ37

EQ01

EQ02

CARICATORE USB PD 20 W



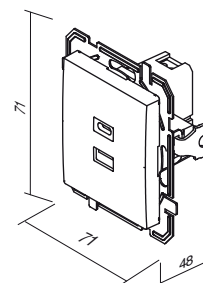
- EQ69PWXO
- EQ69TIXO
- EQ69ATXO
- EQ69BKXO

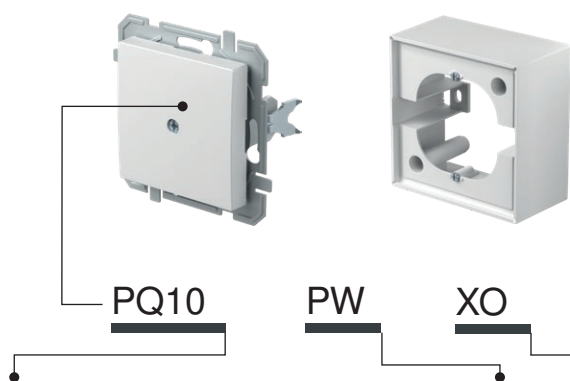
- Alimentatore USB con alimentazione fino a 20 W.
- per la ricarica di dispositivi elettronici tramite una porta USB standard (compatibile anche con i dispositivi Apple)
- alimentazione: 100-230 V~ 50/60 Hz
- consumo durante il funzionamento: 420 mA a 100 V AC/220 mA a 230 V AC
- consumo di energia in modo veglia: <100 mW a 230 V~
- potenza in uscita: 20 W max
- Uscita:
- USB Tipo-C: 5,0 V DC 3,0A; 9,0 V DC 2,2 A; 12,0 VDC 1,67 A (PD 20W)
- USB tipo A: 5,0 V DC 3,0 A; 9,0 VDC 2,0 A; 12,0 V DC 1,5 A (QC 18 W)
- USB A+C: 5 V DC 3 A
- tipo di connettore: 1 x USB A; 1 x USB C
- efficienza media in modalità attiva: 86%
- efficienza al carico minimo (10%): 81%
- temperatura di funzionamento: 0° C/+ 45° C (uso interno)
- classe di protezione IP: IP20, solo per uso interno
- apparecchio di classe II
- protezione contro la sovratensione (EN 60364-4-44): classe III
- fissaggio dei conduttori con vite max. 2,5 mm2
- dispositivo di sezionamento: distanza fra i contatti di almeno 3mm
- non adatto all'installazione in scatole della profondità di 45 mm e custodie CUBO IP20
- Conforme a:
- Direttive: BT, EMC, RoHS, ErP
- Standard: EN IEC 62368-1, EN 55032, EN55035, EN IEC 61000-3-2, EN 61000-3-3, EN 50563, EN IEC 63000
- Regolamenti aggiuntivi: (UE) n. 2019/1782 REACH, n. 1907/2006 – Art. 33. Il prodotto può contenere tracce di piombo.



USB POWER SUPPLY UNIT PD 20W

- 20 W USB power delivery power supply unit
- for charging of electronic devices via a standard USB port (also compatible with Apple devices)
- power supply: 100-230V~ 50/60Hz
- power consumption: 420mA at 100V~/220mA at 230V~
- standby power consumption: <100mW at 230V~
- Output power: 20 W Max
- Output:
- USB tip C: 5.0 VDC 3.0A; 9.0 VDC 2.2 A; 12.0 VDC 1.67 A (PD 20W)
- USB tip A: 5.0 VDC 3.0A; 9.0 VDC 2.0 A; 12.0 VDC 1.5 A (QC 18W)
- USB A+C: 5 VDC 3A
- connector type: 1x USB A; 1x USB C
- average efficiency in active mode: 86%
- efficiency with low load (10%): 81%
- operating temperature: 0°C/+45°C (indoor use)
- IP protection class: IP20, indoor use only
- class device II
- overvoltage category (EN 60364-4-44): Class III
- screw contacts: max. 2.5 mm²
- device with a contact gap of at least 3mm
- Conformity:
- Directive: BT, EMC, RoHS, ErP
- Standards: EN IEC 62368-1, EN 55032, EN55035, EN IEC 61000-3-2, EN 61000-3-3, EN 50563, EN IEC 63000
- External power supplies regulation: (EU) n. 2019/1782 REACH, n. 1907/2006 – art.33. The product may contain traces of lead.





tipo type	denominazione description	colore colour	caratteristica opzionale 1 optional data 1
PQ10	COPRIFORO BLANK	<input type="checkbox"/> PW bianco-lucido polar white	XO senza placca without cover plate
PQ30	COPERCHIO TAE/TDO COVER TAE/TDO	<input type="checkbox"/> TI titanio titanium <input type="checkbox"/> AT antracite anthracite <input type="checkbox"/> BK nero black	

COPRIFORO



- PQ10PWXO
- PQ10TIXO
- PQ10ATXO
- PQ10BKXO

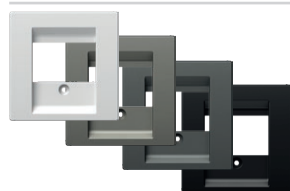
- per riempire gli spazi vuoti

BLANK

- for filling up empty spaces



COPERCHIO TAE/TDO

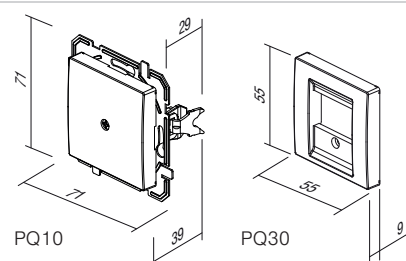



- PQ30PW
- PQ30TI
- PQ30AT
- PQ30BK

- coperchio con viti TAE o TDO

COVER TAE/TDO

- TAE or TDO cover with screw






□ PQ20PWF

SCATOLA NO 1

- scatola per montaggio esterno (sopra l'intonaco) FLAT
SURFACE MOUNT BOX 1
 - surface mounting box FLAT



□ PQ21PWF

SCATOLA DI SUPERFICIE PER DOPPIA PRESA

- scatola per montaggio esterno (sopra l'intonaco) FLAT
SURFACE MOUNT BOX FOR DOUBLE SOCKET
 - surface mounting box FLAT





- PQ22PWF
- PQ22TIF
- PQ22ATF
- PQ22BKF

SET PER INTERRUITORI FLAT IP44

- per installazione in aree umide
- la protezione IP44 è disponibile per gli interruttori LOGIQ (SQ10, SQ11, SQ22, SQ60, SQ70)
- gli interruttori e i tasti non fanno parte del set
- placca FLAT
- conforme alla norma IEC 60669-1



SET SWITCHES FLAT IP44

- for usage in humid areas
- IP44 protection provides for LOGIQ switches (SQ10, SQ11, SQ22, SQ60, SQ70)
- switches and buttons are not part of the set
- FLAT cover plate
- in accordance with IEC 60669-1



- PQ23PWF
- PQ23TIF
- PQ23ATF
- PQ23BKF

SET PER PRESE FLAT IP44


- per installazione in aree umide
- il grado di protezione IP44 può essere raggiunto solo in combinazione con prese dotate di placca (VQ11XO, VQ13XO, VQ41XO, VQ43XO)
- le prese non fanno parte del set
- placca FLAT
- conforme alla norma IEC 60884-1



SOCKETS FLAT IP44





- for usage in humid areas
- IP44 protection can be achieved only in combination with covered socket (VQ11XO, VQ13XO, VQ41XO, VQ43XO)
- sockets are not part of the set
- FLAT cover plate
- in accordance with IEC 60884-1

PLACCHE FLAT OF







OF10

PW

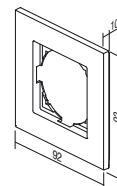
tipo type	denominazione description	colore colour
OF10	PLACCA FLAT 1 COVER PLATE FLAT 1	 PW bianco-lucido polar white
OF20	PLACCA FLAT 2 COVER PLATE FLAT 2	 TI titanio titanium
OF30	PLACCA FLAT 3 COVER PLATE FLAT 3	 AT antracite anthracite
:	:	 BK nero black
:	:	

PLACCA FLAT 1







-  OF10PW
-  OF10TI
-  OF10AT
-  OF10BK

- placca decorativa singola
- conforme a EN 60669-1
COVER PLATE FLAT 1
- decorative cover plate 1-gang
- in accordance with EN 60669-1

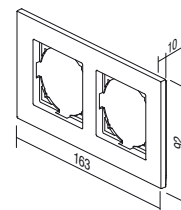


PLACCA FLAT 2



-  OF20PW
-  OF20TI
-  OF20AT
-  OF20BK





- placca decorativa doppia
- conforme a EN 60669-1
COVER PLATE FLAT 2
- decorative cover plate 2-gang
- in accordance with EN 60669-1



C O V E R P L A T E S F L A T O F

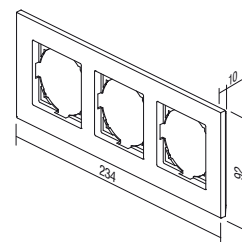
PLACCA FLAT 3



	OF30PW
	OF30TI
	OF30AT
	OF30BK





- placca decorativa tripla
- conforme a EN 60669-1

COVER PLATE FLAT 3
- decorative cover plate 3-gang
- in accordance with EN 60669-1



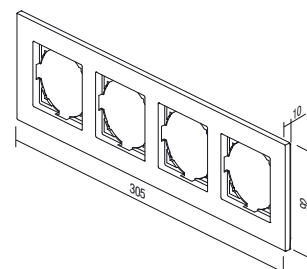
PLACCA FLAT 4



	OF40PW
	OF40TI
	OF40AT
	OF40BK





- placca decorativa quadrupla
- conforme a EN 60669-1

COVER PLATE FLAT 4
- decorative cover plate 4-gang
- in accordance with EN 60669-1



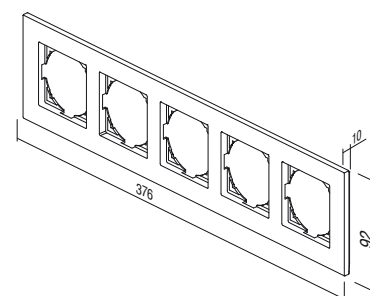
PLACCA FLAT 5



	OF50PW
	OF50TI
	OF50AT
	OF50BK

- placca decorativa con 5 allocazioni
- conforme a EN 60669-1

COVER PLATE FLAT 5
- decorative cover plate 5-gang
- in accordance with EN 60669-1







P L A C C H E B O L D O Q







OQ10

PW

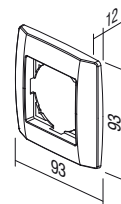
tipo type	denominazione description	colore colour
OQ10	PLACCA BOLD 1 COVER PLATE BOLD 1	 PW bianco-lucido polar white
OQ20	PLACCA BOLD 2 COVER PLATE BOLD 2	 TI titanio titanium
OQ30	PLACCA BOLD 3 COVER PLATE BOLD 3	 AT antracite anthracite
:	:	 BK nero black

PLACCA BOLD 1





-  OQ10PW
-  OQ10TI
-  OQ10AT
-  OQ10BK

- placca decorativa singola
- conforme a EN 60669-1
COVER PLATE BOLD 1
- decorative cover plate 1-gang
- in accordance with EN 60669-1

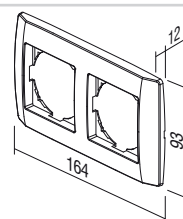


PLACCA BOLD 2



-  OQ20PW
-  OQ20TI
-  OQ20AT
-  OQ20BK

- placca decorativa doppia
- conforme a EN 60669-1
COVER PLATE BOLD 2
- decorative cover plate 2-gang
- in accordance with EN 60669-1



C O V E R P L A T E S B O L D O Q

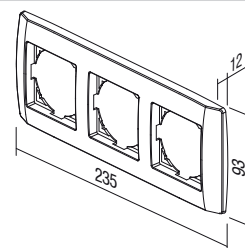
PLACCA BOLD 3



	QQ30PW
	QQ30TI
	QQ30AT
	QQ30BK

- placca decorativa tripla
- conforme a EN 60669-1

COVER PLATE BOLD 3
- decorative cover plate 3-gang
- in accordance with EN 60669-1



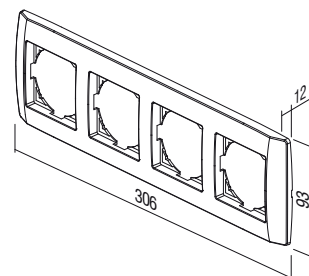
PLACCA BOLD 4



	QQ40PW
	QQ40TI
	QQ40AT
	QQ40BK

- placca decorativa quadrupla
- conforme a EN 60669-1

COVER PLATE BOLD 4
- decorative cover plate 4-gang
- in accordance with EN 60669-1



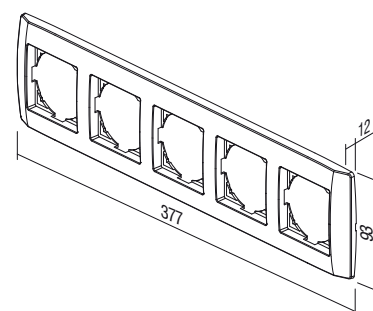
PLACCA BOLD 5




	QQ50PW
	QQ50TI
	QQ50AT
	QQ50BK

- placca decorativa con 5 allocazioni
- conforme a EN 60669-1

COVER PLATE BOLD 5
- decorative cover plate 5-gang
- in accordance with EN 60669-1



PLACCHE PRIME OR



OR10

PW

tipo type	denominazione description	colore colour
OR10	PLACCA PRIME 1 COVER PLATE PRIME 1	 GL bianco glass light
OR20	PLACCA PRIME 2 COVER PLATE PRIME 2	 GD nero glass dark
OR30	PLACCA PRIME 3 COVER PLATE PRIME 3	
⋮	⋮	
⋮	⋮	

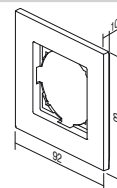


 OR10GL
 OR10GD

PLACCA PRIME 1

- placca decorativa singola
- conforme a EN 60669-1

COVER PLATE PRIME 1
- decorative cover plate 1-gang
- in accordance with EN 60669-1

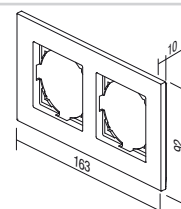


 OR20GL
 OR20GD

PLACCA PRIME 2

- placca decorativa doppia
- conforme a EN 60669-1

COVER PLATE PRIME 2
- decorative cover plate 2-gang
- in accordance with EN 60669-1



C O V E R P L A T E S P R I M E O R



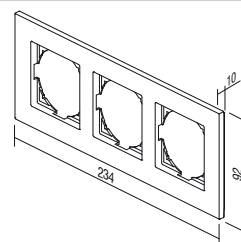
OR30GL
 OR30GD

PLACCA PRIME 3

- placca decorativa tripla
- conforme a EN 60669-1

COVER PLATE PRIME 3

- decorative cover plate 3-gang
- in accordance with EN 60669-1



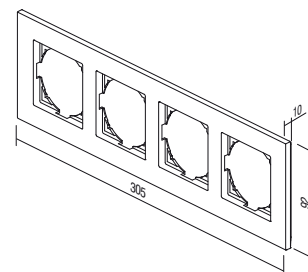
OR40GL
 OR40GD

PLACCA PRIME 4

- placca decorativa quadrupla
- conforme a EN 60669-1

COVER PLATE PRIME 4

- decorative cover plate 4-gang
- in accordance with EN 60669-1



TEM

ekonomik





ekonomik

PROGETTATO PER L'ECCELLENZA **Lo stile è essenziale**

Il design neutro, compatto ed elegante si adatta a qualsiasi ambiente della casa o dell'ufficio. Non risalta rispetto agli interni, ma si integra armonicamente.

PLANNED FOR EXCELLENCE **Style is essential**

A neutral, compact, elegant design is adjustable to every working or living area. It does not stick out from the interior, but rather harmonically fits into it.





ekonomik

ARMONIA DEI COLORI Scegli la tua tonalità

I desideri non sono tutti uguali. Per questo motivo abbiamo accuratamente selezionato una serie di opzioni che risponderanno al meglio alle vostre esigenze. Una gamma di colori neutri completerà il vostro ambiente senza limitarlo in alcun modo.

HARMONY OF COLOURS Choose your hue

Desires can be very different. Therefore we have carefully selected possibilities for you, which can offer you the right answer. A neutral palette of colours will only complement your ambient - it will not restrict it.

<input type="checkbox"/> PW	bianco-lucido	<i>polar white</i>
<input type="checkbox"/> IW	beige-lucido	<i>ivory white</i>
<input type="checkbox"/> ES	argento-opaco	<i>elox silver</i>
<input type="checkbox"/> CO	bianco duroplast	<i>white thermoset</i>
<input type="checkbox"/> NB	nero-lucido	<i>night black</i>





SOLUZIONI SEMPLICI PER I PIÙ ESIGENTI

Grazie a un'attenta pianificazione facciamo in modo che gli elementi sotto tensione siano protetti contro il contatto. Il fissaggio di base dei meccanismi mediante graffette (1) può essere ulteriormente fissato con le viti (2). Questo metodo è perfetto per garantire un fissaggio sicuro e affidabile della presa.

SIMPLE FOR THE MOST DEMANDING

By careful planning elements under voltage have been protected against touching. Basic fixing of mechanisms with fixing claws (1) allows additional strengthening with screws (2). This manner is especially appropriate for safe and reliable fixing of sockets.



COMBINATE GLI ELEMENTI A VOSTRO PIACIMENTO.
COMBINE AS YOU PLEASE.



Combinando più elementi risparmierete spazio sulla parete. Se lo spazio è particolarmente ridotto la soluzione ideale è quella verticale.


With combining you save space on the wall. When faced with a limited space, »vertically« is the right decision.

MONTAGGIO SEMPLICE

Ekonomik è la soluzione perfetta per i sistemi di scatole rotonde standard. Può essere usata per progettare installazioni, nuovi edifici e ristrutturazioni semplici e complesse. Questo sistema si distingue per i suoi connettori senza viti, che consentono di risparmiare tempo in fase di installazione degli elementi.

EASY INSTALLATION

Ekonomik is a solution for the system of standardized round installations boxes. It can be used for simple as well as more demanding installations, new buildings and adaptations. The system is characterised by plug-in contacts which save time during installation of elements.



È BENE SAPERE

GOOD TO KNOW



Tutte le prese hanno la protezione anti-contatto con elementi in tensione integrata.

All the sockets are equipped with a safety shutters assuring the protection to live contacts.



La struttura ben progettata dell'interruttore consente una facile indicazione anche in seguito.

The well-thought-out design of the switch enables the easy integration of the indication, including at a later time.



I contatti in lega d'argento assicurano l'affidabilità di commutazione.

Contacts made of silver alloy guarantee safe switching.



I connettori senza viti consentono un collegamento rapido e affidabile dei conduttori. Allo stesso connettore potete collegare due conduttori di diametro diverso.

Plug-in contacts enable quick and reliable attachment of wires. Two wires of different diameters can be attached to the same contact.



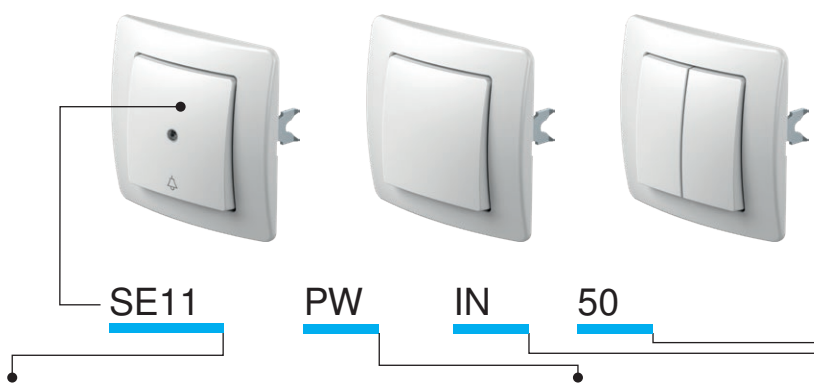
Le graffette consentono un collegamento più profondo (anche attraverso piastrelle di ceramica, ecc.).

Fixing claws enable deeper fixing (also through ceramic tiles, etc.)




Le scatole a montaggio rapido renderanno più facile il vostro lavoro. Le distanze giuste sono assicurate.

Easy-fitting installation boxes will make your work easier. Proper lengths are guaranteed.



tipo type	denominazione description	descrizione tecnica technical data	colore colour	caratteristica opzionale 1 optional data 1	caratteristica opzionale 2 optional data 2
SE10	INTERRUTTORE UNIPOLARE SWITCH 1WAY	10AX 250V~	<input type="checkbox"/> PW bianco-lucido polar white	NT neutro neutral	50
SE11	PULSANTE UNIPOLARE PUSH BUTTON 1WAY	10A 250V~	<input type="checkbox"/> IW beige-lucido ivory white	IN indicatore indicator	51
SE22	INTERRUTTORE BIPOLARE SWITCH 2POLE	16AX 250V~	<input type="checkbox"/> ES argento-opaco elox silver		03
...	<input type="checkbox"/> CO bianco duroplast white thermoset		04
...	<input type="checkbox"/> NB nero-lucido night black		...

INTERRUTTORE UNIPOLARE 10AX 250V~

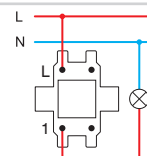


SE10


- 10AX 250V~, tipo SE10
- conforme a EN 60669-1
- fissaggio dei conduttori senza viti (plug in) 1.5-2.5mm²



- SWITCH 1WAY 10AX 250V~
- 10AX 250V~, type SE10
 - in accordance with EN 60669-1
 - plug-in contacts 1.5-2.5mm²




PULSANTE UNIPOLARE 10A 250V~

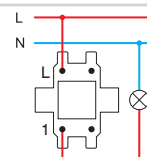


SE11


- 10A 250V~, tipo SE11
- conforme a EN 60669-1
- fissaggio dei conduttori senza viti (plug in) 1.5-2.5mm²



- PUSH BUTTON 1WAY 10A 250V~
- 10A 250V~, type SE11
 - in accordance with EN 60669-1
 - plug-in contacts 1.5-2.5mm²

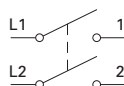


INTERRUTTORE BIPOLARE 16AX 250V~

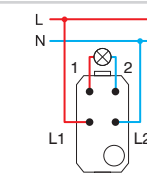


SE22


- 16AX 250V~, tipo SE22
- conforme a EN 60669-1
- fissaggio dei conduttori con viti 1.5-2.5mm²
- solo in combinazione con il tasto TE10__NT03



- SWITCH 2POLE 16AX 250V~
- 16AX 250V~, type SE22
 - in accordance with EN 60669-1
 - screw contacts 1.5-2.5mm²
 - only in combination with button TE10__NT03

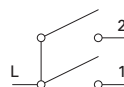


INTERRUTTORE SERIALE 10AX 250V~

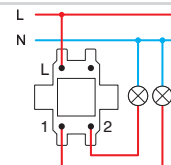


SE50

- 10AX 250V~, tipo SE50
- conforme a EN 60669-1
- fissaggio dei conduttori senza viti (plug in) 1.5-2.5mm²




- SWITCH 2GANG-1WAY 10AX 250V~
- 10AX 250V~, type SE50
 - in accordance with EN 60669-1
 - plug-in contacts 1.5-2.5mm²



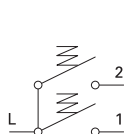
S W I T C H E S S E

PULSANTE SERIALE 10A 250V~



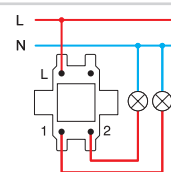
SE51

- 10A 250V~, tipo SE51
- conforme a EN 60669-1
- fissaggio dei conduttori senza viti (plug in) 1.5-2.5mm²




PUSH BUTTON 2GANG-1WAY 10A 250V~

- 10A 250V~, type SE51
- in accordance with EN 60669-1
- plug-in contacts 1.5-2.5mm²

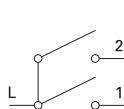


INTERRUTTORE PER SERRANDE 10AX 250V~



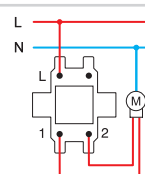
SE52

- 10AX 250V~, tipo SE52
- conforme a EN 60669-1
- fissaggio dei conduttori senza viti (plug in) 1.5-2.5mm²
- con interblocco meccanico dell'accensione contemporanea




SWITCH SHUTTERS 10AX 250V~

- 10AX 250V~, type SE52
- in accordance with EN 60669-1
- plug-in contacts 1.5-2.5mm²
- with mechanical interlock

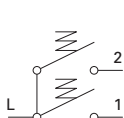


PULSANTE PER SERRANDE 10A 250V~



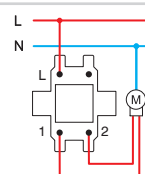
SE53

- 10A 250V~, tipo SE53
- conforme a EN 60669-1
- fissaggio dei conduttori senza viti (plug in) 1.5-2.5mm²
- con interblocco meccanico dell'accensione contemporanea




PUSH BUTTON SHUTTERS 10A 250V~

- 10A 250V~, type SE53
- in accordance with EN 60669-1
- plug-in contacts 1.5-2.5mm²
- with mechanical interlock

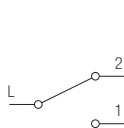


DEVIATORE 10AX 250V~



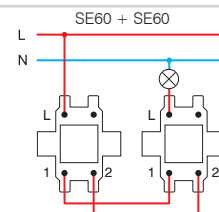
SE60

- 10AX 250V~, tipo SE60
- conforme a EN 60669-1
- fissaggio dei conduttori senza viti (plug in) 1.5-2.5mm²




SWITCH 2WAY 10AX 250V~

- 10AX 250V~, type SE60
- in accordance with EN 60669-1
- plug-in contacts 1.5-2.5mm²



DEVIATORE DOPPIO 10AX 250V~



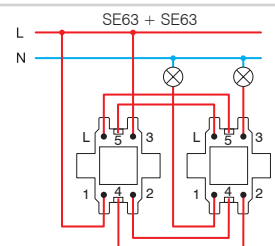
SE63

- 10AX 250V~, tipo SE63
- conforme a EN 60669-1
- fissaggio dei conduttori senza viti (plug in) 1.5-2.5mm²




SWITCH DOUBLE 2WAY 10AX 250V~

- 10AX 250V~, type SE63
- in accordance with EN 60669-1
- plug-in contacts 1.5-2.5mm²

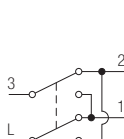


INVERTITORE 10AX 250V~



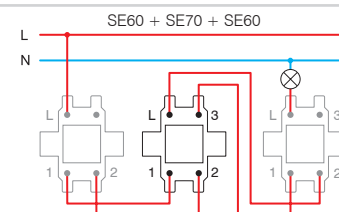
SE70

- 10AX 250V~, tipo SE70
- conforme a EN 60669-1
- fissaggio dei conduttori senza viti (plug in) 1.5-2.5mm²



SWITCH INTERMEDIATE 10AX 250V~

- 10AX 250V~, type SE70
- in accordance with EN 60669-1
- plug-in contacts 1.5-2.5mm²



INTERRUTTORE UNIPOLARE 10AX 250V~



- SE10PW
- SE10IW
- SE10ES
- SE10CO
- SE10NB

- 10AX 250V~, tipo SE10
- conforme a EN 60669-1
- fissaggio dei conduttori senza viti (plug in) 1.5-2.5mm²

SWITCH 1WAY 10AX 250V~
 - 10AX 250V~, type SE10
 - in accordance with EN 60669-1
 - plug-in contacts 1.5-2.5mm²



INTERRUTTORE UNIPOLARE 10AX 250V~ __ IN



- SE10PWIN
- SE10IWIN
- SE10ESIN
- SE10COIN
- SE10NBIN

- indicatore IN
- 10AX 250V~, tipo SE10
- conforme a EN 60669-1
- fissaggio dei conduttori senza viti (plug in) 1.5-2.5mm²

SWITCH 1WAY 10AX 250V~ __ IN
 - IN indicator
 - 10AX 250V~, type SE10
 - in accordance with EN 60669-1
 - plug-in contacts 1.5-2.5mm²



PULSANTE UNIPOLARE 10A 250V~



- SE11PW
- SE11IW
- SE11ES
- SE11CO
- SE11NB

- 10A 250V~, tipo SE11
- conforme a EN 60669-1
- fissaggio dei conduttori senza viti (plug in) 1.5-2.5mm²

PUSH BUTTON 1WAY 10A 250V~
 - 10A 250V~, type SE11
 - in accordance with EN 60669-1
 - plug-in contacts 1.5-2.5mm²



PULSANTE UNIPOLARE 10A 250V~ __ TI 50



- SE11PWTI50
- SE11IWTI50
- SE11ESTI50
- SE11COTI50
- SE11NBTI50

- indicatore TI 50 campanello+luce a bagliore (neon)
- 10A 250V~, tipo SE11
- conforme a EN 60669-1
- fissaggio dei conduttori senza viti (plug in) 1.5-2.5mm²

PUSH BUTTON 1WAY 10A 250V~ __ TI 50
 - TI 50 indicator bell+neon lamp
 - 10A 250V~, type SE11
 - in accordance with EN 60669-1
 - plug-in contacts 1.5-2.5mm²



PULSANTE UNIPOLARE 10A 250V~ __ TI 51



- SE11PWTI51
- SE11IWTI51
- SE11ESTI51
- SE11COTI51
- SE11NBTI51

- indicatore TI 51 luce+luce a bagliore (neon)
- 10A 250V~, tipo SE11
- conforme a EN 60669-1
- fissaggio dei conduttori senza viti (plug in) 1.5-2.5mm²

PUSH BUTTON 1WAY 10A 250V~ __ TI 51
 - TI 51 indicator light+neon lamp
 - 10A 250V~, type SE11
 - in accordance with EN 60669-1
 - plug-in contacts 1.5-2.5mm²



PULSANTE UNIPOLARE 10A 250V~ __ IL



- SE11PWIL
- SE11IWIL
- SE11ESIL
- SE11COIL
- SE11NBIL

- targhetta IL
- 10A 250V~, tipo SE11
- conforme a EN 60669-1
- fissaggio dei conduttori senza viti (plug in) 1.5-2.5mm²

PUSH BUTTON 1WAY 10A 250V~ __ IL
 - IL inscription plate
 - 10A 250V~, type SE11
 - in accordance with EN 60669-1
 - plug-in contacts 1.5-2.5mm²



INTERRUTTORE BIPOLARE 16AX 250V~ __ IN 03



- SE22PWIN03
- SE22IWIN03
- SE22ESIN03
- SE22NBIN03

- IN 03 neutro 0-1
- 16AX 250V~, tipo SE22
- conforme a EN 60669-1
- fissaggio dei conduttori con vite di serraggio 1.5-2.5mm²

SWITCH 2POLE 16AX 250V~ __ IN 03
 - IN 03 neutral 0-1
 - 16AX 250V~, type SE22
 - in accordance with EN 60669-1
 - screw contacts 1.5-2.5mm²





- SE50PW
- SE50IW
- SE50ES
- SE50CO
- SE50NB

INTERRUTTORE SERIALE 10AX 250V~

- 10AX 250V~, tipo SE50
- conforme a EN 60669-1
- fissaggio dei conduttori senza viti (plug in) 1.5-2.5mm²

SWITCH 2GANG-1WAY 10AX 250V~

- 10AX 250V~, type SE50
- in accordance with EN 60669-1
- plug-in contacts 1.5-2.5mm²



- SE51PW
- SE51IW
- SE51ES
- SE51CO
- SE51NB

PULSANTE SERIALE 10A 250V~

- 10A 250V~, tipo SE51
- conforme a EN 60669-1
- fissaggio dei conduttori senza viti (plug in) 1.5-2.5mm²

PUSH BUTTON 2GANG-1WAY 10A 250V~

- 10A 250V~, type SE51
- in accordance with EN 60669-1
- plug-in contacts 1.5-2.5mm²



- SE52PWNT09
- SE52IWNT09
- SE52ESNT09
- SE52CONT09
- SE52NBNT09

INTERRUTTORE PER SERRANDE 10AX 250V~ __ NT 09

- NT 09 neutro su-giù
- 10AX 250V~, tipo SE52
- conforme a EN 60669-1
- fissaggio dei conduttori senza viti (plug in) 1.5-2.5mm²
- con interblocco meccanico dell'accensione contemporanea

SWITCH SHUTTERS 10AX 250V~ __ NT 09

- NT 09 neutral up-down
- 10AX 250V~, type SE52
- in accordance with EN 60669-1
- plug-in contacts 1.5-2.5mm²
- with mechanical interblock



- SE53PWNT09
- SE53IWNT09
- SE53ESNT09
- SE53CONT09
- SE53NBNT09

PULSANTE PER SERRANDE 10A 250V~ __ NT 09

- NT 09 neutro su-giù
- 10A 250V~, tipo SE53
- conforme a EN 60669-1
- fissaggio dei conduttori senza viti (plug in) 1.5-2.5mm²
- con interblocco meccanico dell'accensione contemporanea

PUSH BUTTON SHUTTERS 10A 250V~ __ NT 09

- NT 09 neutral up-down
- 10A 250V~, type SE53
- in accordance with EN 60669-1
- plug-in contacts 1.5-2.5mm²
- with mechanical interblock



- SE60PW
- SE60IW
- SE60ES
- SE60CO
- SE60NB

DEVIATORE 10AX 250V~

- 10AX 250V~, tipo SE60
- conforme a EN 60669-1
- fissaggio dei conduttori senza viti (plug in) 1.5-2.5mm²

SWITCH 2WAY 10AX 250V~

- 10AX 250V~, type SE60
- in accordance with EN 60669-1
- plug-in contacts 1.5-2.5mm²



- SE63PW
- SE63IW
- SE63ES
- SE63CO
- SE63NB

DEVIATORE DOPPIO 10AX 250V~

- 10AX 250V~, tipo SE63
- conforme a EN 60669-1
- fissaggio dei conduttori senza viti (plug in) 1.5-2.5mm²

SWITCH DOUBLE 2WAY 10AX 250V~

- 10AX 250V~, type SE63
- in accordance with EN 60669-1
- plug-in contacts 1.5-2.5mm²



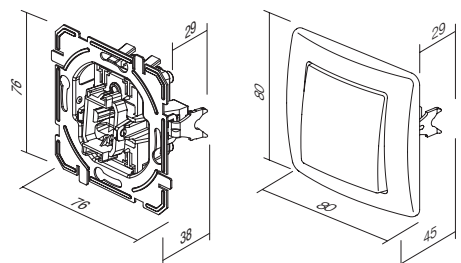
- SE70PW
- SE70IW
- SE70ES
- SE70CO
- SE70NB

INVERTITORE 10AX 250V~

- 10AX 250V~, tipo SE70
- conforme a EN 60669-1
- fissaggio dei conduttori senza viti (plug in) 1.5-2.5mm²

SWITCH INTERMEDIATE 10AX 250V~

- 10AX 250V~, type SE70
- in accordance with EN 60669-1
- plug-in contacts 1.5-2.5mm²











TE11

PW

NT

09

tipo type	denominazione description	colore colour	caratteristica opzionale 1 optional data 1	caratteristica opzionale 2 optional data 2
TE10	TASTO CLASSICO BUTTON 1GANG	<input type="checkbox"/> PW bianco-lucido polar white	 NT neutro neutral	 50
TE11	TASTO SERIALE BUTTON 2GANG	<input type="checkbox"/> IW beige-lucido ivory white	 IN indicatore indicator	 51
		<input type="checkbox"/> ES argento-opaco elox silver		 03
		<input type="checkbox"/> CO duroplast bianco white thermoset		 04
		<input type="checkbox"/> NB nero-lucido night black		

TASTO CLASSICO




- TE10PW
- TE10IW
- TE10ES
- TE10CO
- TE10NB

- tasto con supporto
BUTTON 1GANG
- button together with carrier



TASTO INDICATORE




- TE10PWIN
- TE10IWIN
- TE10ESIN
- TE10COIN
- TE10NBIN

- tasto con supporto
BUTTON INDICATOR
- button together with carrier



TASTO CON TARGHETTA



- TE13PWIL
- TE13IWIL
- TE13ESIL
- TE13NBIL

- tasto con supporto, con targhetta
BUTTON WITH INSCRIPTION PLATE
- button together with carrier, with inscription plate

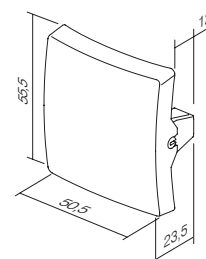
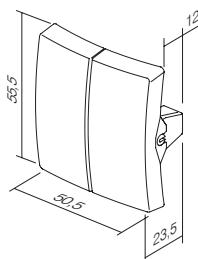


TASTO SERIALE

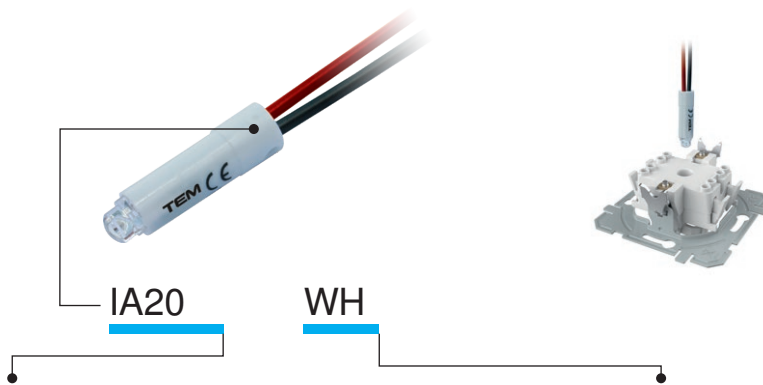


- TE11PW
- TE11IW
- TE11ES
- TE11CO
- TE11NB

- tasto seriale con supporto
BUTTON 2GANG
- button 2gang together with carrier




S I G N A L I Z A T I O N I A



tipo type	denominazione description	descrizione tecnica technical data	colore colour
IA10	NEON NEON LAMP	230V~ 0,34W	<input type="checkbox"/> WH bianco white
IA20	LED SEGNALETICA LED SIGNALLING UNIT	230V~ 0,40W	<input checked="" type="checkbox"/> BL blu blue
IA21	LED SEGNALETICA LED SIGNALLING UNIT	24V AC/DC 0,20W	<input checked="" type="checkbox"/> RD rosso red
·	·	·	<input checked="" type="checkbox"/> GR verde green
·	·	·	<input checked="" type="checkbox"/> OR arancione orange

NEON 230V~ 0,34W



 IA10OR

- per indicazioni, segnalazioni
o per segnalazioni permanenti
- in combinazione con il tasto con l'indicatore

NEON LAMP 230V~ 0,34W

- for indication, signalling
or permanent signalling
- in combination with a button featuring an indicator

LED SEGNALETICA 230V AC/DC 0,40W



 IA20WH
 IA20GR
 IA20RD
 IA20BL

- per indicazioni, segnalazioni
o per segnalazioni permanenti
- in combinazione con il tasto con l'indicatore

LED SIGNALLING UNIT 230V AC/DC 0,40W

- for indication, signalling
or permanent signalling
- in combination with a button featuring an indicator

LED SEGNALETICA 24V AC/DC 0,20W



 IA21WH
 IA21RD

- per indicazioni, segnalazioni
o per segnalazioni permanenti
- in combinazione con il tasto con l'indicatore

LED SIGNALLING UNIT 24V AC/DC 0,20W

- for indication, signalling
or permanent signalling
- in combination with a button featuring an indicator

LED SEGNALETICA 12V AC/DC 0,10W


 IA22WH
 IA22RD

- per indicazioni, segnalazioni
o per segnalazioni permanenti
- in combinazione con il tasto con l'indicatore

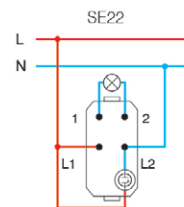
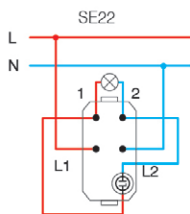
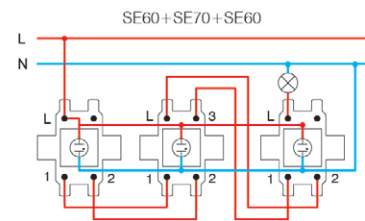
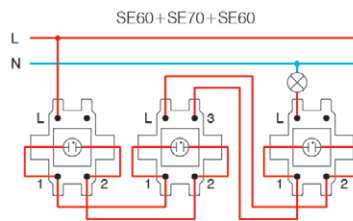
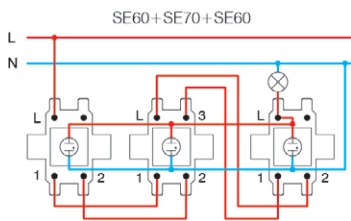
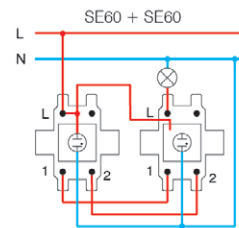
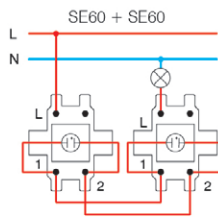
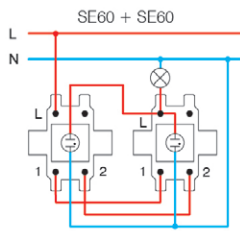
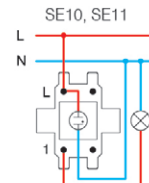
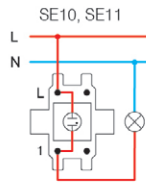
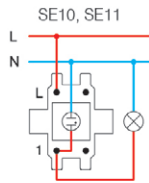
LED SIGNALLING UNIT 12V AC/DC 0,10W

- for indication, signalling
or permanent signalling
- in combination with a button featuring an indicator

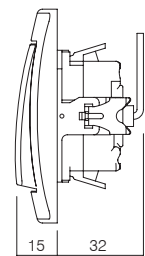
Indicazione /
Indication

* Segnaletica /
Signalization

Segnaletica permanente /
Permanent signalling



* le connessioni non sono adatte per le lampadine a risparmio energetico (CFL, LED) /
the connections are not suitable for energy-saving bulbs (CFL, LED)



S O C K E T S V E

VE11 **PT** **XO** **KS**

tipo type	denominazione description	descrizione tecnica technical data	caratteristica opzionale 1 optional data 1	caratteristica opzionale 2 optional data 2
VE10	PRESA SCHUKO SOCKET SCHUKO	2P+E 16A 250V~	XO senza placca without cover plate	KS integrata protezione anticonatto shuttered live contacts
VE11	PRESA SCHUKO+COPERCHIO SOCKET SCHUKO+COVER	2P+E 16A 250V~		
VE12	PRESA SCHUKO SOCKET SCHUKO	2P+E 16A 250V~ BV	KS integrata protezione anticonatto shuttered live contacts	
⋮	⋮	⋮		

colore
colour

<input type="checkbox"/> PW bianco-lucido polar white	<input checked="" type="checkbox"/> PT bianco+trasparente white+transparent	<input type="checkbox"/> PP bianco+bianco white+white
<input checked="" type="checkbox"/> IW beige-lucido ivory white	<input checked="" type="checkbox"/> IT beige+trasparente ivory+transparent	<input checked="" type="checkbox"/> II beige+beige ivory+ivory
<input type="checkbox"/> ES argento-opaco elox silver	<input checked="" type="checkbox"/> ST argento+trasparente silver+transparent	<input type="checkbox"/> SS argento+argento silver+silver
<input type="checkbox"/> CO duroplast bianco white thermoset	<input checked="" type="checkbox"/> CT bianco+trasparente white+transparent	<input checked="" type="checkbox"/> BB nero+nero black+black
<input checked="" type="checkbox"/> NB nero-lucido night black	<input checked="" type="checkbox"/> BT nero+trasparente black+transparent	<input checked="" type="checkbox"/> RR rosso+rosso red+red
<input checked="" type="checkbox"/> RD rosso red	<input checked="" type="checkbox"/> RT rosso+trasparente red+transparent	<input checked="" type="checkbox"/> GG verde+verde green+green
<input checked="" type="checkbox"/> GR verde green	<input checked="" type="checkbox"/> GT verde+trasparente green+transparent	<input checked="" type="checkbox"/> OO arancione+arancione orange+orange
<input checked="" type="checkbox"/> OR arancione orange	<input checked="" type="checkbox"/> OT arancione+trasparente orange+transparent	

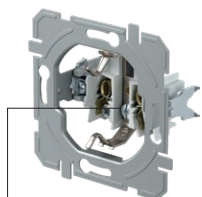


schuko – conforme a EN 60884-1,CEE7 (foglio III)


francese – conforme a NF C 61-314 (foglio V)

schuko - in accordance with EN 60884-1, CEE7 (standard sheet III)


French - in accordance with NF C 61-314 (standard sheet V)




• fissaggio dei conduttori con vite
screw contacts



• connettori fissati senza vite (plug-in) BV
BV plug-in contacts



• fissaggio dei conduttori con vite
screw contacts



• connettori fissati senza vite (plug-in) BV
BV plug-in contacts

PRESA SCHUKO 2P+E 16A 250V~ __ XO



- VE10PWXO
- VE10IWXO
- VE10ESXO
- VE10COXO
- VE10NBXO
- VE10RDXO
- VE10GRXO
- VE10ORXO

- fissaggio dei conduttori con vite di serraggio 1.5-2.5mm²
- XO senza placca
- 2P+E schuko
- 16A 250V~, tipo VE10

SOCKET SCHUKO 2P+E 16A 250V~ __ XO

- screw contacts 1.5-2.5mm²
- XO without surround
- 2P+E schuko
- 16A 250V~, type VE10



PRESA SCHUKO+COPERCHIO 2P+E 16A 250V~ __ XO



- VE11PTXO
- VE11ITXO
- VE11STXO
- VE11BTXO

- fissaggio dei conduttori con vite di serraggio 1.5-2.5mm²
- XO senza placca
- 2P+E schuko+coperchio
- 16A 250V~, tipo VE11

SOCKET SCHUKO+COVER 2P+E 16A 250V~ __ XO

- screw contacts 1.5-2.5mm²
- XO without surround
- 2P+E schuko+cover
- 16A 250V~, type VE11



PRESA SCHUKO 2P+E 16A 250V~ BV __ XO



- VE12PWXO
- VE12IWXO
- VE12ESXO
- VE12COXO
- VE12NBXO
- VE12RDXO
- VE12GRXO
- VE12ORXO


- fissaggio dei conduttori senza vite (plug in) BV 1.5-2.5mm²
- XO senza placca
- 2P+E schuko
- 16A 250V~, tipo VE12

SOCKET SCHUKO 2P+E 16A 250V~ BV __ XO

- BV plug-in contacts 1.5-2.5mm²
- XO without surround
- 2P+E schuko
- 16A 250V~, type VE12



PRESA SCHUKO+COPERCHIO+E 16A 250V~ BV __ XO



- VE13PTXO
- VE13ITXO
- VE13STXO
- VE13BTXO
- VE13PPXO

- fissaggio dei conduttori senza vite (plug in) BV 1.5-2.5mm²
- XO senza placca
- 2P+E schuko+coperchio
- 16A 250V~, tipo VE13

SOCKET SCHUKO+COVER 2P+E 16A 250V~ BV __ XO

- BV plug-in contacts 1.5-2.5mm²
- XO without surround
- 2P+E schuko+cover
- 16A 250V~, type VE13



PRESA SCHUKO 2P+E 16A 250V~



- VE10PW
- VE10IW
- VE10ES
- VE10CO
- VE10NB

- fissaggio dei conduttori a vite 1.5-2.5mm²
- 2P+E schuko
- 16A 250V~, tipo VE10

SOCKET SCHUKO 2P+E 16A 250V~

- screw contacts 1.5-2.5mm²
- 2P+E schuko
- 16A 250V~, type VE10



PRESA SCHUKO+COPERCHIO 2P+E 16A 250V~



- VE11PT
- VE11IT
- VE11ST
- VE11CT
- VE11BT

- fissaggio dei conduttori con vite di serraggio 1.5-2.5mm²
- 2P+E schuko+coperchio
- 16A 250V~, tipo VE11

SOCKET SCHUKO+COVER 2P+E 16A 250V~

- screw contacts 1.5-2.5mm²
- 2P+E schuko+cover
- 16A 250V~, type VE11



PRESA SCHUKO 2P+E 16A 250V~ BV



- VE12PW
- VE12IW
- VE12ES
- VE12CO
- VE12NB

- fissaggio dei conduttori senza vite (plug in) BV 1.5-2.5mm²
- 2P+E schuko
- 16A 250V~, tipo VE12

SOCKET SCHUKO 2P+E 16A 250V~ BV

- BV plug-in contacts 1.5-2.5mm²
- 2P+E schuko
- 16A 250V~, type VE12



PRESA SCHUKO+COPERCHIO 2P+E 16A 250V~ BV



- VE13PT
- VE13IT
- VE13ST
- VE13CT
- VE13BT


- fissaggio dei conduttori senza vite (plug in) BV 1.5-2.5mm²
- 2P+E schuko+coperchio
- 16A 250V~, tipo VE13

SOCKET SCHUKO+COVER 2P+E 16A 250V~ BV

- BV plug-in contacts 1.5-2.5mm²
- 2P+E schuko+cover
- 16A 250V~, type VE13



PRESA FRANCESE 2P+E 16A 250V~ __ XO



- VE40PWXO
- VE40IWXO
- VE40ESXO
- VE40COXO
- VE40NBXO
- VE40RDXO
- VE40GRXO
- VE40ORXO


- fissaggio dei conduttori con vite di serraggio 1.5-2.5mm²
- XO senza placca
- 2P+E francese
- 16A 250V~, tipo VE40

SOCKET FRENCH 2P+E 16A 250V~ __ XO

- screw contacts 1.5-2.5mm²
- XO without surround
- 2P+E French
- 16A 250V~, type VE40



PRESA FRANCESE+COPERCHIO 2P+E 16A 250V~ __ XO



- VE41PTXO
- VE41ITXO
- VE41STXO
- VE41BTXO


- fissaggio dei conduttori con vite di serraggio 1.5-2.5mm²
- XO senza placca
- 2P+E francese+coperchio
- 16A 250V~, tipo VE41

SOCKET FRENCH+COVER 2P+E 16A 250V~ __ XO

- screw contacts 1.5-2.5mm²
- XO without surround
- 2P+E French+cover
- 16A 250V~, type VE41



PRESA FRANCESE 2P+E 16A 250V~ BV __ XO



- VE42PWXO
- VE42IWXO
- VE42ESXO
- VE42COXO
- VE42NBXO
- VE42RDXO
- VE42GRXO
- VE42ORXO

- fissaggio dei conduttori senza vite (plug in) BV 1.5-2.5mm²
- XO senza placca
- 2P+E francese
- 16A 250V~, tipo VE42

SOCKET FRENCH 2P+E 16A 250V~ BV __ XO

- BV plug-in contacts 1.5-2.5mm²
- XO without surround
- 2P+E French
- 16A 250V~, type VE42



PRESA FRANCESE+COPERCHIO 2P+E 16A 250V~ BV __ XO



- VE43PTXO
- VE43ITXO
- VE43STXO
- VE43BTXO

- fissaggio dei conduttori senza vite (plug in) BV 1.5-2.5mm²
- XO senza placca
- 2P+E francese+coperchio
- 16A 250V~, tipo VE43

SOCKET FRENCH+COVER 2P+E 16A 250V~ BV __ XO

- BV plug-in contacts 1.5-2.5mm²
- XO without surround
- 2P+E French+cover
- 16A 250V~, type VE43



PRESA FRANCESE 2P+E 16A 250V~



- VE40PW
- VE40IW
- VE40ES
- VE40CO
- VE40NB

- fissaggio dei conduttori con vite di serraggio 1.5-2.5mm²
- 2P+E francese
- 16A 250V~, tipo VE40

SOCKET FRENCH 2P+E 16A 250V~

- screw contacts 1.5-2.5mm²
- 2P+E French
- 16A 250V~, type VE40



PRESA FRANCESE+COPERCHIO 2P+E 16A 250V~



- VE41PT
- VE41IT
- VE41BT
- VE41ST

- fissaggio dei conduttori con vite di serraggio 1.5-2.5mm²
- 2P+E francese+coperchio
- 16A 250V~, tipo VE41

SOCKET FRENCH+COVER 2P+E 16A 250V~

- screw contacts 1.5-2.5mm²
- 2P+E French+cover
- 16A 250V~, type VE41



PRESA FRANCESE 2P+E 16A 250V~ BV



- VE42PW
- VE42IW
- VE42ES
- VE42CO
- VE42NB

- fissaggio dei conduttori senza vite (plug in) BV 1.5-2.5mm²
- 2P+E francese
- 16A 250V~, tipo VE42

SOCKET FRENCH 2P+E 16A 250V~ BV

- BV plug-in contacts 1.5-2.5mm²
- 2P+E French
- 16A 250V~, type VE42



PRESA FRANCESE+KS+POKROV 2P+E 16A 250V~ BV



- VE43PT
- VE43IT
- VE43BT
- VE43ST

- fissaggio dei conduttori senza vite (plug in) BV 1.5-2.5mm²
- 2P+E francese+coperchio
- 16A 250V~, tipo VE43

SOCKET FRENCH+COVER 2P+E 16A 250V~ BV

- BV plug-in contacts 1.5-2.5mm²
- 2P+E French+cover
- 16A 250V~, type VE43



PRESA SCHUKO DOPPIA 2P+E 16A 250V~



- VE16PWKS
- VE16WKS
- VE16ESKS
- VE16NBKS

- 2P+E schuko doppia
- 16A 250V~, tipo VE16
- conforme a IEC 60884-1, CEE7
- fissaggio dei conduttori con vite di serraggio 1.5-2.5 mm²
- integrata protezione anticontatto

SOCKET SCHUKO DOUBLE 2P+E 16A 250V~

- 2P+E schuko double
- 16A 250V~, type VE16
- in accordance with IEC 60884-1, CEE7
- screw contacts 1.5-2.5 mm²
- shuttered live contacts



PRESA FRANCESE DOPPIA 2P+E 16A 250V~



- VE46PWKS
- VE46WKS
- VE46ESKS
- VE46NBKS

- 2P+E francese doppia
- 16A 250V~, tipo VE46
- conforme a IEC 60884-1, CEE7; NF C 61-314, CSN 33 2318; PN-E 93201
- fissaggio dei conduttori con vite di serraggio 1.5-2.5 mm²
- integrata protezione anticontatto

SOCKET FRENCH DOUBLE 2P+E 16A 250V~

- 2P+E French double
- 16A 250V~, type VE46
- in accordance with IEC 60884-1, CEE7; NF C 61-314, CSN 33 2318; PN-E 93201
- screw contacts 1.5-2.5 mm²
- shuttered live contacts



PRESA 2P 16A 250V~

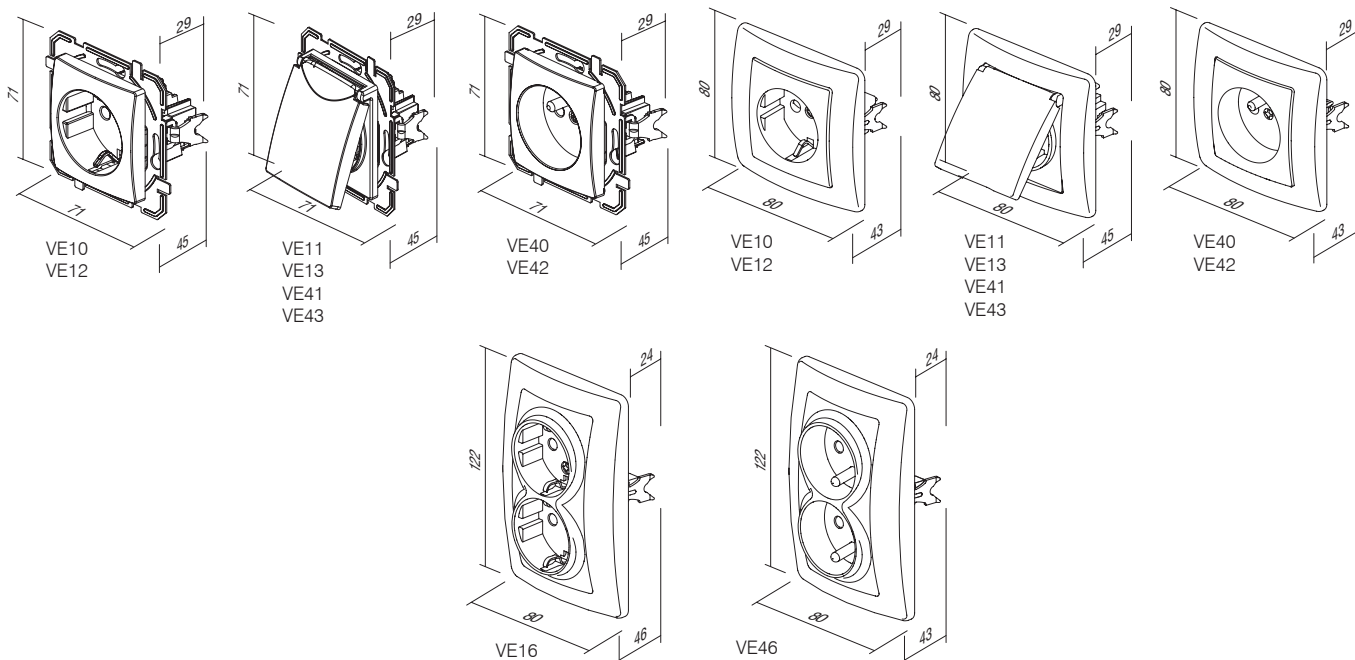


- VE30PW
- VE30IW
- VE30ES
- VE30NB

- 2P senza contatto di terra
- 16A 250V~
- conforme a EN 60884-1, CEE7 (foglio I)
- fissaggio dei conduttori con vite di serraggio 1.5-2.5mm²

SOCKET 2P 16A 250V~

- 2P without earthing contact
- 16A 250V~
- in accordance with EN 60884-1, CEE7 (standard sheet I)
- screw contacts 1.5-2.5mm²





KE37

PW

tipo type	denominazione description	descrizione tecnica technical data	colore colour
KE11	PRESA TV-R TERMINALE SOCKET TV-R END-LINE	1dB	<input type="checkbox"/> PW bianco-lucido polar white
KE12	PRESA TV-R PASSANTE SOCKET TV-R THROUGHPASS	10dB	<input type="checkbox"/> IW beige-lucido ivory white
KE16	PRESA SAT-TV-R TERMINALE SOCKET SAT-TV-R END-LINE	3dB	<input type="checkbox"/> ES argento-opaco elox silver
⋮	⋮	⋮	<input type="checkbox"/> CO duroplast bianco white thermoset
⋮	⋮	⋮	<input type="checkbox"/> NB nero-lucido night black

PRESA TV-R TERMINALE 1dB

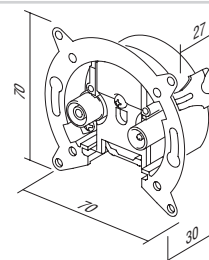
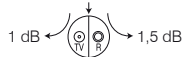


KE11

- TV-R terminale
- banda di frequenza 5÷862MHz
- attenuazione: R-1.5dB, TV-1dB
- conforme a EN 50083-1
- morsetti a vite

SOCKET TV-R END-LINE 1dB

- TV-R end-line
- frequency range 5÷862MHz
- reduction: R-1.5dB, TV-1dB
- in accordance with EN 50083-1
- screw contacts



PRESA TV-R PASSANTE 10dB

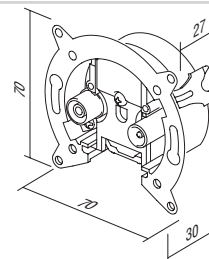
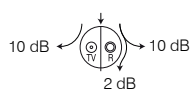


KE12

- presa TV-R passante
- banda di frequenza 5÷862MHz
- attenuazione: R-10dB, TV-10dB, passaggio-2dB
- conforme a EN 50083-1
- morsetti a vite

SOCKET TV-R THROUGHPASS 10dB

- TV-R throughpass
- frequency range 5÷862MHz
- reduction: R-10dB, TV-10dB, through-2dB
- in accordance with EN 50083-1
- screw contacts



PRESA SAT-TV-R TERMINALE 3dB

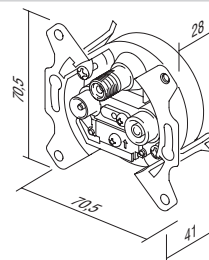
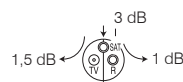


KE16


- SAT-TV-R terminale
- banda di frequenza 5÷2400MHz
- attenuazione: R-1dB, TV-1.5dB, SAT-3dB
- per l'installazione in scatola Ø60 con graffette o viti
- conforme a EN 50083-1
- fissaggio dei conduttori con viti di serraggio

SOCKET SAT-TV-R END-LINE 3dB

- SAT-TV-R end-line
- frequency range 5÷2400MHz
- reduction: R-1dB, TV-1.5dB, SAT-3dB
- for mounting in round box Ø60 with claws or screws
- in accordance with EN 50083-1
- screw contacts



PRESA TEL KS RJ11 6/4

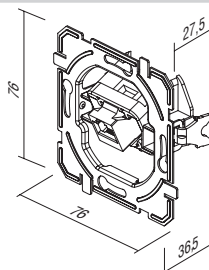



KE36

- standard di fissaggio KS keystone
- RJ11 6/4
- conforme a IEC 60603-7

SOCKET TEL KS RJ11 6/4

- KS keystone fixing standard
- RJ11 6/4
- in accordance with IEC 60603-7






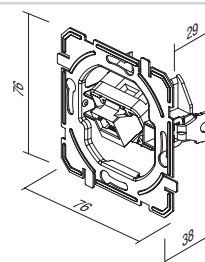
KE37

PRESA CAT5e KS RJ45 8/8

- standard di fissaggio KS keystone
- CAT5e, RJ45 8/8
- conforme a IEC 60603-7

SOCKET CAT5e KS RJ45 8/8

- KS keystone fixing standard
- CAT5e, RJ45 8/8
- in accordance with IEC 60603-7




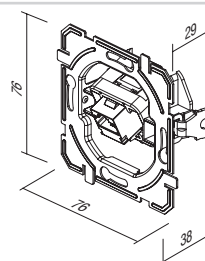
KE40

PRESA CAT6s KS RJ45 8/8 SLIM

- standard di fissaggio KS keystone
- CAT6s, RJ45 8/8
- conforme a IEC 60603-7

SOCKET CAT6s KS RJ45 8/8 SLIM

- KS keystone fixing standard
- CAT6s, RJ45 8/8
- in accordance with IEC 60603-7




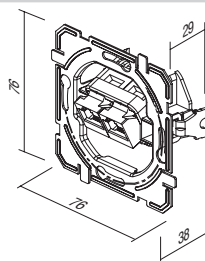
KE38

PRESA TEL KS DOPPIA 2x RJ11 6/4

- standard di fissaggio KS keystone
- 2x RJ11 6/4
- conforme a IEC 60603-7

SOCKET TEL KS DOUBLE 2x RJ11 6/4

- KS keystone fixing standard
- 2x RJ11 6/4
- in accordance with IEC 60603-7




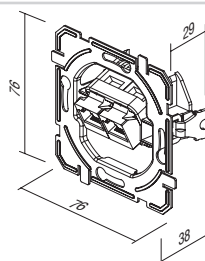
KE39

PRESA CAT5e KS DOPPIA 2x RJ45 8/8

- standard di fissaggio KS keystone
- 2x CAT5e, RJ45 8/8
- conforme a IEC 60603-7

SOCKET CAT5e KS DOUBLE 2x RJ45 8/8

- KS keystone fixing standard
- 2x CAT5e, RJ45 8/8
- in accordance with IEC 60603-7




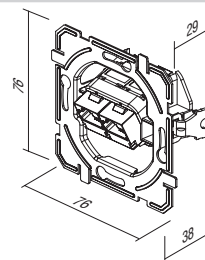
KE41

PRESA CAT6s KS DOPPIA 2x RJ45 8/8 SLIM

- standard di fissaggio KS keystone
- 2x CAT6s, RJ45 8/8
- conforme a IEC 60603-7

SOCKET CAT6s KS DOUBLE 2x RJ45 8/8 SLIM

- KS keystone fixing standard
- 2x CAT6s, RJ45 8/8
- in accordance with IEC 60603-7



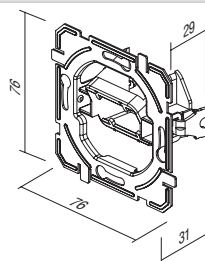
KE45


ADATTATORE KS SINGOLO

- standard di fissaggio KS keystone - singolo
- AMP, Avaya, Brandrex, FMT, Mfico, Tyco, ...
- modulo di comunicazione non incorporato

ADAPTER KS SINGLE

- KS keystone fixing standard - single
- AMP, Avaya, Brandrex, FMT, Mfico, Tyco, ...
- communication module not included






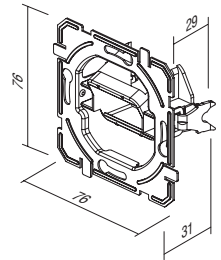
KE46

ADATTATORE KS DOPPIO

- standard di fissaggio KS keystone - doppio
- AMP, Tyco, ...
- modulo di comunicazione non incorporato

ADAPTER KS DOUBLE

- KS keystone fixing standard - double
- AMP, Tyco, ...
- communication module not included



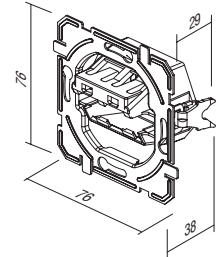
KE47

ADATTATORE PD DOPPIO


- standard di fissaggio PD Panduit MiniCOM - doppio
- modulo di comunicazione non incorporato

ADAPTER PD DOUBLE

- PD Panduit Mini-COM fixing standard - double
- communication module not included



PRESA TV BASE 0dB



- KE10PW
- KE10IW
- KE10ES
- KE10CO
- KE10NB

- TV base
- attenuazione 0dB
- connettore posteriore – standard F

SOCKET TV BASIC 0dB

- TV basic
- reduction 0dB
- back connector – F standard



PRESA TV-R TERMINALE 1dB



- KE11PW
- KE11IW
- KE11ES
- KE11CO
- KE11NB

- TV-R terminale
- banda di frequenza 5÷862 MHz
- attenuazione: R-1.5dB, TV-1dB
- conforme a EN 50083-1
- morsetti a vite

SOCKET TV-R END-LINE 1dB

- TV-R end-line
- frequency range 5÷862 MHz
- reduction: R-1.5dB, TV-1dB
- in accordance with EN 50083-1
- screw contact



PRESA TV-R PASSANTE 10dB



- KE12PW
- KE12IW
- KE12ES
- KE12CO
- KE12NB

- TV-R passante
- banda di frequenza 5÷862 MHz
- attenuazione: R-10dB, TV-10dB, passaggio-2dB
- conforme a EN 50083-1
- morsetti a vite

SOCKET TV-R TROUGH-PASS 10dB

- TV-R troughpass
- frequency range 5÷862 MHz
- reduction: R-10dB, TV-10dB, trough-2dB
- in accordance with EN 50083-1
- screw contacts



PRESA SAT-TV-R TERMINALE 3dB



- KE16PW
- KE16IW
- KE16ES
- KE16CO
- KE16NB


- SAT-TV-R terminale
- banda di frequenza 5÷2400 MHz
- attenuazione: R-1dB, TV-1.5dB, SAT-3dB
- conforme a EN 50083-1
- morsetti a vite

SOCKET SAT-TV-R END-LINE 3dB

- SAT-TV-R end-line
- frequency range 5÷2400 MHz
- reduction: R-1dB, TV-1.5dB, SAT-3dB
- in accordance with EN 50083-1
- screw contacts



PRESA AUDIO 2xRCA



- KE22PW
- KE22IW
- KE22ES
- KE22CO
- KE22NB

- audio 2xRCA
- fissaggio dei conduttori con saldatura

SOCKET AUDIO 2xRCA

- audio 2xRCA
- soldering connection of cable



PRESA CASSE AUDIO



- KE23PW
- KE23IW
- KE23ES
- KE23CO
- KE23NB


- audio 2x Ø4mm
- per il collegamento dei conduttori audio, spina di Ø4 mm o connettore a forcina
- saldatura del collegamento del cavo sul lato posteriore

SOCKET AUDIO LOUDSPEAKERS

- audio 2x Ø4mm
- to accommodate speaker wire, banana plug Ø4mm or spades
- soldering connection of cable at the back side



PRESA TEL KS RJ11 6/4



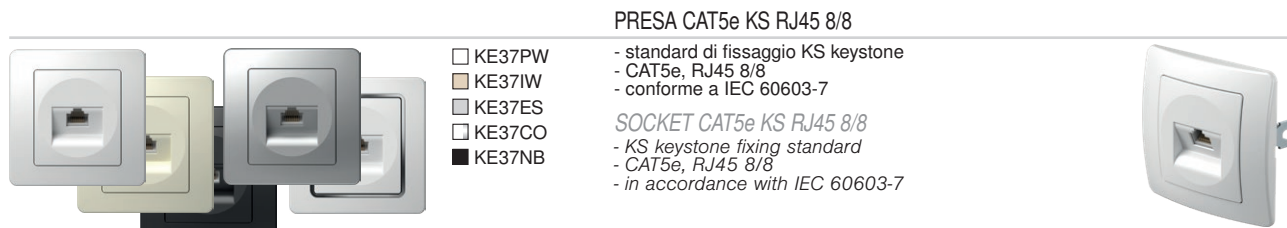
- KE36PW
- KE36IW
- KE36ES
- KE36CO
- KE36NB

- standard di fissaggio KS keystone
- RJ11 6/4
- conforme a IEC 60603-7

SOCKET TEL KS RJ11 6/4

- KS keystone fixing standard
- RJ11 6/4
- in accordance with IEC 60603-7





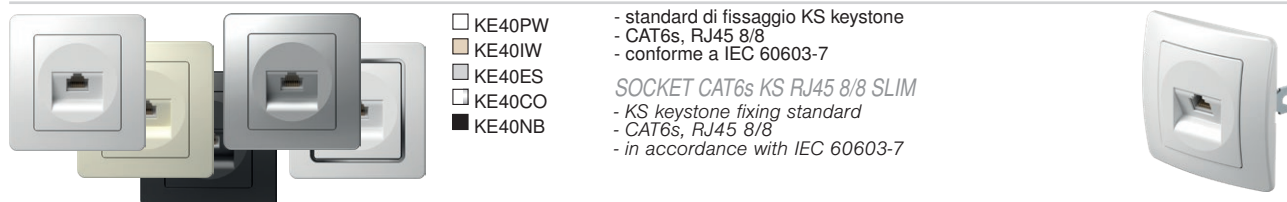
- KE37PW
- KE37IW
- KE37ES
- KE37CO
- KE37NB

PRESA CAT5e KS RJ45 8/8

- standard di fissaggio KS keystone
- CAT5e, RJ45 8/8
- conforme a IEC 60603-7

SOCKET CAT5e KS RJ45 8/8

- KS keystone fixing standard
- CAT5e, RJ45 8/8
- in accordance with IEC 60603-7



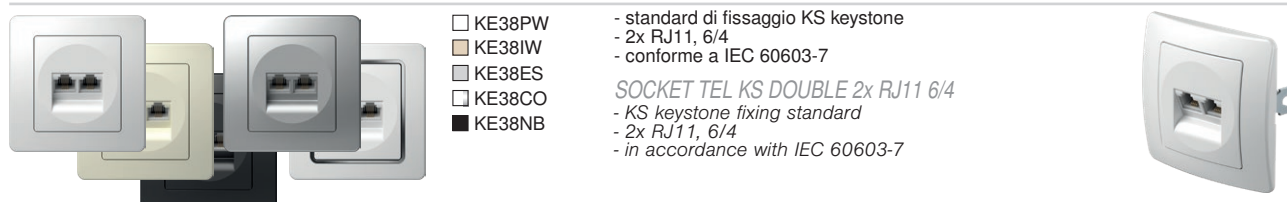
- KE40PW
- KE40IW
- KE40ES
- KE40CO
- KE40NB

PRESA CAT6s KS RJ45 8/8 SLIM

- standard di fissaggio KS keystone
- CAT6s, RJ45 8/8
- conforme a IEC 60603-7

SOCKET CAT6s KS RJ45 8/8 SLIM

- KS keystone fixing standard
- CAT6s, RJ45 8/8
- in accordance with IEC 60603-7



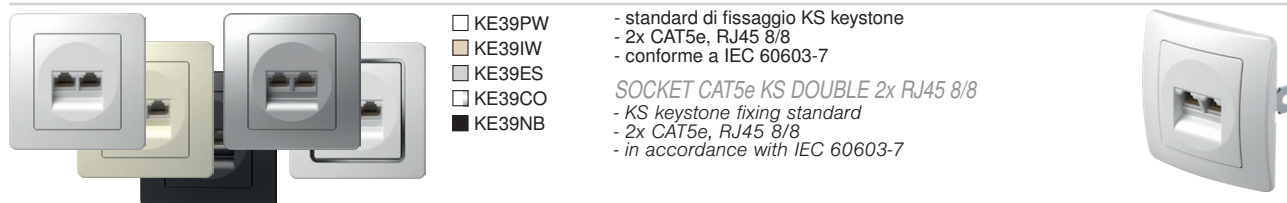
- KE38PW
- KE38IW
- KE38ES
- KE38CO
- KE38NB

PRESA TEL KS DOPPIA 2x RJ11 6/4

- standard di fissaggio KS keystone
- 2x RJ11, 6/4
- conforme a IEC 60603-7

SOCKET TEL KS DOUBLE 2x RJ11 6/4

- KS keystone fixing standard
- 2x RJ11, 6/4
- in accordance with IEC 60603-7



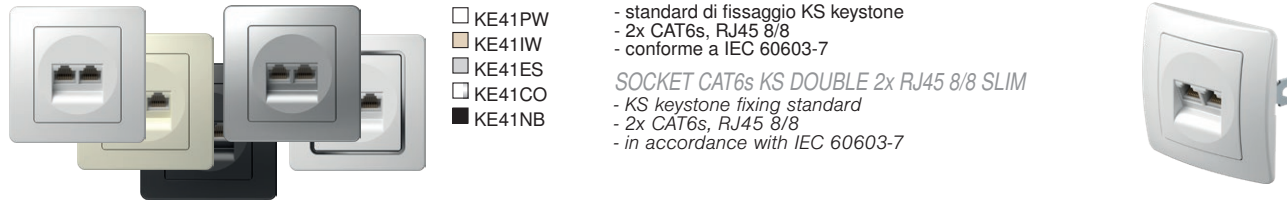
- KE39PW
- KE39IW
- KE39ES
- KE39CO
- KE39NB

PRESA CAT5e KS DOPPIA 2x RJ45 8/8

- standard di fissaggio KS keystone
- 2x CAT5e, RJ45 8/8
- conforme a IEC 60603-7

SOCKET CAT5e KS DOUBLE 2x RJ45 8/8

- KS keystone fixing standard
- 2x CAT5e, RJ45 8/8
- in accordance with IEC 60603-7



- KE41PW
- KE41IW
- KE41ES
- KE41CO
- KE41NB

PRESA CAT6s KS DOPPIA 2x RJ45 8/8 SLIM

- standard di fissaggio KS keystone
- 2x CAT6s, RJ45 8/8
- conforme a IEC 60603-7

SOCKET CAT6s KS DOUBLE 2x RJ45 8/8 SLIM

- KS keystone fixing standard
- 2x CAT6s, RJ45 8/8
- in accordance with IEC 60603-7



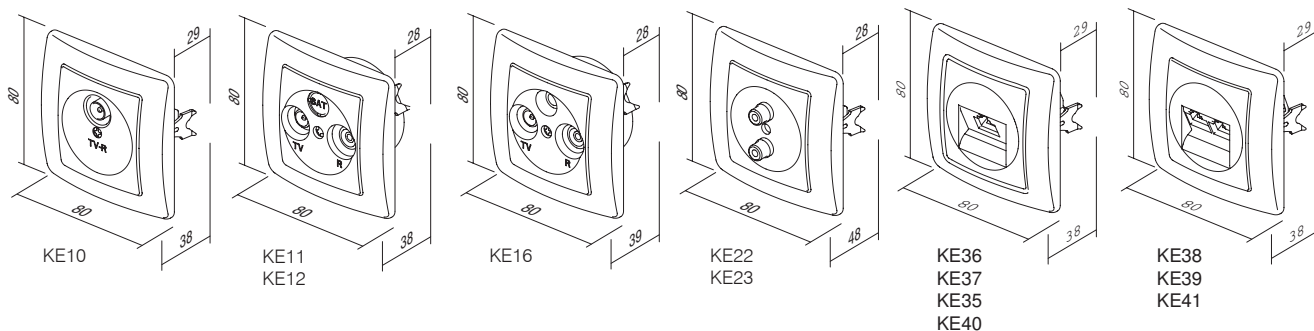
- KE35PW
- KE35IW
- KE35ES
- KE35CO
- KE35NB


PRESA TEL LT RJ11 6/4

- vite TEL LT
- fissaggio dei conduttori con vite
- RJ11 6/4
- conforme a IEC 60603-7

SOCKET TEL LT RJ11 6/4


- TEL LT screw
- screw contacts
- RJ11 6/4
- in accordance with IEC 60603-7





tipo type	denominazione description	descrizione tecnica technical data	colore colour
PE10	COPERCHIO TV-R COVER TV-R	2P/3P	<input type="checkbox"/> PW bianco-lucido polar white
PE20	COPERCHIO KS SINGOLO COVER KS SINGLE		<input type="checkbox"/> IW beige-lucido ivory white
PE21	COPERCHIO KS DOPPIO COVER KS DOUBLE		<input type="checkbox"/> ES argento-opaco elox silver
⋮	⋮	⋮	<input type="checkbox"/> CO duroplast bianco white thermoset
			<input type="checkbox"/> NB nero-lucido night black

COPERCHIO TV-R 2P/3P



- PE10PW
- PE10IW
- PE10ES
- PE10CO
- PE10NB


- TV-R coperchio, 2P o 3P con viti

COVER TV-R 2P/3P

- TV-R cover, 2P or 3P with screw



COPERCHIO KS SINGOLO



- PE20PW
- PE20IW
- PE20ES
- PE20CO
- PE20NB


- coperchio KS singolo

COVER KS SINGLE

- KS cover single



COPERCHIO KS DOPPIO



- PE21PW
- PE21IW
- PE21ES
- PE21NB

- coperchio KS doppio

COVER KS DOUBLE

- KS cover double



COPERCHIO TAE/TDO

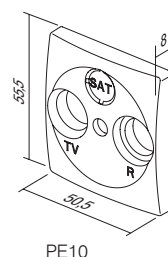
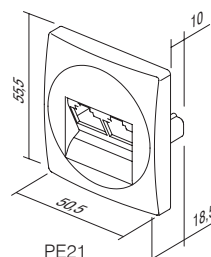
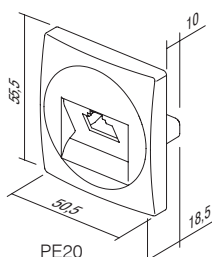
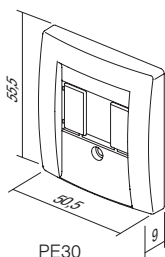


- PE30PW
- PE30IW
- PE30ES
- PE30NB

- coperchio con viti TAE o TDO

COVER TAE/TDO

- TAE or TDO cover with screw





EE15

PW

tipo type	denominazione description	descrizione tecnica technical data	colore colour
EE15	DIMMER A MANOPOLA CON DEVIATORE DIMMER ROTATIVE 2WAY	RL 400W	<input type="checkbox"/> PW bianco-lucido polar white
EE16	DIMMER A MANOPOLA CON DEVIATORE DIMMER ROTATIVE 2WAY	RLC 400W	<input type="checkbox"/> IW beige-lucido ivory white
EE19	DIMMER A MANOPOLA CON DEVIATORE DIMMER ROTATIVE 2WAY	LED 100W	<input type="checkbox"/> ES argento-opaco elox silver
⋮	⋮	⋮	<input type="checkbox"/> CO duroplast bianco white thermoset
⋮	⋮	⋮	<input type="checkbox"/> NB nero-lucido night black

DIMMER A MANOPOLA CON DEVIATORE RL 400W



EE15



- controllo a manopola con deviatore
- carico RL, 40W - 400W
- è possibile il collegamento con un deviatore
- collegamento di più dimmer non consentito
- conforme a EN 60669-1 e EN 60669-2-1
- fissaggio dei conduttori senza viti (plug in) 1.5mm²
- alimentazione 230V~ 50Hz
- diametro interno del pulsante Ø6 mm
- fusibile sostituibile incluso

DIMMER ROTATIVE 2WAY RL 400W

- rotation control with 2-way switch
- load RL, 40W - 400W
- 2-way switch combination is possible
- more dimmers combination is not allowed
- in accordance with EN 60669-1 and EN 60669-2-1
- plug-in contacts 1.5mm²
- supply 230V~ 50Hz
- button inner diameter Ø6mm
- replaceable fuse included

DIMMER A MANOPOLA CON DEVIATORE RLC 400W




EE16



- controllo a manopola con deviatore
- carico RLC, 20W - 400W
- è possibile il collegamento con un deviatore
- collegamento di più dimmer non consentito
- conforme a EN 60669-1 e EN 60669-2-1
- fissaggio dei conduttori senza viti (plug in) 1.5mm²
- alimentazione 230V~ 50Hz
- diametro interno del pulsante Ø6 mm
- fusibile elettronico

DIMMER ROTATIVE 2WAY RLC 400W

- rotation control with 2-way switch
- load RLC, 20W - 400W
- 2-way switch combination is possible
- more dimmers combination is not allowed
- in accordance with EN 60669-1 and EN 60669-2-1
- plug-in contacts 1.5mm²
- supply 230V~ 50Hz
- button inner diameter Ø6mm
- electronic fuse



EE19




DIMMER A MANOPOLA CON DEVIATORE LED 100W

- controllo a manopola con deviatore
- carico: LED, 0-100W (max. 10 lampade LED)
GLS, 10-250W
- idoneo al collegamento di un deviatore
- collegamento di più dimmer non consentito
- conforme a EN 60669-1 e EN 60669-2-1
- fissaggio dei conduttori senza viti (plug in) 1.5 mm²
- alimentazione 230V~ 50 Hz
- fusibile sostituibile incluso
- diametro interno del pulsante Ø6 mm

DIMMER ROTATIVE 2WAY LED 100W

- rotation control with 2-way switch
- load: LED, 0-100W (max. 10 LEDs)
GLS, 10-250W
- 2-way switch combination is possible
- more dimmers combination is not allowed
- in accordance with EN 60669-1 and EN 60669-2-1
- plug-in contacts 1.5mm²
- supply 230V~ 50Hz
- replaceable fuse included
- button inner diameter Ø6mm



- EE32A1
- EE32A2




INTERRUTTORE IR 5A 230V~

- interruttore ad infrarossi IR
- alimentazione: 230V~ ±10 % 50Hz
- relé: 5A / 250V~ (zero crossing)
- livello di sicurezza IP40
- sezione dei fili al morsetto: 0,75 - 2,5 mm²
- angolo di rilevamento: fino a 110° a 20°C
- campo di rilevamento: circa 8 m a 20°C
- regolazione della durata: da circa 5 s a 12 min
- regolazione della luminosità: da circa 5 a 200 LUX
- temperatura di esercizio: da 0°C a +40°C
- non adatto all'installazione in scatole della profondità d 45 mm
- solo per uso interno

IR SWITCH 5A 230V~

- IR infrared switch
- supply voltage: 230V~ ±10 % 50Hz
- relay: 5A / 250V~ (zero crossing)
- protection rating: IP40
- cross-section of wires at the contact terminal: 0.75 - 2.5 mm²
- detection angle: up to 110° at 20°C
- detection area: approx. 8 m at 20°C
- adjustability of duration: from approx. 5 s to 12 min
- adjustability of brightness: from approx. 5 to 200 LUX
- operating temperature: from 0°C to +40°C
- not suitable for installation in 45 mm deep boxes
- only for indoor usage



- EE15PW
- EE15IW
- EE15ES
- EE15CO
- EE15NB




DIMMER A MANOPOLA CON DEVIATORE RL 400W

- a manopola con deviatore
- carico RL, 40W - 400W
- idoneo al collegamento di un deviatore
- collegamento di più dimmer non consentito
- conforme a EN 60669-1 e EN 60669-2-1
- fissaggio dei conduttori senza viti (plug in) 1.5mm²
- alimentazione 230V~ 50Hz
- fusibile sostituibile incluso

DIMMER ROTATIVE 2WAY RL 400W

- rotation control with 2-way switch
- load RL, 40W - 400W
- 2-way switch combination is possible
- more dimmers combination is not allowed
- in accordance with EN 60669-1 and EN 60669-2-1
- plug-in contacts 1.5mm²
- supply 230V~ 50Hz
- replaceable fuse included



- EE16PW
- EE16IW
- EE16ES
- EE16CO
- EE16NB



DIMMER A MANOPOLA CON DEVIATORE RLC 400W

- controllo a manopola con deviatore
- carico RLC, 20W - 400W
- idoneo al collegamento di un deviatore
- collegamento di più dimmer non consentito
- conforme a EN 60669-1 e EN 60669-2-1
- fissaggio dei conduttori senza viti (plug in) 1.5mm²
- alimentazione 230V~ 50Hz
- fusibile elettronico

DIMMER ROTATIVE 2WAY RLC 400W

- rotation control with 2-way switch
- load RLC, 20W - 400W
- 2-way switch combination is possible
- more dimmers combination is not allowed
- in accordance with EN 60669-1 and EN 60669-2-1
- plug-in contacts 1.5mm²
- supply 230V~ 50Hz
- electronic fuse



- EE19PW
- EE19IW
- EE19ES
- EE19CO
- EE19NB



DIMMER A MANOPOLA CON DEVIATORE LED 100W

- controllo a manopola con deviatore
- carico: LED, 0-100W (max. 10 lampade LED) GLS, 10-250W
- idoneo al collegamento di un deviatore
- collegamento di più dimmer non consentito
- conforme a EN 60669-1 e EN 60669-2-1
- fissaggio dei conduttori senza viti (plug in) 1.5 mm²
- alimentazione 230V~ 50 Hz
- fusibile sostituibile incluso

DIMMER ROTATIVE 2WAY LED 100W

- rotation control with 2-way switch
- load: LED, 0-100W (max. 10 LEDs) GLS, 10-250W
- 2-way switch combination is possible
- more dimmers combination is not allowed
- in accordance with EN 60669-1 and EN 60669-2-1
- plug-in contacts 1.5mm²
- supply 230V~ 50Hz
- replaceable fuse included



- EE32PW
- EE32IW
- EE32ES
- EE32CO
- EE32NB



INTERRUTTORE IR 5A 230V~

- IR interruttore a infrarossi
- alimentazione: 230V~ ±10 % 50Hz
- relé: 5A / 250V~ (zero crossing)
- livello di sicurezza IP40
- sezione dei fili al morsetto: 0,75 - 2,5 mm²
- angolo di rilevamento: fino a 110° a 20°C
- campo di rilevamento: circa 8 m a 20°C
- regolazione della durata: da circa 5 s a 12 min
- regolazione della luminosità: da circa 5 a 200 LUX
- temperatura di esercizio: da 0°C a +40°C
- non adatto all'installazione in scatole della profondità di 45 mm
- solo per uso interno

IR SWITCH 5A 230V~

- IR infrared switch
- supply voltage: 230V~ ±10 % 50Hz
- relay: 5A / 250V~ (zero crossing)
- protection rating: IP40
- cross-section of wires at the contact terminal: 0.75 - 2.5 mm²
- detection angle: up to 110° at 20°C
- detection area: approx. 8 m at 20°C
- adjustability of duration: from approx. 5 s to 12 min
- adjustability of brightness: from approx. 5 to 200 LUX
- operating temperature: from 0°C to +40°C
- not suitable for installation in 45 mm deep boxes
- only for indoor usage





- EE69PW
- EE69IW
- EE69NB
- EE69ES

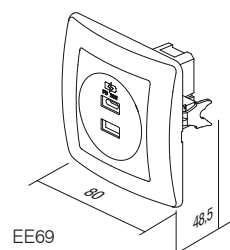
CARICATORE USB PD 20 W

- Alimentatore USB con alimentazione fino a 20 W.
- per la ricarica di dispositivi elettronici tramite una porta USB standard (compatibile anche con i dispositivi Apple)
- alimentazione: 100-230 V~ 50/60 Hz
- consumo durante il funzionamento: 420 mA a 100 V AC/220 mA a 230 V AC
- consumo di energia in modo veglia: <100 mW a 230 V~
- potenza in uscita: 20 W max
- Uscita:
- USB Tipo-C: 5,0 V DC 3,0A; 9,0 V DC 2,2 A; 12,0 VDC 1,67 A (PD 20W)
- USB tipo A: 5,0 V DC 3,0 A; 9,0 VDC 2,0 A; 12,0 V DC 1,5 A (QC 18 W)
- USB A+C: 5 V DC 3 A
- tipo di connettore: 1 x USB A; 1 x USB C
- efficienza media in modalità attiva: 86%
- efficienza al carico minimo (10%): 81%
- temperatura di funzionamento: 0° C/+ 45° C (uso interno)
- classe di protezione IP: IP20, solo per uso interno
- apparecchio di classe II
- protezione contro la sovratensione (EN 60364-4-44): classe III
- fissaggio dei conduttori con vite max. 2,5 mm2
- dispositivo di sezionamento: distanza fra i contatti di almeno 3mm
- non adatto all'installazione in scatole della profondità di 45 mm e custodie CUBO IP20
- Conforme a:
- Directive: BT, EMC, RoHS, ErP
- Standard: EN IEC 62368-1, EN 55032, EN55035, EN IEC 61000-3-2, EN 61000-3-3, EN 50563, EN IEC 63000
- Regolamenti aggiuntivi: (UE) n. 2019/1782 REACH, n. 1907/2006 – Art. 33. Il prodotto può contenere tracce di piombo.



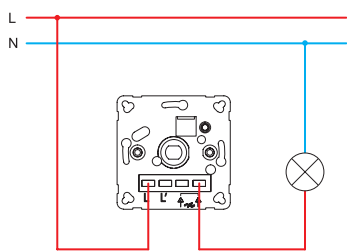
USB POWER SUPPLY UNIT PD 20W

- 20 W USB power delivery power supply unit
- for charging of electronic devices via a standard USB port (also compatible with Apple devices)
- power supply: 100-230V~ 50/60Hz
- power consumption: 420mA at 100V~/220mA at 230V~
- standby power consumption: <100mW at 230V~
- Output power: 20 W Max
- Output:
- USB tip C: 5.0 VDC 3.0A; 9.0 VDC 2.2 A; 12.0 VDC 1.67 A (PD 20W)
- USB tip A: 5.0 VDC 3.0A; 9.0 VDC 2.0 A; 12.0 VDC 1.5 A (QC 18W)
- USB A+C: 5 VDC 3A
- connector type: 1x USB A; 1x USB C
- average efficiency in active mode: 86%
- efficiency with low load (10%): 81%
- operating temperature: 0°C/+45°C (indoor use)
- IP protection class: IP20, indoor use only
- class device II
- overvoltage category (EN 60364-4-44): Class III
- screw contacts: max. 2.5 mm²
- device with a contact gap of at least 3mm
- Conformity:
- Directive: BT, EMC, RoHS, ErP
- Standards: EN IEC 62368-1, EN 55032, EN55035, EN IEC 61000-3-2, EN 61000-3-3, EN 50563, EN IEC 63000
- External power supplies regulation: (EU) n. 2019/1782 REACH, n. 1907/2006 – art.33. The product may contain traces of lead.

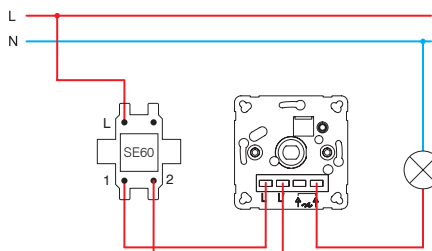


EE69

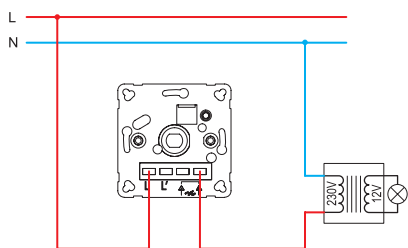
EE15, EE16, EE19



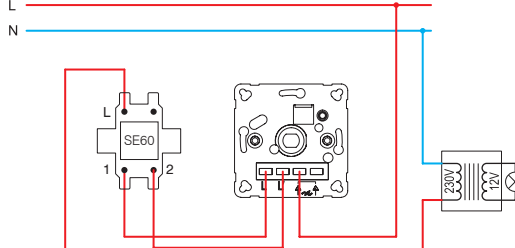
EE15, EE16, EE19



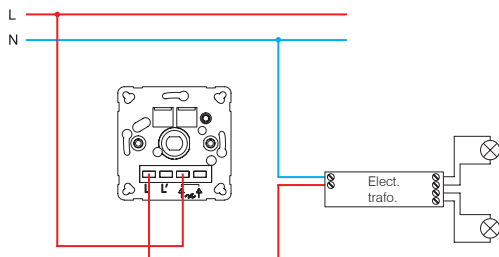
EE15, EE16, EE19



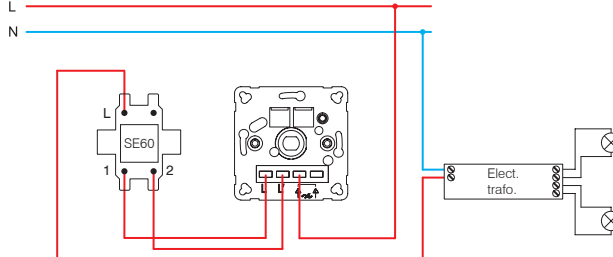
EE15, EE16, EE19



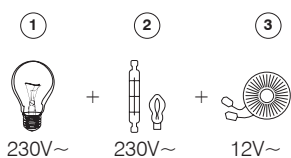
EE16, EE19



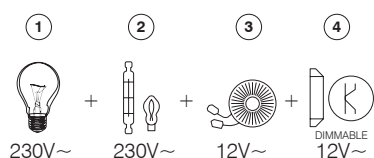
EE16, EE19



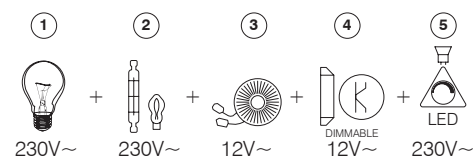
EE15 (40÷400W)



EE16 (20÷400W)



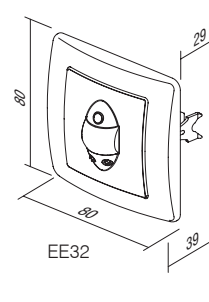
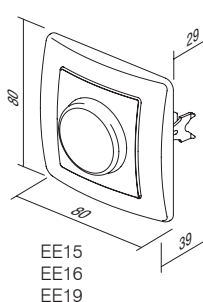
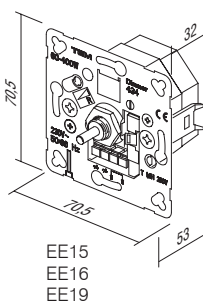
EE19 (GLS 10÷250W ; LED 0÷100W)



- 1 - lampada ad incandescenza / incandescent lamp
- 2 - lampada alogena / halogen lamp

- 3 - trasformatore classico / classical transformer
- 4 - trasformatore elettronico dimmerabile / dimmable electronic transformer

- 5 - lampadina LED dimmerabile / dimmable LED lamp





PE41

PW

tipo type	denominazione description	colore colour
PE41	COPERCHIO PER DIMMER COVER DIMMER	<input type="checkbox"/> PW bianco-lucido <i>polar white</i> <input type="checkbox"/> IW beige-lucido <i>ivory white</i> <input type="checkbox"/> ES argento-opaco <i>elox silver</i> <input type="checkbox"/> CO duroplast bianco <i>white thermoset</i> <input type="checkbox"/> NB nero-lucido <i>night black</i>

COPERCHIO PER DIMMER Ø6



- PE41PW
- PE41IW
- PE41NB
- PE41ES
- PE41CO

- coperchio per dimmer Ø6 mm
- per EE15, EE16, EE19

COVER DIMMER Ø6
- cover dimmer Ø6mm
- for EE15, EE16, EE19



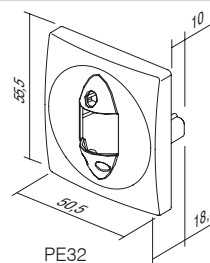
COPERCHIO INTERRUTTORE IR



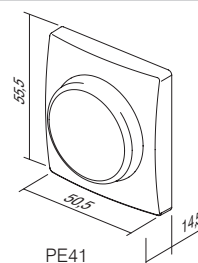
- PE32PW
- PE32IW
- PE32NB
- PE32ES

- coperchio interruttore IR


COVER IR SWITCH
- cover IR switch



PE32



PE41



tipo type	denominazione description	colore colour
AE10	COPRIFORO BLANK	<input type="checkbox"/> PW bianco-lucido polar white
AE20	SCATOLA DI GIUNZIONE A 5 POLI PERMANENTE 3P+N+E 5X4 mm ² CONNECTION BOX 3P+N+E 5X4mm ²	<input type="checkbox"/> IW beige-lucido ivory white
AE30	SCATOLA NO 1 SURFACE MOUNT BOX	<input type="checkbox"/> ES argento-opaco elox silver
⋮	⋮	<input type="checkbox"/> CO duroplast bianco white thermoset
⋮	⋮	<input type="checkbox"/> NB nero-lucido night black

COPRIFORO



- AE10PW
- AE10IW
- AE10NB
- AE10ES
- AE10CO

- per riempire i punti vuoti
BLANK
- for filling up empty spaces



SCATOLA DI GIUNZIONE A 5 POLI PERMANENTE 3P+N+E 5x4mm²




- AE20PW
- AE20IW

- scatola di giunzione permanente 3P+N+E
- 16A 400V~
- conforme a VDE 0601-1:2000
- fissaggio dei conduttori con vite di serraggio 1.5-4mm²
CONNECTION BOX 5POLE 3P+N+E 5x4mm²
- 3P+N+E connection box
- 16A 400V~
- in accordance with VDE 0606-1:2000
- screw contacts 1.5-4mm²



SCATOLA NO 1




- AE30PW
- AE30IW

- scatola per montaggio esterno (sopra l'intonaco)
SURFACE MOUNT BOX 1
- surface mounting box




SCATOLA DI SUPERFICIE PER DOPPIA PRESA



- AE31PW

- scatola per montaggio esterno (sopra l'intonaco)
SURFACE MOUNT BOX FOR DOUBLE SOCKET
- surface mounting box



CORNICE DA PARETE



- AE50PW
- AE50TS

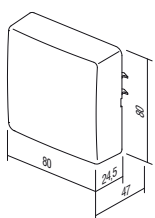
- cornice da parete per proteggere le superfici intorno all'interruttore o alla presa
WALL PROTECTION
 - protects surface around socket or switch

PROTEZIONE KS PER BAMBINI

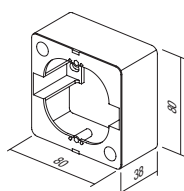


- AE51PW
- AE51IW

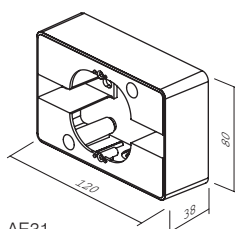
- protezione anticontatto KS per bambini
CHILD PROTECTION KS
 - KS additional child protection insert - shuttered live contacts



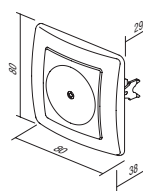
AE20



AE30



AE31



AE10

S U R R O U N D S O E



OE10



PW

tipo type	denominazione description	colore colour
OE10	PLACCA EKONOMIK 1 SURROUND EKONOMIK 1	<input type="checkbox"/> PW bianco-lucido polar white
OE20	PLACCA EKONOMIK 2 ORIZZONTALE SURROUND EKONOMIK 2 HORIZONTAL	<input type="checkbox"/> IW beige-lucido ivory white
OE30	PLACCA EKONOMIK 3 ORIZZONTALE SURROUND EKONOMIK 3 HORIZONTAL	<input type="checkbox"/> ES argento-opaco elox silver
⋮	⋮	<input type="checkbox"/> CO duroplast bianco white thermoset
⋮	⋮	<input type="checkbox"/> NB nero-lucido night black

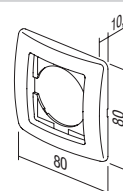
PLACCA EKONOMIK 1



- OE10PW
- OE10IW
- OE10ES
- OE10CO
- OE10NB

- placca decorativa singola

- conforme a EN 60669-1

SURROUND EKONOMIK 1- decorative surround 1-gang
- in accordance with EN 60669-1

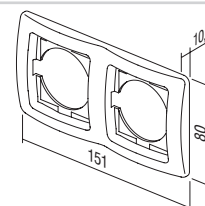
PLACCA EKONOMIK 2 ORIZZONTALE



- OE20PW
- OE20IW
- OE20ES
- OE20CO
- OE20NB

- placca decorativa doppia orizzontale

- conforme a EN 60669-1

SURROUND EKONOMIK 2 HORIZONTAL- decorative surround 2-gang horizontal
- in accordance with EN 60669-1

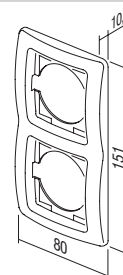
PLACCA EKONOMIK 2 VERTICALE



- OE21PW
- OE21IW
- OE21ES
- OE21CO
- OE21NB

- placca decorativa doppia verticale

- conforme a EN 60669-1

SURROUND EKONOMIK 2 VERTICAL- decorative surround 2-gang vertical
- in accordance with EN 60669-1

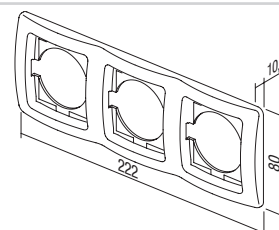
PLACCA EKONOMIK 3 ORIZZONTALE



- OE30PW
- OE30IW
- OE30ES
- OE30CO
- OE30NB

- placca decorativa tripla orizzontale

- conforme a EN 60669-1

SURROUND EKONOMIK 3 HORIZONTAL- decorative surround 3-gang horizontal
- in accordance with EN 60669-1

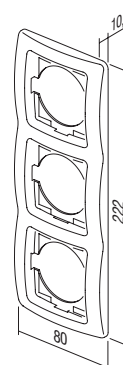
PLACCA EKONOMIK 3 VERTICALE



- OE31PW
- OE31IW
- OE31ES
- OE31CO
- OE31NB

- placca decorativa tripla verticale
- conforme a EN 60669-1

SURROUND EKONOMIK 3 VERTICAL
- decorative surround 3-gang vertical
- in accordance with EN 60669-1




PLACCA EKONOMIK 4 ORIZZONTALE



- OE40PW
- OE40IW
- OE40ES
- OE40NB

- placca decorativa quadrupla orizzontale
- conforme a EN 60669-1

SURROUND EKONOMIK 4 HORIZONTAL
- decorative surround 4-gang horizontal
- in accordance with EN 60669-1



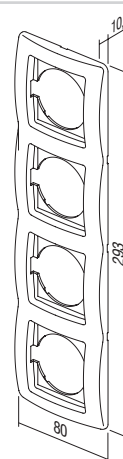
PLACCA EKONOMIK 4 VERTICALE



- OE41PW
- OE41IW
- OE41ES
- OE41NB

- placca decorativa quadrupla verticale
- conforme a EN 60669-1

SURROUND EKONOMIK 4 VERTICAL
- decorative surround 4-gang vertical
- in accordance with EN 60669-1



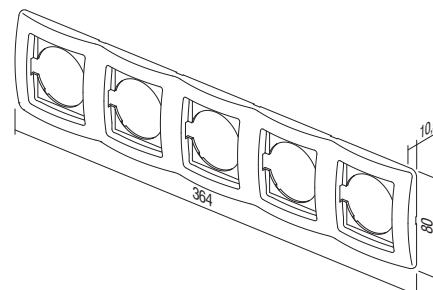
PLACCA EKONOMIK 5 ORIZZONTALE



- OE50PW
- OE50IW
- OE50ES
- OE50NB

- placca decorativa orizzontale con 5 allocazioni
- conforme a EN 60669-1

SURROUND EKONOMIK 5 HORIZONTAL
- decorative surround 5-gang horizontal
- in accordance with EN 60669-1



PLACCHE DECORATIVE COLOR /
 COLOR DECORATIVE FRAMES



OE90GR VERDE /
 GREEN
 OE90BL BLU /
 BLUE
 OE90VO VIOLA /
 VIOLET
 OE90PI ROSA /
 PINK
 OE90RD ROSSO /
 RED

OE90YL GIALLO /
 YELLOW
 OE90WH BIANCO /
 WHITE
 OE90GY GRIGIO /
 GREY
 OE90BK NERO /
 BLACK

OE90MB MET. BLU /
 MET. BLUE
 OE90BZ BRONZO /
 BRONZE
 OE90CR ARGENTO /
 SILVER
 OE90GO ORO /
 GOLD





fontana



TEM





SF10

PW

TI

tipo type	denominazione description	descrizione tecnica technical data	colore colour	caratteristica opzionale 1 optional data 1
SF10	INTERRUTTORE UNIPOLARE SWITCH 1WAY	IP44 10AX 250V~	<input type="checkbox"/> PW bianco-opaco white-mat	TI neon+indicatore neon lamp+indication
SF11	PULSANTE UNIPOLARE PUSH BUTTON 1WAY	IP44 10A 250V~	<input type="checkbox"/> GY grigio-opaco grey-mat	
SF20	INTERRUTTORE BIIPOLARE SWITCH 2POLE	IP44 10AX 250V~		
:	:	:		
:	:	:		

INTERRUTTORE UNIPOLARE IP44 10AX 250V~



- SF10PW
- SF10GY

- 10AX 250V~, tipo SF10
- conforme a EN 60669-1
- fissaggio dei conduttori senza viti (plug in) 1.5-2.5mm²

SWITCH 1WAY IP44 10AX 250V~
- 10AX 250V~, type SF10
- in accordance with EN 60669-1
- plug-in contacts 1.5-2.5mm²



INTERRUTTORE UNIPOLARE IP44 10AX 250V~ __ TI



- SF10PWTI
- SF10GYTI

- indicatore TI+neon
- 10AX 250V~, tipo SF10
- conforme a EN 60669-1
- fissaggio dei conduttori senza viti (plug in) 1.5-2.5mm²

SWITCH 1WAY IP44 10AX 250V~ __ TI
- TI indicator+neon lamp
- 10AX 250V~, type SF10
- in accordance with EN 60669-1
- plug-in contacts 1.5-2.5mm²



PULSANTE UNIPOLARE IP44 10A 250V~ __ TI



- SF11PWTI
- SF11GYTI

- indicatore TI+neon
- 10A 250V~, tipo SF11
- conforme a EN 60669-1
- fissaggio dei conduttori senza viti (plug in) 1.5-2.5mm²

PUSH BUTTON 1WAY IP44 10A 250V~ __ TI
- TI indicator+neon lamp
- 10A 250V~, type SF11
- in accordance with EN 60669-1
- plug-in contacts 1.5-2.5mm²



INTERRUTTORE BIIPOLARE IP44 10AX 250V~















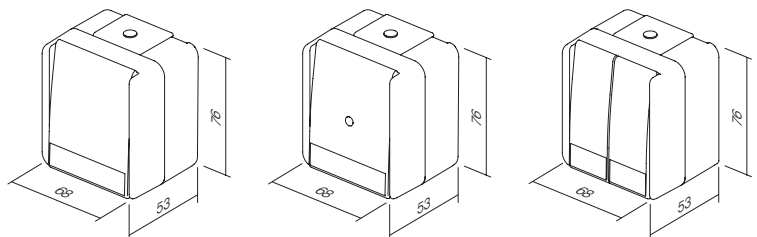
- SF20PW
- SF20GY

- 10AX 250V~, tipo SF20
- conforme a EN 60669-1
- fissaggio dei conduttori senza viti (plug in) 1.5-2.5mm²

SWITCH 2POLE IP44 10AX 250V~
- 10AX 250V~, type SF20
- in accordance with EN 60669-1
- plug-in contacts 1.5-2.5mm²



	<ul style="list-style-type: none"> <input type="checkbox"/> SF50PW <input checked="" type="checkbox"/> SF50GY 	<p>INTERRUTTORE SERIALE IP44 10AX 250V~</p> <ul style="list-style-type: none"> - 10AX 250V~, tipo SF50 - conforme a EN 60669-1 - fissaggio dei conduttori senza viti (plug in) 1.5-2.5mm² <p><i>SWITCH 2GANG-1WAY IP44 10AX 250V~</i></p> <ul style="list-style-type: none"> - 10AX 250V~, type SF50 - in accordance with EN 60669-1 - plug-in contacts 1.5-2.5mm² 	
	<ul style="list-style-type: none"> <input type="checkbox"/> SF51PW <input checked="" type="checkbox"/> SF51GY 	<p>PULSANTE SERIALE IP44 10A 250V~</p> <ul style="list-style-type: none"> - 10A 250V~, tipo SF51 - conforme a EN 60669-1 - fissaggio dei conduttori senza viti (plug in) 1.5-2.5mm² <p><i>PUSH BUTTON 2GANG-1WAY IP44 10A 250V~</i></p> <ul style="list-style-type: none"> - 10A 250V~, type SF51 - in accordance with EN 60669-1 - plug-in contacts 1.5-2.5mm² 	
	<ul style="list-style-type: none"> <input type="checkbox"/> SF60PW <input checked="" type="checkbox"/> SF60GY 	<p>DEVIATORE IP44 10AX 250V~</p> <ul style="list-style-type: none"> - 10AX 250V~, tipo SF60 - conforme a EN 60669-1 - fissaggio dei conduttori senza viti (plug in) 1.5-2.5mm² <p><i>SWITCH 2WAY IP44 10AX 250V~</i></p> <ul style="list-style-type: none"> - 10AX 250V~, type SF60 - in accordance with EN 60669-1 - plug-in contacts 1.5-2.5mm² 	
	<ul style="list-style-type: none"> <input type="checkbox"/> SF60PWTI <input checked="" type="checkbox"/> SF60GYTI 	<p>DEVIATORE IP44 10AX 250V~ __ TI</p> <ul style="list-style-type: none"> - indicatore TI+neon - 10AX 250V~, tipo SF60 - conforme a EN 60669-1 - fissaggio dei conduttori senza viti (plug in) 1.5-2.5mm² <p><i>SWITCH 2WAY IP44 10AX 250V~ __ TI</i></p> <ul style="list-style-type: none"> - TI indicator+neon lamp - 10AX 250V~, type SF60 - in accordance with EN 60669-1 - plug-in contacts 1.5-2.5mm² 	
	<ul style="list-style-type: none"> <input type="checkbox"/> SF63PW <input checked="" type="checkbox"/> SF63GY 	<p>DEVIATORE DOPPIO IP44 10AX 250V~</p> <ul style="list-style-type: none"> - 10AX 250V~, tipo SF63 - conforme a EN 60669-1 - fissaggio dei conduttori senza viti (plug in) 1.5-2.5mm² <p><i>SWITCH 2WAY DOUBLE IP44 10AX 250V~</i></p> <ul style="list-style-type: none"> - 10AX 250V~, type SF63 - in accordance with EN 60669-1 - plug-in contacts 1.5-2.5mm² 	
	<ul style="list-style-type: none"> <input type="checkbox"/> SF70PW <input checked="" type="checkbox"/> SF70GY 	<p>INVERTITORE IP44 10AX 250V~</p> <ul style="list-style-type: none"> - 10AX 250V~, tipo SF70 - conforme a EN 60669-1 - fissaggio dei conduttori senza viti (plug in) 1.5-2.5mm² <p><i>SWITCH INTERMEDIATE IP44 10AX 250V~</i></p> <ul style="list-style-type: none"> - 10AX 250V~, type SF70 - in accordance with EN 60669-1 - plug-in contacts 1.5-2.5mm² 	





VF10

PW

tipo type	denominazione description	descrizione tecnica technical data	colore colour
VF10	PRESA SCHUKO+COPERCHIO SOCKET SCHUKO+COVER	IP44 2P+E 16A 250V~	<input type="checkbox"/> PW bianco-opaco white-mat <input type="checkbox"/> GY grigio-opaco grey-mat



- VF10PW
- VF10GY

PRESA SCHUKO+COPERCHIO IP44 2P+E 16A 250V~

- fissaggio dei conduttori con vite di serraggio 1.5-2.5mm²
- 2P+E schuko+coperchio
- 16A 250V~, tipo VF10
- conforme a EN 60884-1, CEE7

SOCKET SCHUKO+COVER IP44 2P+E 16A 250V~

- screw contacts 1.5-2.5mm²
- 2P+E schuko+cover
- 16A 250V~, type VF10
- in accordance with EN 60884-1, CEE7



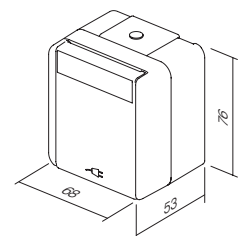
- VF12PW
- VF12GY

PRESA SCHUKO+COPERCHIO IP44 2P+E 16A 250V~ BV

- fissaggio dei conduttori senza vite (plug in) BV 1.5-2.5mm²
- 2P+E schuko+coperchio
- 16A 250V~, tipo VF12
- conforme a EN 60884-1, CEE7


SOCKET SCHUKO+COVER IP44 2P+E 16A 250V~ BV

- BV plug-in contacts 1.5-2.5mm²
- 2P+E schuko+cover
- 16A 250V~, type VF12
- in accordance with EN 60884-1, CEE7



VF10
VF12

S E T S C F



tipo type	denominazione description	descrizione tecnica technical data	colore colour
CF10	SET DI DUE PRESE SCHUKO ORIZ SOCKET SET SCHUKO DOUBLE HORIZ	2x 2P+E 16A 250V~ IP44	<input type="checkbox"/> PW bianco-opaco white-mat
CF11	SET DI DUE PRESE SCHUKO VERT SOCKET SET SCHUKO DOUBLE VERT	2x 2P+E 16A 250V~ IP44	<input checked="" type="checkbox"/> GY grigio-opaco grey-mat
CF12	SET DI PRESA SCH + DEVIATORE ORIZ SOCKET SCH+SWITCH 2WAY HORIZ	16A + 10A 250V~ IP44	
⋮	⋮	⋮	
⋮	⋮	⋮	

SET DI DUE PRESE SCHUKO ORIZZONTALE IP44 2x 2P+E 16A 250V~



- CF10PW
 CF10GY

- fissaggio dei conduttori con vite di serraggio 1.5-2.5mm²
- 2x 2P+E schuko+coperchio orizzontale
- 16A 250V~, tipo CF10
- conforme a EN 60884-1, CEE7

SOCKET SET SCHUKO DOUBLE
HORIZONTAL IP44 2x 2P+E 16A 250V~
- screw contacts 1.5-2.5mm²
- 2x 2P+E schuko+cover horizontal
- 16A 250V~, type CF10
- in accordance with EN 60884-1, CEE7



SET DI DUE PRESE SCHUKO VERTICALE IP44 2x 2P+E 16A 250V~



- CF11PW
 CF11GY

- fissaggio dei conduttori con vite di serraggio 1.5-2.5mm²
- 2x 2P+E schuko+coperchio verticale
- 16A 250V~, tipo CF11
- conforme a EN 60884-1, CEE7

SOCKET SET SCHUKO DOUBLE VERTICAL
IP44 2x 2P+E 16A 250V~
- screw contacts 1.5-2.5mm²
- 2x 2P+E schuko+cover vertical
- 16A 250V~, type CF11
- in accordance with EN 60884-1, CEE7




SET DI UNA PRESA SCH + DEVIATORE ORIZZONTALE IP44 16A + 10AX 250V~



- CF12PW
 CF12GY

- fissaggio dei conduttori con vite (presa), senza vite (interruttore) 1.5-2.5 mm²
- 2P+E schuko+coperchio + deviatore orizzontale
- 16A + 10AX 250V~, tipo CF12
- conforme a EN 60884-1, CEE7, EN 60669-1

SOCKET SCH+SWITCH SET 2WAY
HORIZONTAL IP44 16A + 10AX 250V~
- screw (socket), plug-in (switch)
contacts 1.5-2.5mm²
- 2P+E schuko+cover + switch 2-way horizontal
- 16A + 10AX 250V~, type CF12
- in accordance with EN 60884-1, CEE7, EN 60669-1



SET DI UNA PRESA SCH + DEVIATORE VERTICALE IP44 16A + 10AX 250V~



- CF13PW
- CF13GY

- fissaggio dei conduttori con vite (presa), senza vite (interruttore) 1.5-2.5 mm²
- 2P+E schuko+coperchio + deviatore verticale
- 16A + 10AX 250V~, tipo CF13
- conforme a EN 60884-1, CEE7, EN 60669-1

SOCKET SCH+SWITCH 2WAY SET VERTICAL IP44 16A + 10AX 250V~

- screw (socket), plug-in (switch) contacts 1.5-2.5mm²
- 2P+E schuko+cover + switch 2-way vertical
- 16A + 10AX 250V~, type CF13
- in accordance with EN 60884-1, CEE7, EN 60669-1



SET DI DUE PRESE SCHUKO ORIZZONTALE IP44 2x 2P+E 16A 250V~BV



- CF14PW
- CF14GY

- fissaggio dei conduttori senza vite (plug in) BV 1.5-2.5mm²
- 2x 2P+E schuko+coperchio orizzontale
- 16A 250V~, tipo CF14
- conforme a EN 60884-1, CEE7

SOCKET SET SCHUKO DOUBLE HORIZONTAL IP44 2x 2P+E 16A 250V~ BV

- BV plug-in contacts 1.5-2.5mm²
- 2x 2P+E schuko+cover horizontal
- 16A 250V~, type CF14
- in accordance with EN 60884-1, CEE7



SET DI DUE PRESE SCHUKO VERTICALE IP44 2x 2P+E 16A 250V~ BV



- CF15PW
- CF15GY

- fissaggio dei conduttori senza vite (plug in) BV 1.5-2.5mm²
- 2x 2P+E schuko+coperchio verticale
- 16A 250V~, tipo CF15
- conforme a EN 60884-1, CEE7

SOCKET SET SCHUKO DOUBLE VERTICAL IP44 2x 2P+E 16A 250V~ BV

- BV plug-in contacts 1.5-2.5mm²
- 2x 2P+E schuko+cover vertical
- 16A 250V~, type CF15
- in accordance with EN 60884-1, CEE7



SET DI UNA PRESA SCH + DEVIATORE ORIZZONTALE IP44 16A + 10AX 250V~ BV



- CF16PW
- CF16GY

- fissaggio dei conduttori senza vite (plug in) BV 1.5-2.5mm²
- 2P+E schuko+coperchio + deviatore orizzontale
- 16A + 10AX 250V~, tipo CF16
- conforme a EN 60884-1, CEE7, EN 60669-1

SOCKET+SWITCH SET SCH+2WAY HORIZONTAL IP44 16A + 10AX 250V~ BV

- BV plug-in contacts 1.5-2.5mm²
- 2P+E schuko+cover + switch 2-way horizontal
- 16A + 10AX 250V~, type CF16
- in accordance with EN 60884-1, CEE7, EN 60669-1



SET DI UNA PRESA SCH + DEVIATORE VERTICALE IP44 16A + 10AX 250V~ BV




- CF17PW
- CF17GY

- BV fissaggio dei conduttori senza vite (plug in) 1.5-2.5mm²
- 2P+E schuko+coperchio + deviatore verticale
- 16A + 10AX 250V~, tipo CF17
- conforme a EN 60884-1, CEE7, EN 60669-1

SOCKET SCH+SWITCH 2WAY SET VERTICAL IP44 16A + 10AX 250V~ BV

- BV plug-in contacts 1.5-2.5mm²
- 2P+E schuko+cover + switch 2-way vertical
- 16A + 10AX 250V~, type CF17
- in accordance with EN 60884-1, CEE7, EN 60669-1





tipo type	denominazione description	descrizione tecnica technical data	colore colour
AF10	SCATOLA DI DERIVAZIONE DISTRIBUTION BOX	IP44 RN01	<input type="checkbox"/> PW bianco-opaco white-mat
AF20	SCATOLA DI DERIVAZIONE DISTRIBUTION BOX	IP55 ND01	<input type="checkbox"/> GY grigio-opaco grey-mat

SCATOLA DI DERIVAZIONE IP44 RN01

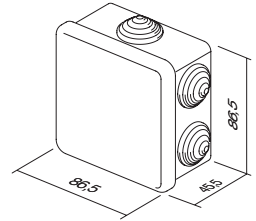


- AF10PW
- AF10GY

- scatola di derivazione per il montaggio esterno IP44
- 16A 400V~
- conforme a IEC/EN 60670-1, IEC/EN 60670-22

DISTRIBUTION BOX IP44 RN01

- surface mounting distribution box IP44
- 16A 400V~
- in accordance with IEC/EN 60670-1, IEC/EN 60670-22



SCATOLA DI DERIVAZIONE IP55 ND01

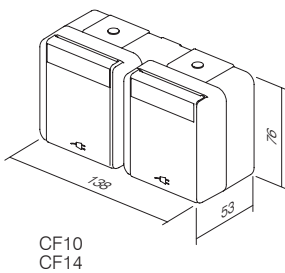
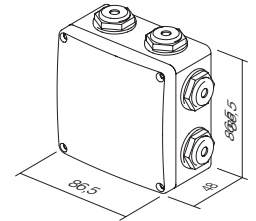


- AF20PW
- AF20GY

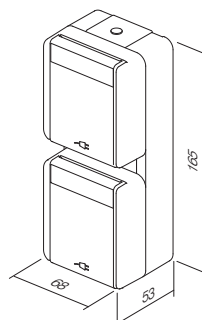
- scatola di derivazione per il montaggio esterno IP55
- raccordi di uscita in dotazione
- conforme a IEC/EN 60670-1, IEC/EN 60670-22

DISTRIBUTION BOX IP55 ND01

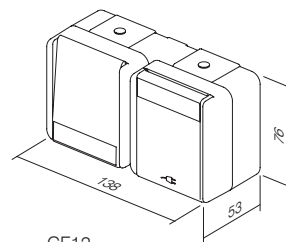
- surface mounting connection box IP55
- glands included
- in accordance with IEC/EN 60670-1, IEC/EN 60670-22



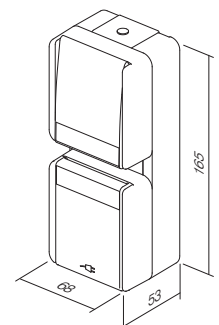
CF10
CF14



CF11
CF15



CF12
CF16



CF13
CF17

codice	descrizione prodotto	pagina	codice	descrizione prodotto	pagina
INTERRUTTORI SM			COMUNICAZIONI KM		
SM10	INTERRUTTORE UNIPOLARE 16 A X 250 V- 1M	44	KM10--	PRESA TV BASE 0 dB 1M	60
SM11	PULSANTE UNIPOLARE 16 A 250 V- 1M	44	KM20--	PRESA TV BASE 0 dB 2M	60
SM12	INTERRUTTORE UNIPOLARE 20 A 250 V- 1M	44	KM11--	PRESA TV TERMINALE 1 dB 1M	60
SM20	INTERRUTTORE BIPOLARE 16 A X 250 V- 1M	44	KM12--	PRESA TV PASSANTE 10 dB 1M	60
SM40	INTERRUTTORE PER SERRANDE 1-0-2 16 A X 250 V- 1M	45	KM15--	PRESA SAT BASE 0 dB 1M	61
SM41	PULSANTE PER SERRANDE 1-0-2 16 A 250 V- 1M	45	KM24--	PRESA SAT BASE 0 dB 2M	61
SM60	DEVIATORE 16 A X 250 V- 1M	45	KM16--	PRESA SAT TERMINALE 1 dB 1M	61
SM61	DEVIATORE A PULSANTE 16 A 250 V- 1M	45	KM19--	PRESA R BASE 0 dB 1M	62
SM70	INVERTITORE 16 A X 250 V- 1M	45	KM29--	PRESA R BASE 0 dB 2M	62
SM10--	INTERRUTTORE UNIPOLARE 16 A X 250 V- 1M	46	KM17--	PRESA SAT-TV TERMINALE 1 dB 1M	62
SM10--IN	INTERRUTTORE UNIPOLARE 16 A X 250 V ~ 1M IN	46	KM22--	PRESA AUDIO 2xRCA 1M	63
SM11--	PULSANTE UNIPOLARE 16 A 250 V- 1M	46	KM23--	PRESA CASSE AUDIO 1M	63
SM11--IN01	PULSANTE UNIPOLARE 16 A 250 V- 1M IN 01	46	KM26--	PRESA CASSE AUDIO 2M	63
SM11--IN02	PULSANTE UNIPOLARE 16 A 250 V- 1M IN 02	47	KM30--	PRESA TEL LT RJ11 6/4 1M	64
SM20--NT03	INTERRUTTORE BIPOLARE 16 A X 250 V ~ 1M NT 03	47	KM31--	PRESA TEL BT SEC 6/6 1M	64
SM20--IN	INTERRUTTORE BIPOLARE 16 A X 250 V ~ 1M IN	47	KM36--	PRESA TEL KS RJ11 6/4 1M	64
SM40--NT10	INTERRUTTORE PER SERRANDE 1-0-2 16 A X 250 V ~ 1M NT 10	47	KM37--	PRESA CAT5e KS RJ45 8/8 1M	64
SM41--NT10	PULSANTE PER SERRANDE 1-0-2 16 A 250 V- 1M NT 10	47	KM35--	ADATTATORE KS 1M	64
SM60--	DEVIATORE 16 A X 250 V ~ 1M	47	KM38--	ADATTATORE KS CON PROTEZIONE ANTIPOLVERE 1M	64
SM61--	DEVIATORE A PULSANTE 16 A 250 V- 1M	48	KM39--	PRESA KS CAT6 SCH RJ45 8/8 1M	65
SM62--CD	DEVIATORE A PULSANTE CON CORDA DA TIRARE 16 A 250 V- 1M CD	48	KM50--	ADATTATORE KS UNIVERSALE 1M	65
SM70--	INVERTITORE 16 A X 250 V ~ 1M	48	KM40--	ADATTATORE PD 1M	65
TASTI TM			KM43--	ADATTATORE PD CON PROTEZIONE ANTIPOLVERE 1M	65
TM11--	TASTO 1M	49	KM46--	ADATTATORE R&M 1M	66
TM11--IN	TASTO 1M IN	49	KM52--	ADATTATORE R&M CAT6A 1M	66
TM12--	TASTO 2M	49	KM47--	ADATTATORE R&M CON PROTEZIONE ANTIPOLVERE 1M	66
TM12--IN	TASTO 2M IN	49	KM53--	ADATTATORE R&M CAT6A CON PROTEZIONE ANTIPOLVERE 1M	66
TM13--IL	TASTO 2M CON TARGHETTA PER LA SCRITTA	50	KM45--	ADATTATORE LK 1M	67
TM15--	TASTO 1M BIPOLARE	50	KA26	ADATTATORE NEXSANS/SCHRACK 2M	67
TM21--	COPRIFORO 1M	50	KM48--	ADATTATORE AT&T SYSTIMAX CON PROTEZIONE ANTIPOLVERE 1M	67
TM22--	COPRIFORO 2M	50	KM51--	PRESA USB TIPO A 1M	67
TM31--	PASSACAVO 1M	50	ACCESSORI DI COMUNICAZIONE KA		
SEGNALETICA IA			KA10	CONNETTORE KS CAT3 RJ11 6/4	68
IA10--	NEON 230 V- 0,34 W	52	KA11	CONNETTORE KS CAT5e RJ45 8/8	68
IA20--	LED SEGNALETICA 230 V AC/DC 0,4 W	52	KA12	CONNETTORE KS CAT5eS RJ45 8/8	68
IA21--	LED SEGNALETICA 24 V AC/DC 0,2 W	52	KA15	CONNETTORE KS CAT6 SCHRACK RJ45 8/8	69
IA22--	LED SEGNALETICA 12 V AC/DC 0,10 W	52	KA16	CONNETTORE KS CAT6S SCHRACK RJ45 8/8	69
IA50	CIRCUITO RC 250 V	52	KA17	CONNETTORE KS CAT6a SCHRACK RJ45 8/8	69
INTERRUTTORI SP			KA18	CONNETTORE SLIM KS CAT6S SCHRACK RJ45 8/8	69
SP10	INTERRUTTORE UNIPOLARE 16 AX 250 V- 1M	54	KA27	CONNETTORE KS HDMI	69
SP11	PULSANTE UNIPOLARE 16 A 250 V- 1M	54	KA28	CAVO KS HDMI	69
SP12	INTERRUTTORE UNIPOLARE 20 A 250 V- 1M	54			
SP20	INTERRUTTORE BIPOLARE 16 AX 250 V- 1M	54			
SP40	INTERRUTTORE PER SERRANDE 1-0-2 16 AX 250 V- 1M	55			
SP41	PULSANTE PER SERRANDE 1-0-2 16 A 250 V- 1M	55			
SP60	DEVIATORE 16 AX 250 V- 1M	55			
SP61	DEVIATORE A PULSANTE 16 A 250 V- 1M	55			
SP70	INVERTITORE 16 AX 250 V- 1M	55			
PRESE VM					
VM10--	PRESA SCHUKO+KS 2P+E 16 A 250 V- 2M	56			
VM11--	PRESA SCHUKO+KS+COPERCHIO 2P+E 16 A 250 V- 2M	56			
VM20--	PRESA EURO+KS 2P 10 A 250 V- 1M	57			
VM40--	PRESA FRANCESE+KS 2P+E 16 A 250 V- 2M	57			
VM41--	PRESA FRANCESE+KS+COPERCHIO 2P+E 16 A 250 V- 2M	57			
VM30--	PRESA ITALIANA P17/11+KS 2P+E 16 A 250 V- 1M	57			
VM31--	PRESA SCHUKO/ITA P17/11+KS 2P+E 16 A 250 V- 2M	57			
VM32--	PRESA SCHUKO/ITA P30+KS 2P+E 16 A 250 V- 2M	58			
VM33--	PRESA ITALIANA P11+KS 2P+E 10 A 250 V- 1M	58			
VM21--	PRESA EURO/AMERICANA+KS 2P 16 A 250 V- 1M	58			
VM52--	PRESA BRITANNICA BS 1363+KS 2P+E 13A 250V- 2M	58			
VM55--	PRESA MULTI-STANDARD+KS 2P+E 13A 250V- 2M	58			
VM80	PROTEZIONE CONTRO SOVRATENSIONI MPE MINI 275V/50Hz	58			

codice	descrizione prodotto	pagina	codice	descrizione prodotto	pagina
ELETRONICA EM			PLACCHE LINE OL		
EM12--	DIMMER A MANOPOLA CON DEVIATORE RL 300 W 1M	70	OL10--	PLACCA LINE 1/2M	106
EM13--	DIMMER A MANOPOLA CON DEVIATORE RL 60 W 1M	71	OL20--	PLACCA LINE 2M	106
EM14--	DIMMER A MANOPOLA CON DEVIATORE LED 180 W 1M	71	OL24--	PLACCA LINE 2x2M	106
EM15--	DIMMER A MANOPOLA R 250 W 1M	72	OL26--	PLACCA LINE 3x2M	106
EM23	DIMMER DA INCASSO R (250 W), (RC, RL 200 V A)	72	OL28--	PLACCA LINE 4x2M	106
EM16--	1-10 V DIMMER A MANOPOLA CON DEVIATORE	73	OL29--	PLACCA LINE 5x2M	106
EM17	MODULO DI CONTROLLO MZC per EM18	74	OL13--	PLACCA LINE 1/3M	107
EM18	DIMMER INTERNO LED 250 W	74	OL30--	PLACCA LINE 3M	107
EM19	DIMMER INTERNO DC LED 96 W	75	OL40--	PLACCA LINE 4M	107
EM25--	INTERRUTTORE/DIMMER UNIVERSALE RLC 0-300 W 2M	76	OL70--	PLACCA LINE 7M	107
EM26--	UNITÀ DI CONTROLLO DEL PULSANTE 2M	78	OL71--	PLACCA LINE 2x7M	107
EM25PPOL20	SET INTERRUTTORE/DIMMER UNIVERSALE RLC 0-300 W 2M PP OL20	78	OL23--	PLACCA LINE 2/3M	107
EM27	FILTRO ANTIDISTURBO DELLA RETE	79	PLACCHE SOFT OS		
EM28--	ALLOGGIAMENTO FUSIBILE 230 V AC, 50 Hz 1M	79	OS10--	PLACCA SOFT 1/2M	110
EM29	FUSIBILE	79	OS20--	PLACCA SOFT 2M	110
EM31--	INTERRUTTORE IR 5 A 230 V~ 1M	79	OS24--	PLACCA SOFT 2x2M	110
EM32--	INTERRUTTORE IR 5 A 230 V ~ 2M	80	OS26--	PLACCA SOFT 3x2M	110
EM33--	INTERRUTTORE A SENSORE 5A 230V~ 1M	80	OS28--	PLACCA SOFT 4x2M	110
EM38--	TERMOSTATO PER RISCALDAMENTO 5(2) A 230 V~ 2M	82	OS13--	PLACCA SOFT 1/3M	111
EM39--	TERMOSTATO RISCALDAMENTO/RAFFREDDAMENTO 3(1,5) A 230 V~ 2M	83	OS30--	PLACCA SOFT 3M	111
NM39	SUPPORTO CON VITI PER TERMOSTATI FANTINI COSMI 3M	84	OS40--	PLACCA SOFT 4M	111
EM46--	INTERRUTTORE A SCHEDA 16 A / 230 V AC, 50 Hz 3M	84	OS70--	PLACCA SOFT 7M	111
EM44--	INTERRUTTORE A SCHEDA PER RISPARMIO ENERGETICO RF HF 13,56 MHz 3M	85	OS71--	PLACCA SOFT 2x7M	111
EM47	SCHEDA ISO	85	OS72--	PLACCA SOFT 2x7M	111
EM49	UNITÀ RELÈ PER INTERRUTTORE A SCHEDA 2x16 A 250 V	86	OS23--	PLACCA SOFT 2/3M	111
EM45	PARTITORE SPL-1	86	PLACCHE PURE OP		
EM60--	PRESA PER RASOIO 230 V~/120 V~ 3M	87	OP20--	PLACCA PURE 2M	116
EM57	LAMPADA DI EMERGENZA A LED 230 V~ 50 Hz 0,5 W, NiMH 2h 2M	87	OP24--	PLACCA PURE 2x2M	116
EM55	LAMPADA DI EMERGENZA A LED 250 V~ 0,9 W, NiCd 3h 7M	88	OP26--	PLACCA PURE 3x2M	116
EM69--	CARICATORE USB PD 20 W	89	OP28--	PLACCA PURE 4x2M	116
EM50--	UNITÀ AMBIENTALE A LED MONOCOLORE 250 V~ 0,8 W 2M	90	OP13--	PLACCA PURE 1/3M	117
EM51--	LAMPADA A LED BICOLORE 250 V~ 2x0,4 W 2M	90	OP30--	PLACCA PURE 3M	117
EM52--	LAMPADA A LED 3D BICOLORE 250 V~ 2x0,4 W 2M	90	OP40--	PLACCA PURE 4M	117
EM71--	INTERRUTTORE A IMPRONTA DIGITALE BIOPASS 2M	91	OP70--	PLACCA PURE 7M	117
EM82--	INTERRUTTORE A TEMPO MULTI-FUNZIONALE EM82	92	OP23--	PLACCA PURE 2/3M	117
EM90--	RONZATORE 8VA 230V~ 1M	94	PLACCHE EDGE OG		
EM91--	RONZATORE 8 V A 12 V 1M	94	OG10--P	PLACCA EDGE 1/2M	120
EM92--	SUONERIA 8VA 230V~ 1M	94	OG20--P	PLACCA EDGE 2M	120
EM93--	SUONERIA 8 V A 12 V 1M	95	OG13--P	PLACCA EDGE 1/3M	121
EM94--	CAMPANELLO ELETTRONICO 230 V~ 6 mA rms 1M	95	OG30--P	PLACCA EDGE 3M	121
EM95--	REGOLATORE DI VOLUME PER LA LINEA AUDIO 100 V 35 W 2M	96	OG40--P	PLACCA EDGE 4M	121
EM96--	REGOLATORE DI VOLUME PER OHM BASSI 4-8 Ω 35 W 2M	96	OG70--P	PLACCA EDGE 7M	121
SET CM			OG23--P	PLACCA EDGE 2/3M	121
CM10--	SET DI 2 PRESE SCHUKO 2P+E 16 A 250 V~ 4M	97	PLACCHE EDGE OG		
CM11--	SET DI 3 PRESE SCHUKO 2P+E 16 A 250 V~ 7M	97	OG10--M	PLACCA EDGE 1/2M	123
CM15	SET DI PONTICELLI COLORATI 3x1,5 mm ² 1M	98	OG20--M	PLACCA EDGE 2M	123
CM16	SET DI PONTICELLI COLORATI 3x2,5 mm ² 2M	98	OG24--M	PLACCA EDGE 2x2M	123
CM17	SET DI VITI 3,5x20	98	OG26--M	PLACCA EDGE 3x2M	123
CM18	SET DI VITI 3,5x35	98	OG28--M	PLACCA EDGE 4x2M	123
CM19	SET DI VITI 3,5x50	98	OG13--M	PLACCA EDGE 1/3M	124
CM22--	SET PER INTERRUTTORI CON TARGHETTA IP44 2M	98	OG30--M	PLACCA EDGE 3M	124
CM23--	SET PER PRESE CON TARGHETTA IP44 2M	98	OG40--M	PLACCA EDGE 4M	124
CM25--OL	SET DA BAGNO 3x20 A 250 V~ 4M OL	98	OG70--M	PLACCA EDGE 7M	124
CM25--OS	SET DA BAGNO 3x20 A 250 V~ 4M OS	98	OG23--M	PLACCA EDGE 2/3M	124
CM28--	SET PER INTERRUTTORI IP44 2M	99	SUPPORTI NM		
CM29--	SET PER PRESE IP44 2M	99	NM10	SUPPORTO CON GRAFFETTE 1/2M	130
NM41	SUPPORTO PER SET DA BAGNO 4M	99	NM11	SUPPORTO SENZA VITI 1/2M	130
OL41--	PLACCA PER SET DA BAGNO LINE	99	NM20	SUPPORTO CON GRAFFETTE 2M	130
OS41--	PLACCA PER SET DA BAGNO SOFT	99	NM21	SUPPORTO SENZA VITI 2M	130
PROGRAMMA ANTIBATTERICO AW			NM24	SUPPORTO DI METALLO CON GRAFFETTE 2M	131
TM11AW	TASTO 1M	101	NM25	SUPPORTO DI METALLO SENZA VITI 2M	131
TM11AWIN	TASTO 1M IN	101	NM26	SUPPORTO RINFORZATO CON GRAFFETTE 2M	131
TM12AW	TASTO 2M	101	NM27	SUPPORTO RINFORZATO SENZA VITI 2M	131
TM12AWIN	TASTO 2M IN	101	NM23	SUPPORTO CON GRAFFETTE 2/3M	131
TM21AW	COPRIFORO 1M	101	NM30	SUPPORTO CON VITI 3M	132
TM22AW	COPRIFORO 2M	101	NM40	SUPPORTO CON VITI 4M	132
VM10AW	PRESA SCHUKO+KS 2P+E 16 A 250 V~ 2M	102	NM70	SUPPORTO CON VITI 7M	132
VM11AW	PRESA SCHUKO+KS+COPERCHIO 2P+E 16 A 250 V~ 2M	102	NM75	SUPPORTO RINFORZATO CON VITI 7M	132
VM20AW	PRESA EURO+KS 2P 10 A 250 V~ 1M	102	NM72	SUPPORTO CON VITI 2x7M	132
KM11AW	PRESA TV TERMINALE 1 dB 1M	102	NM32	SUPPORTO CON VITI 2/3M	133
KM35AW	ADATTATORE KS 1M	102			
OS20AW	PLACCA SOFT 2M	103			
OS24AW	PLACCA SOFT 2x2M	103			
OS26AW	PLACCA SOFT 3x2M	103			
OS30AW	PLACCA SOFT 3M	103			
OS40AW	PLACCA SOFT 4M	103			
OS70AW	PLACCA SOFT 7M	103			

S C A T O L E

codice	descrizione prodotto	pagina
SCATOLE TONDE		
DE10	SCATOLA TONDA DA INCASSO PER PARETI IN MURATURA SM60-01	136
DE11	SCATOLA TONDA DA INCASSO PER PARETI IN MURATURA PROFONDA SM60-06	136
DE30	GIUNTO PER SCATOLE PER PARETI IN MURATURA SM60-03	136
DE31	GIUNTO PER SCATOLE PER PARETI IN MURATURA SM60-04	136
DE12	SCATOLA TONDA DA INCASSO PER PARETI IN MURATURA 65-46	137
DE13	SCATOLA TONDA DA INCASSO PER PARETI IN MURATURA 65-60	137
DE14	PROLUNGA PER SCATOLA DA INCASSO PER PARETI IN MURATURA 65-46	137
DE32	GIUNTO PER SCATOLE PER PARETI IN MURATURA 65-71	137
DE33	GIUNTO PER SCATOLE PER PARETI IN MURATURA 65-91	137
DE20	COPERCHIO PROTETTIVO PER SCATOLA 60	137
DE21	COPERCHIO PROTETTIVO PER SCATOLA 65	137
DE22	COPERCHIO DECORATIVO PER SCATOLA SM60	137
HE10	SCATOLA TONDA DA INCASSO PER PARETI IN CARTONGESSO SM68x40	140
HE11	SCATOLA TONDA DA INCASSO PER PARETI IN CARTONGESSO SM68x55	140
BE10	SCATOLA TONDA DA INCASSO PER PARETI IN CALCESTRUZZO 60-49	140
BE11	SCATOLA TONDA DA INCASSO PER PARETI IN CALCESTRUZZO 60-77	140
BE20	SUPPORTO PER SCATOLE PER PARETI IN CALCESTRUZZO	140
BE21	BLOCCATUBO PER SCATOLE PER PARETI IN CALCESTRUZZO 16	140
SCATOLE RETTANGOLARI		
DM30	SCATOLA RETTANGOLARE PER PARETI IN MURATURA PM3	144
DM31	SCATOLA RETTANGOLARE PER PARETI IN MURATURA PM3-65	144
DM40	SCATOLA RETTANGOLARE PER PARETI IN MURATURA PM4	144
DM41	SCATOLA RETTANGOLARE PER PARETI IN MURATURA PM4-65	144
DM70	SCATOLA RETTANGOLARE PER PARETI IN MURATURA PM7	145
DM71	SCATOLA RETTANGOLARE PER PARETI IN MURATURA PM7-65	145
DM72	SCATOLA RETTANGOLARE PER PARETI IN MURATURA PM72-65	145
DM80	GIUNTO D'UNIONE/DISTANZIALE PER SCATOLE PM	145
DM33	COPERCHIO DI PROTEZIONE PER SCATOLE PM3	146
DM34	COPERCHIO DECORATIVO PER SCATOLA PM3	146
DM43	COPERCHIO DI PROTEZIONE PER SCATOLE PM4	146
DM44	COPERCHIO DECORATIVO PER SCATOLA PM4	146
DM73	COPERCHIO DI PROTEZIONE PER SCATOLE PM7	146
DM74	COPERCHIO DECORATIVO PER SCATOLA PM7	146
DM75	COPERCHIO DECORATIVO PER SCATOLA PM72	147
HM30	SCATOLA RETTANGOLARE PER PARETI IN CARTONGESSO VM3	148
HM40	SCATOLA RETTANGOLARE PER PARETI IN CARTONGESSO VM4	148
HM70	SCATOLA RETTANGOLARE PER PARETI IN CARTONGESSO VM7	148
HM72	SCATOLA RETTANGOLARE PER PARETI IN CARTONGESSO VM72	148
BM30	SCATOLA RETTANGOLARE PER PARETI IN CALCESTRUZZO BM3	149
BM40	SCATOLA RETTANGOLARE PER PARETI IN CALCESTRUZZO BM4	149
BM70	SCATOLA RETTANGOLARE PER PARETI IN CALCESTRUZZO BM7	149
BM80	ELEMENTO DI FISSAGGIO PER SCATOLE BM	149
BM82	PROFILO DISTANZIATORE PER SCATOLE	149
SCATOLE DI DERIVAZIONE DA INCASSO		
DW10	SCATOLA DI DISTRIBUZIONE TONDA PER PARETI IN MURATURA DSM78	152
HW10	SCATOLA DI DISTRIBUZIONE TONDA PER PARETI IN CARTONGESSO SM78x45	152
DE23	COPERCHIO DECORATIVO PER SCATOLA SM78	152
DE24	COPERCHIO PROTETTIVO PER SCATOLA 78	152
HW20	SCATOLA DI DISTRIBUZIONE QUADRATA PER PARETI IN CARTONGESSO SM105x105	152
ACCESSORI PER IL CABLAGGIO		
UW10--	BARRA DI MORSETTI UNIPOLARI CHIUSI PC 2x2,5 mm2 10P	154
UW11--	BARRA DI MORSETTI UNIPOLARI CHIUSI PC 2x4 mm2 10P	154
UW12--	BARRA DI MORSETTI UNIPOLARI CHIUSI PC 2x6 mm2 10P	154
UW15--	MORSETTI UNIPOLARI PA 2x2,5 mm2 12P	154
UW16--	MORSETTI UNIPOLARI PA 2x4 mm2 12P	154
UW17--	MORSETTI UNIPOLARI PA 2x6 mm2 12P	154
UW29--	BARRA DI MORSETTI BIPOLARI PP 1,0-4,0 mm2 12P	154
UW30--	BARRA DI MORSETTI BIPOLARI PP 1,5-6,0 mm2 12P	154
UW31--	BARRA DI MORSETTI BIPOLARI PP 2,5-10 mm2 12P	154
UW32--	BARRA DI MORSETTI BIPOLARI PP 4,0-16 mm2 12P	154
UW27--	BARRA DI MORSETTI BIPOLARI PA 2,5-10 mm2 12P	155
UW28--	BARRA DI MORSETTI BIPOLARI PA 4,0-16 mm2 12P	155
UW40--	MORSETTI SENZA VITI PA 1,5 mm2 3P	155
UW41--	MORSETTI SENZA VITI PA 1,5 mm2 5P	155
UW42--	MORSETTI SENZA VITI PA 1,5 mm2 8P	155
UW45--	MORSETTI SENZA VITI PA 2,5mm2 3P	155
UW46--	MORSETTI SENZA VITI PA 2,5mm2 4P	155
UW47--	MORSETTI SENZA VITI PA 2,5mm2 5P	155
UW50--	MORSETTI SENZA VITI PA 2,5mm2 2/1P	155

distribuzione

codice	descrizione prodotto	pagina
CUSTODIE CUBO IP20 AC		
AC11--	CONTENITORE DA PARETE NO CUBO CON FONDO IP20 1M	158
AC21--	CONTENITORE DA PARETE NO CUBO CON FONDO IP20 2M	158
AC41--	CONTENITORE DA PARETE NO CUBO CON FONDO IP20 4M	158
AC61--	CONTENITORE DA PARETE NO CUBO CON FONDO IP20 6M	158
CUSTODIE CUBO IP55 AQ		
AQ20--	CONTENITORE DA PARETE NO CUBO IP55 2M	159
AQ22--	CONTENITORE DA PARETE NO CUBO IP55 2x2M	159
AQ30--	CONTENITORE DA PARETE NO CUBO IP55 3M	159
AQ21--	SCATOLA PO CUBO IP55 2M	160
AQ31--	CONTENITORE DA PARETE PO CUBO IP55 3M	160
CANALINE IN ALLUMINIO MA		
RT10	ADATTATORE MA 92	161
RT12--	PLACCA MA 92 2/3M	161
RT14--	PLACCA MA 92 4M	161
RT17--	PLACCA MA 92 7M	161
RT20--	BASE DELLA CANALINA MA 130x65	162
RT21--	BASE DELLA CANALINA MA 165x65	162
RT25--	COPERCHIO CANALINA MA 92	162
RT30	SEPARATORE MA 43	162
RT31	SEPARATORE MA 43 AL	162
RT32	SEPARATORE MA 43 AL DVOJNA	162
RT35--	ELEMENTO TERMINALE/TESTATA DI CHIUSURA MA 130x65	163
RT36--	ELEMENTO TERMINALE/TESTATA DI CHIUSURA MA 165x65	163
RT38	SET DI RACCORDI PIATTI MA 65	163
RT40--	ANGOLO UNIVERSALE MA 130x65	163
RT41--	ANGOLO UNIVERSALE MA 165x65	163
RT42	TERMINALE DI MESSA A TERRA MA 2x A6.3	163
RT43--	ELEMENTO ANGOLARE A L MA 130x65 / 130	163
RT44--	ELEMENTO ANGOLARE A L MA 165x65 / 130	164
RT47--	ELEMENTO ANGOLARE A L MA 165x65 / 165	164
RT45--	ELEMENTO/RACCORDO A T MA 130x65 / 130	164
RT46--	ELEMENTO/RACCORDO A T MA 165x65 / 130	164
RT48--	ELEMENTO/RACCORDO A T MA 165x65 / 165	164
RT50--	SUPPORTO PER CANALINA MA SINGOLA 130x65	165
RT51--	SUPPORTO PER CANALINA MA DOPPIA 130x65	165
RT52--	COLONNA MA 130x65x500	165
RT53--	COLONNA MA DOPPIA 130x65x500	165
SCATOLE A PAVIMENTO MT		
RB50	SUPPORTO DA INCASSO PER SCATOLA A PAVIMENTO 4M	167
RB60	BASE PER SCATOLA A PAVIMENTO 4M	167
RB65S1	COPERCHIO PER SCATOLA A PAVIMENTO 4M	167
RB51	SUPPORTO DA INCASSO PER SCATOLA A PAVIMENTO 7M	167
RB61	BASE PER SCATOLA A PAVIMENTO 7M	167
RB66S1	COPERCHIO PER SCATOLA A PAVIMENTO 7M	167
RB52	SUPPORTO DA INCASSO PER SCATOLA A PAVIMENTO 2X7M	168
RB62	BASE PER SCATOLA A PAVIMENTO 2X7M	168
RB67S2	COPERCHIO PER SCATOLA A PAVIMENTO 2X7M	168
RB53	SUPPORTO DA INCASSO PER SCATOLA A PAVIMENTO 4X7M	168
RB62	BASE PER SCATOLA A PAVIMENTO 2X7M	168
RB68S2	COPERCHIO PER SCATOLA A PAVIMENTO 4X7M	168
RB55S1	SCATOLA A PAVIMENTO PER DOPPIO PAVIMENTO CON COPERCHIO 4M	169
RB60	BASE PER SCATOLA A PAVIMENTO 4M	169
RB56S1	SCATOLA A PAVIMENTO PER DOPPIO PAVIMENTO CON COPERCHIO 7M	170
RB61	BASE PER SCATOLA A PAVIMENTO 7M	170
RB57S2	SCATOLA A PAVIMENTO PER DOPPIO PAVIMENTO CON COPERCHIO 2X7M	170
RB62	BASE PER SCATOLA A PAVIMENTO 2X7M	170
RB58S2	SCATOLA A PAVIMENTO PER DOPPIO PAVIMENTO CON COPERCHIO 4X7M	170
RB62	BASE PER SCATOLA A PAVIMENTO 2X7M	170
RB10	ADATTATORE PER GUIDA DIN 35mm 1M	171
RB11	ADATTATORE PER GUIDA DIN 35mm 2M	171

codice	descrizione prodotto	pagina	codice	descrizione prodotto	pagina
INTERRUTTORI SQ			ACCESSORI PQ		
SQ10--XO	INTERRUTTORE UNIPOLARE 10 A X 250 V-	192	PQ10--XO	COPRIFORO	213
SQ10--INXO	INTERRUTTORE UNIPOLARE 10 A X 250 V- __ IN	192	PQ30--	COPERCHIO TAE/TDO	213
SQ11--XO	PULSANTE UNIPOLARE 10 A 250 V-	192	PQ20PWF	SCATOLA NO 1	214
SQ11--IN01XO	PULSANTE UNIPOLARE 10 A 250 V- __ IN 01	192	PQ21PWF	SCATOLA DI SUPERFICIE PER DOPPIA PRESA	214
SQ11--IN02XO	PULSANTE UNIPOLARE 10 A 250 V- __ IN 02	193	PQ22--F	SET PER INTERRUTTORI FLAT IP44	215
SQ11--ILXO	PULSANTE UNIPOLARE 10A 250V- __IL	193	PQ23--F	SET PER PRESE FLAT IP44	215
SQ22--IN03XO	INTERRUTTORE BIPOLARE 16AX 250V- __ IN 03	193	PLACCHE OF		
SQ50--XO	INTERRUTTORE SERIALE 10 A X 250 V-	193	OF10--	PLACCA FLAT 1	216
SQ51--XO	PULSANTE SERIALE 10 A 250 V-	193	OF20--	PLACCA FLAT 2	216
SQ52--NT09XO	INTERRUTTORE PER SERRANDE 10 A X 250 V- NT 09	193	OF30--	PLACCA FLAT 3	217
SQ53--NT09XO	PULSANTE PER SERRANDE 10 A 250 V- NT 09	194	OF40--	PLACCA FLAT 4	217
SQ60--XO	DEVIATORE 10 A X 250 V-	194	OF50--	PLACCA FLAT 5	217
SQ60--INXO	DEVIATORE 10 A X 250 V- __IN	194	PLACCHE OQ		
SQ60--IN02XO	DEVIATORE 10 A X 250 V- __IN 02	194	OQ10--	PLACCA BOLD 1	218
SQ63--XO	DEVIATORE DOPPIO 10 A X 250 V-	195	OQ20--	PLACCA BOLD 2	218
SQ70--XO	INVERTITORE 10 A X 250 V-	195	OQ30--	PLACCA BOLD 3	219
SEGNALETICA IA			OQ40--	PLACCA BOLD 4	219
IA10--	NEON 230 V~ 0,34 W	196	OQ50--	PLACCA BOLD 5	219
IA20--	LED SEGNALETICA 230 V~ AC/DC 0,4 W	196	PLACCHE OR		
IA21--	LED SEGNALETICA 24 V AC/DC 0,2 W	196	OR10--	PLACCA PRIME 1	220
IA22--	LED SEGNALETICA 12 V AC/DC 0,1 W	196	OR20--	PLACCA PRIME 2	220
PRESE VQ			OR30--	PLACCA PRIME 3	221
VQ10--XO	PRESA SCHUKO 2P+E 16 A 250 V- __ XO	199	OR40--	PLACCA PRIME4	221
VQ11--XO	PRESA SCHUKO+COPERCHIO 2P+E 16 A 250 V- __ XO	199			
VQ12--XO	PRESA SCHUKO 2P+E 16 A 250 V- BV __ XO	199			
VQ13--XO	PRESA SCHUKO+COPERCHIO 2P+E 16 A 250 V- BV __ XO	199			
VQ40--XO	PRESA FRANCESE 2P+E 16A 250V- __ XO	200			
VQ41--XO	PRESA FRANCESE+COPERCHIO 2P+E 16A 250V- __ XO	200			
VQ16--	PRESA SCHUKO DOPPIA 2P+E 16 A 250 V-	200			
VQ16--F	PRESA SCHUKO DOPPIA 2P+E 16 A 250 V-	200			
VQ42--XO	PRESA FRANCESE 2P+E 16A 250V- BV __ XO	201			
VQ43--XO	PRESA FRANCESE+COPERCHIO 2P+E 16A 250V- BV __ XO	201			
VQ46--XO	PRESA FRANCESE DOPPIA 2P+E 16A 250V-	201			
VQ46--F	PRESA FRANCESE DOPPIA 2P+E 16A 250V-	201			
COMUNICAZIONI KQ					
KQ10--XO	PRESA TV BASE 0 dB	202			
KQ11--XO	PRESA TV-R TERMINALE 1 dB	202			
KQ12--XO	PRESA TV-R PASSANTE 10 dB	203			
KQ16--XO	PRESA SAT-TV-R TERMINALE 3 dB	203			
KQ22--XO	PRESA AUDIO 2xRCA	203			
KQ23--XO	PRESA CASSE AUDIO	204			
KQ36--XO	PRESA TEL KS RJ11 6/4	204			
KQ37--XO	PRESA CAT5e KS RJ45 8/8	204			
KQ38--XO	PRESA TEL KS DOPPIA 2x RJ11 6/4	204			
KQ39--XO	PRESA CAT5e KS DOPPIA 2x RJ45 8/8	205			
KQ35--XO	PRESA TEL LT RJ11 6/4	205			
KQ40--XO	PRESA CAT6s KS RJ45 8/8 SLIM	205			
KQ41--XO	PRESA CAT6s KS DOPPIA 2x RJ45 8/8 SLIM	205			
ELETTRONICA EQ					
EQ15--XO	DIMMER A MANOPOLA CON DEVIATORE RL 400 W	206			
EQ16--XO	DIMMER A MANOPOLA CON DEVIATORE RLC 400 W	206			
EQ19--XO	DIMMER A MANOPOLA CON DEVIATORE LED 100 W	206			
EM17	Modulo di CONTROLLO MZC per EM18	208			
EM18	DIMMER INTERNO LED 250 W	208			
EM19	DIMMER INTERNO DC LED 96 W	209			
EQ32--XO	INTERRUTTORE IR 5 A 230 V-	210			
EQ35--XO	TERMOSTATO RISCALDAMENTO 10 A 230 V-	210			
EQ36--XO	TERMOSTATO RISCALDAMENTO / RAFFREDDAMENTO 5 A 230 V-	210			
EQ37--XO	TERMOSTATO RISCALDAMENTO A PAVIMENTO 16 A 230 V-	211			
EQ01--XO	RADIO A INCASSO + ALTOPARLANTE DAB BLUETOOTH	211			
EQ02--XO	ALTOPARLANTE A INCASSO	211			
EQ69--XO	CARICATORE USB PD 20 W	212			

codice	descrizione prodotto	pagina	codice	descrizione prodotto	pagina
INTERRUTTORI SE			COPERCHI PA		
SE10	INTERRUTTORE UNIPOLARE 10 A X 250 V~	232	PE10--	COPERCHIO TV-R 2P/3P	248
SE11	PULSANTE UNIPOLARE 10 A 250 V~	232	PE20--	COPERCHIO KS SINGOLO	248
SE22	INTERRUTTORE BIPOLARE 16 AX 250 V~	232	PE21--	COPERCHIO KS DOPPIO	248
SE50	INTERRUTTORE SERIALE 10 A X 250 V~	232	PE30--	COPERCHIO TAE/TDO	248
SE51	PULSANTE SERIALE 10 A 250 V~	233	ELETTRONICA EE		
SE52	INTERRUTTORE PER SERRANDE 10 A X 250 V~	233	EE15	DIMMER A MANOPOLA CON DEVIATORE RL 400 W	249
SE53	PULSANTE PER SERRANDE 10 A 250 V~	233	EE16	DIMMER A MANOPOLA CON DEVIATORE RLC 400 W	249
SE60	DEVIATORE 10 A X 250 V~	233	EE19	DIMMER A MANOPOLA CON DEVIATORE LED 100 W	250
SE63	DEVIATORE DOPPIO 10 A X 250 V~	233	EE32	INTERRUTTORE IR 5 A 230 V~	250
SE70	INVERTITORE 10 A X 250 V~	233	EE15--	DIMMER A MANOPOLA CON DEVIATORE RL 400 W	251
SE10--	INTERRUTTORE UNIPOLARE 10 A X 250 V~	234	EE16--	DIMMER A MANOPOLA CON DEVIATORE RLC 400 W	251
SE10--IN	INTERRUTTORE UNIPOLARE 10 A X 250 V~ IN	234	EE19--	DIMMER A MANOPOLA CON DEVIATORE LED 100 W	251
SE11--	PULSANTE UNIPOLARE 10 A 250 V~	234	EE32--	INTERRUTTORE IR 5 A 230 V~	251
SE11--TI50	PULSANTE UNIPOLARE 10 A 250 V~ TI 50	234	EE69--	CARICATORE USB PD 20 W	252
SE11--TI51	PULSANTE UNIPOLARE 10 A 250 V~ TI 51	234	COPERCHI ELETTRONICA PE		
SE11--IL	PULSANTE UNIPOLARE 10 A 250 V~ IL	234	PE41--	COPERCHIO PER DIMMER Ø 6	254
SE22--IN03	INTERRUTTORE BIPOLARE 16 A X 250V ~ IN 03	234	PE32--	COPERCHIO INTERRUTTORE IR	254
SE50--	INTERRUTTORE SERIALE 10 A X 250 V~	235	ACCESSORI AE		
SE51--	PULSANTE SERIALE 10 A 250 V~	235	AE10--	COPRIFORO	255
SE52--NT09	INTERRUTTORE PER SERRANDE 10 A X 250 V~ NT 09	235	AE20--	SCATOLA DI GIUNZIONE A 5 POLI PERMANENTE 3P+N+E 5x4 mm ²	255
SE53--NT09	PULSANTE PER SERRANDE 10 A 250 V~ NT 09	235	AE30--	SCATOLA NO 1	255
SE60--	DEVIATORE 10 A X 250 V~	235	AE31--	SCATOLA DI SUPERFICIE PER DOPPIA PRESA EKONOMIK	255
SE63--	DEVIATORE DOPPIO 10 A X 250 V~	235	AE50--	CORNICE DA PARETE	256
SE70--	INVERTITORE 10 A X 250 V~	235	AE51--	PROTEZIONE KS PER BAMBINI	256
TASTI TE			PLACCHE OE		
TE10--	TASTO CLASSICO	236	OE10--	PLACCA EKONOMIK 1	257
TE10--IN	TASTO CLASSICO IN	236	OE20--	PLACCA EKONOMIK 2 ORIZZONTALE	257
TE13--IL	TASTO CON TARGHETTA IL	236	OE21--	PLACCA EKONOMIK 2 VERTICALE	257
TE11--	TASTO SERIALE	236	OE30--	PLACCA EKONOMIK 3 ORIZZONTALE	257
SEGNALETICA IA			OE31--	PLACCA EKONOMIK 3 VERTICALE	258
IA10--	NEON 230 V~ 0,34 W	237	OE40--	PLACCA EKONOMIK 4 ORIZZONTALE	258
IA20--	LED SEGNALETICA 230 V~ AC/DC 0,4 W	237	OE41--	PLACCA EKONOMIK 4 VERTICALE	258
IA21--	LED SEGNALETICA 24 V AC/DC 0,2 W	237	OE50--	PLACCA EKONOMIK 5 ORIZZONTALE	258
IA22--	LED SEGNALETICA 12 V AC/DC 0,1 W	237	OE90--	PLACCHE DECORATIVE COLOR	259
PRESE VE			fontana		
VE10--XO	PRESA SCHUKO 2P+E 16 A 250 V~ XO	240	codice	descrizione prodotto	pagina
VE11--XO	PRESA SCHUKO+COPERCHIO 2P+E 16 A 250 V~ XO	240	INTERRUTTORI SF		
VE12--XO	PRESA SCHUKO 2P+E 16 A 250 V~ BV XO	240	SF10--	INTERRUTTORE UNIPOLARE IP44 10 A X 250 V~	262
VE13--XO	PRESA SCHUKO+COPERCHIO 2P+E 16 A 250 V~ BV XO	240	SF10--TI	INTERRUTTORE UNIPOLARE IP44 10 A X 250 V~ TI	262
VE10--	PRESA SCHUKO 2P+E 16 A 250 V~	240	SF11--TI	PULSANTE UNIPOLARE IP44 10 A 250 V~ TI	262
VE11--	PRESA SCHUKO+COPERCHIO 2P+E 16 A 250 V~	240	SF20--	INTERRUTTORE BIPOLARE IP44 10 A X 250 V~	262
VE12--	PRESA SCHUKO 2P+E 16 A 250 V~ BV	240	SF50--	INTERRUTTORE SERIALE IP44 10 A X 250 V~	263
VE13--	PRESA SCHUKO+COPERCHIO 2P+E 16 A 250 V~ BV	240	SF51--	PULSANTE SERIALE IP44 10 A 250 V~	263
VE40--XO	PRESA FRANCESE 2P+E 16 A 250 V~ XO	241	SF60--	DEVIATORE IP44 10 A X 250 V~	263
VE41--XO	PRESA FRANCESE+COPERCHIO 2P+E 16 A 250 V~ XO	241	SF60--TI	DEVIATORE IP44 10 A X 250 V~ TI	263
VE42--XO	PRESA FRANCESE 2P+E 16 A 250 V~ BV XO	241	SF63--	DEVIATORE DOPPIO 10 A X 250 V~	263
VE43--XO	PRESA FRANCESE+COPERCHIO 2P+E 16 A 250 V~ BV XO	241	SF70--	INVERTITORE IP44 10 A X 250 V~	263
VE40--	PRESA FRANCESE 2P+E 16 A 250 V~	241	PRESE VF		
VE41--	PRESA FRANCESE+COPERCHIO 2P+E 16 A 250 V~	241	VF10--	PRESA SCHUKO+COPERCHIO IP44 2P+E 16 A 250 V~	264
VE42--	PRESA FRANCESE 2P+E 16 A 250 V~ BV	241	VF12--	PRESA SCHUKO+COPERCHIO IP44 2P+E 16 A 250 V~ BV	264
VE43--	PRESA FRANCESE+COPERCHIO 2P+E 16 A 250 V~ BV	241	SET CF		
VE16--	PRESA SCHUKO DOPPIA 2P+E 16 A 250 V~	242	CF10--	SET DI DUE PRESE SCHUKO ORIZZONTALE	
VE46--	PRESA FRANCESE DOPPIA 2P+E 16 A 250 V~	242	IP44 2x2P+E 16 A 250 V~		265
VE30--	PRESA 2P 16 A 250 V~	242	CF11--	SET DI DUE PRESE SCHUKO VERTICALE	
COMUNICAZIONI KE			IP44 2x2P+E 16 A 250 V~		265
KE11	PRESA TV-R TERMINALE 1 dB	243	CF12--	SET DI UNA PRESA SCH + DEVIATORE ORIZZONTALE	
KE12	PRESA TV-R PASSANTE 10 dB	243	IP44 16A + 10 A X 250 V~		265
KE16	PRESA SAT-TV-R TERMINALE 3 dB	243	CF13--	SET DI UNA PRESA SCH + DEVIATORE VERTICALE	
KE36	PRESA TEL KS RJ11 6/4	243	IP44 16A + 10 A X 250 V~		266
KE37	PRESA CAT5e KS RJ45 8/8	244	CF14--	SET DI DUE PRESE SCHUKO ORIZZONTALE	
KE40	PRESA CAT6s KS RJ45 8/8 SLIM	244	IP44 2x 2P+E 16 A 250 V~ BV		266
KE38	PRESA TEL KS DOPPIA 2x RJ11 6/4	244	CF15--	SET DI DUE PRESE SCHUKO VERTICALE	
KE39	PRESA CAT5e KS DOPPIA 2x RJ45 8/8	244	IP44 2x 2P+E 16 A 250 V~ BV		266
KE41	PRESA CAT6s KS DOPPIA 2x RJ45 8/8 SLIM	244	CF16--	SET DI UNA PRESA SCH + DEVIATORE ORIZZONTALE	
KE45	ADATTATORE KS SINGOLO	244	IP44 16A + 10 A X 250 V~ BV		266
KE46	ADATTATORE KS DOPPIO	245	CF17--	SET DI UNA PRESA SCH + DEVIATORE VERTICALE	
KE47	ADATTATORE PD DOPPIO	245	IP44 16A + 10 A X 250 V~ BV		266
KE10--	PRESA TV BASE 0 dB	246	ACCESSORI AF		
KE11--	PRESA TV-R TERMINALE 1 dB	246	AF10--	SCATOLA DI DERIVAZIONE IP44 RN01	267
KE12--	PRESA TV-R PASSANTE 10 dB	246	AF20--	SCATOLA DI DERIVAZIONE IP55 ND01	267
KE16--	PRESA SAT-TV-R TERMINALE 3 dB	246			
KE22--	PRESA AUDIO 2xRCA	246			
KE23--	PRESA CASSE AUDIO	246			
KE36--	PRESA TEL KS RJ11 6/4	246			
KE37--	PRESA CAT5e KS RJ45 8/8	247			
KE40--	PRESA CAT6s KS RJ45 8/8 SLIM	247			
KE38--	PRESA TEL KS DOPPIA 2x RJ11 6/4	247			
KE39--	PRESA CAT5e KS DOPPIA 2x RJ45 8/8	247			
KE41--	PRESA CAT6s KS DOPPIA 2x RJ45 8/8 SLIM	247			
KE35--	PRESA TEL LT RJ11 6/4	247			



TEM
On | Off and everything in between

ekonomik
MODUL
LOGIQ

100% ELEKTRIČEN

www.tem.si



TEM
On | Off and everything in between



TEM

M
n between



www.tem.si

TEM

TEM ČATEŽ d.o.o.
Čatež 13, 8212 VELIKA LOKA
SLOVENIJA
tem@tem.si
www.tem.si

T +386(0)7 348 99 00

